

# BOSCH CONNECTED DEVICES AND SOLUTIONS GMBH

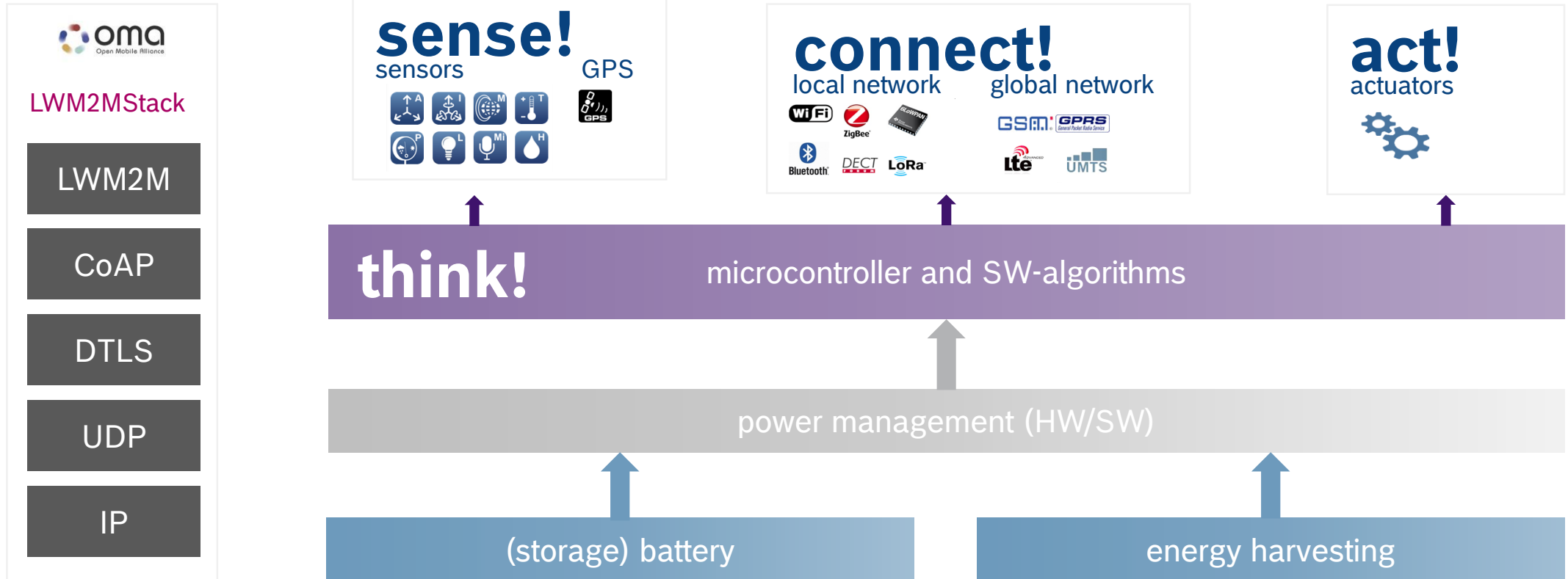
INVENTED FOR CONNECTED LIFE

# Bosch Connected Devices and Solutions

We bring things to life to make life better



# Bosch Connected Devices and Solutions Technology & Competence



# Bosch Connected Devices and Solutions

## Cross Domain Development Kit XDK

### ► Sensors and Functions



Acceleration Sensor



Humidity Sensor



Pressure Sensor



Temperature Sensor



Digital Light Sensor



Geomagnetic Sensor



Gyroscope Sensor



Acoustic Sensor



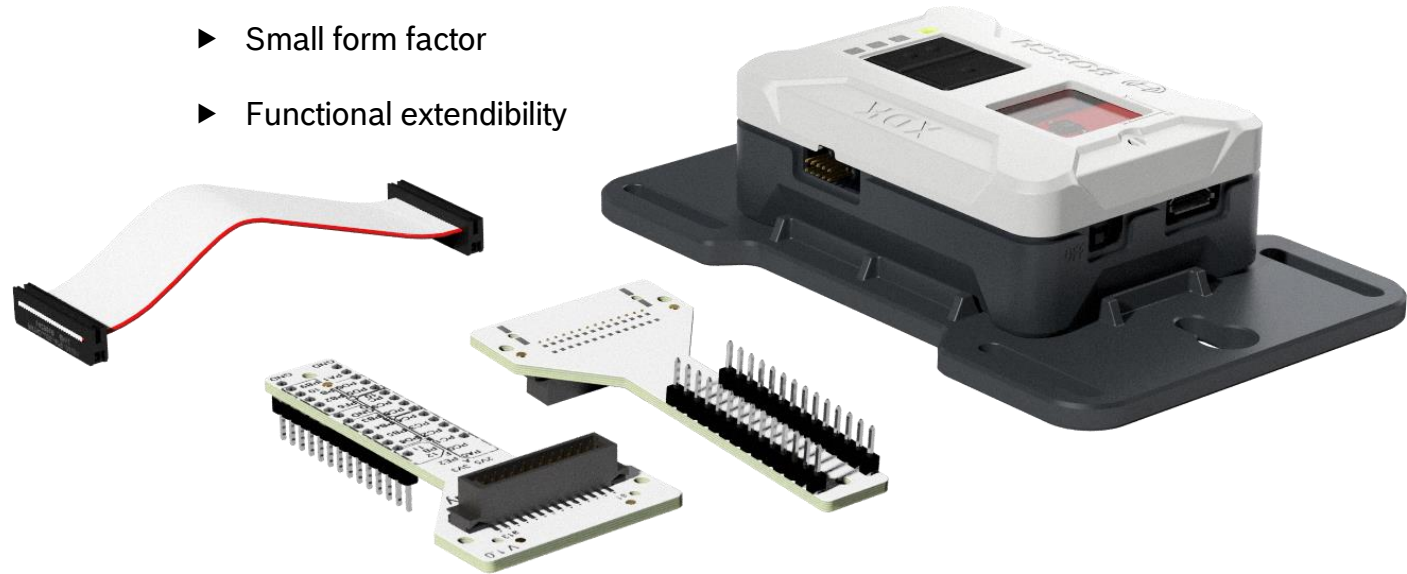
Bluetooth low energy & WiFi



32-Bit Microcontroller

### Benefits

- All in one sensor platform: hardware, software, community
- Rapid prototyping
- Simple to use
- Small form factor
- Functional extendibility



# Bosch Connected Devices and Solutions

## Retrofit eCall

### ► Sensors and Functions



Acceleration Sensor



Bluetooth Connectivity

### Benefits

- Easy and fast installation
- Universal fit for any car
- USB socket to charge device
- High security standards: independence of car network









Picture: GDV

# Bosch Connected Devices and Solutions

## Transport Data Logger

### ► Sensors and Functions

-  Acceleration Sensor
-  Humidity Sensor
-  Pressure Sensor
-  Temperature Sensor
-  Digital Light Sensor
-  Battery life time: up to 2 years


### Benefits

- Simplified visualization via mobile application
- Creates transparency within the entire supply chain
- Battery with an outstandingly long lifetime resulting in less handling effort



# Bosch Connected Devices and Solutions

## User Case: Condition Monitoring



### Benefits

- ▶ Machine Vibration
- ▶ Shopfloor temperature
- ▶ Machine Noise
- ▶ .....

The real time connected sensor can collect the machine operation data leading to make the condition monitoring and predictive maintenance possible

# Bosch Connected Devices and Solutions

## User Case: Lift Monitoring



### Benefits

- ▶ Lift Mileage
- ▶ Lift Movement
- ▶ Lift Acceleration Variation
- ▶ Lift Door Open/Close Cycle: efficiency rate
- ▶ .....

The connected sensor brings the Lift Monitoring Solution with more reliability, data security and real-time for lift operators, property owners and data service providers

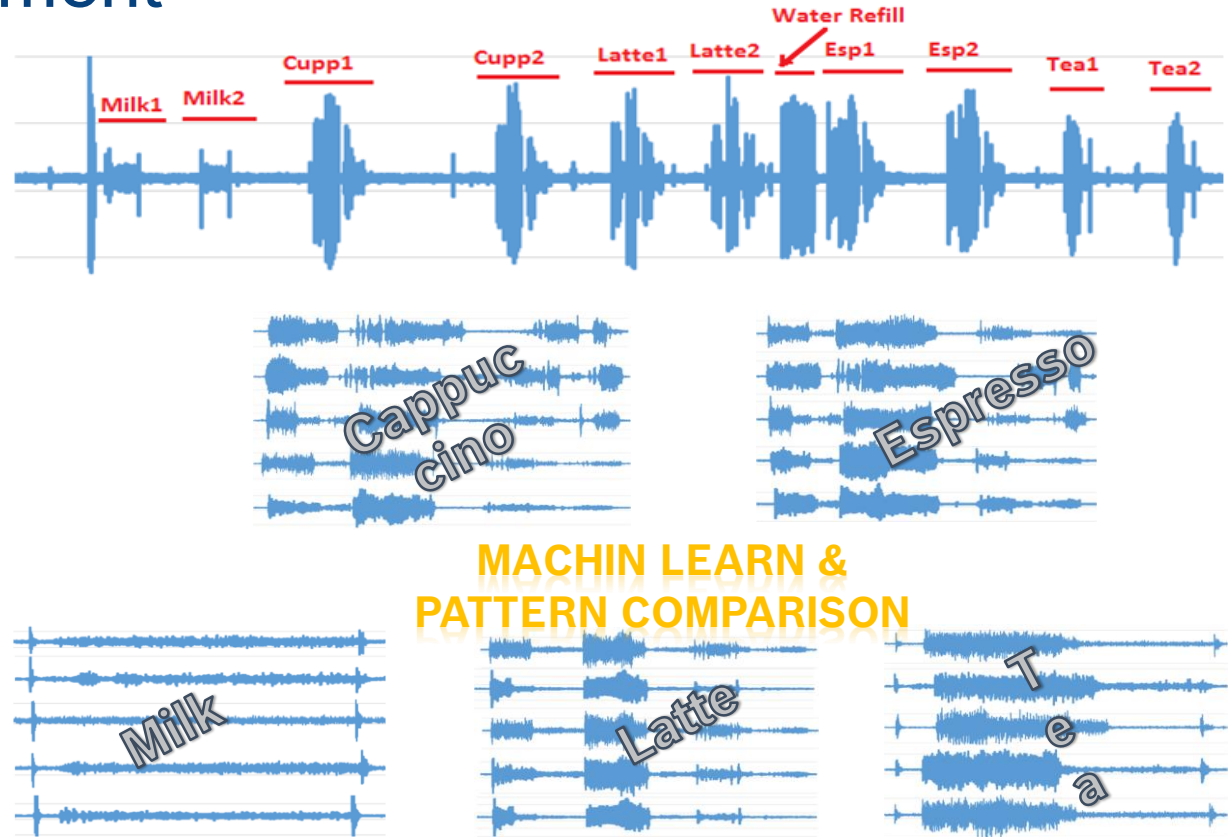


# Bosch Connected Devices and Solutions

## User Case: Asset Management

Pain points:

- High operation cost & stock management cost
- Manual check for machine status
- User Experience



# Contact us

RETRIEVING DATA...

15%  
25%  
55%  
75%  
100%

Visit our Website [www.bosch-connectivity.com](http://www.bosch-connectivity.com)

E-Mail [info@bosch-connectivity.com](mailto:info@bosch-connectivity.com)