



***Data Roaming Price Basket Index
December 2011***

The GSMA represents the interests of the worldwide mobile communications industry. Spanning 219 countries, the GSMA unites nearly 800 of the world's mobile operators, as well as more than 200 companies in the broader mobile ecosystem, including handset makers, software companies, equipment providers, internet companies, and media and entertainment organisations

Contents

1. Introduction

2. Data Collection and Assumptions

Outline of data collection process and the approach to treat different tariff structures consistently

3. Methodology

Description of the approach used to generate the aggregated EU/EEA price per MB

4. Selected Case Studies

a) Presentation of the aggregated price per MB in the EU/EEA based on the best available tariffs for operators and countries for a selection of usage cases

b) Presentation of the difference between the December and October aggregated price per MB in the EU/EEA based on the best available tariffs for operators and countries for a selection of usage cases

5. Data Tables

a) Aggregated Data: Identifies the best available tariff for each operator and country for each of the defined usage cases

b) Consolidated Raw Data: Shows the tariffs available from each operator website in December 2011. The data shown consolidates (where relevant) any difference in tariff between partner and non-partner networks

1. Introduction

This document provides extensive examples of the pricing for mobile data roaming services in the EU/EEA for a number of usage cases. These examples are intended to contribute to the on going debate between the mobile industry and the European Commission about the current and future extent of regulatory intervention in the European mobile roaming market - particularly for mobile data services.

The results presented here are based upon tariff information drawn from the websites of 103 European mobile operators in December 2011. This data is aggregated to provide a view of an EU/EEA price based on each operators' best available tariff, and also on each country's best available tariff for a selection of usage cases.

The methodology and underlying data are also provided for reference.

2. Data Collection and Assumptions

Data Collection

1 Data collection and filtering

- All data collection took place from 01 December 2011 to 08 December 2011
- This exercise identified a total of 385 mobile tariffs from 103 operators from across 31 countries - the EU/EEA and Switzerland
- The data collection and analysis focused on mobile/smartphone tariffs
- Furthermore the analysis only includes those tariffs which apply across a broad range of phone models (e.g. if a tariff applies solely to Blackberry devices it is excluded)

2 Tariff Components

- In order to analyse the wide variety of tariff structures the analysis used a standardised tariff format comprised of multiple tariff elements. The analysis treats each tariff type according to the different tariffs components included:
 - The tariff "allowance" is the amount of data included for the associated fee
 - The tariff "price" is the base level fee charged for usage of the allowance
 - A "monthly one-off fee" provides access to data roaming services but does not provide any data allowance. This cost has been added to the tariff price and amortised over the usage in the calculations.
 - Any strictly non-recurring one-off fees occur in very few tariffs and are relatively low. These have been excluded for the purposes of the analysis.
 - A "rolling monthly fee" is a monthly fee for which a monthly allowance is provided as part of a post-paid contract
 - The tariff "time limit" is the usable time for which the allowance is valid. Any allowance not used within the time limit will be lost
 - The tariff "excess limit": Most tariffs allow the user to continue purchasing multiple allowances for the tariff price. However, some tariffs include a usage limit we are calling an "excess limit". Usage beyond this excess limit may be charged at a different price (the "excess price") and sold in different allowance increments (the "excess unit").

3 Situation-specific prices

- Some tariffs include a different price in certain cases (e.g. partner vs. non-partner networks, on-net vs. off-net rates)
- A "combined" price was calculated for these tariffs on a case-by-case basis by weighting the different possible prices (for on-net vs. off-net, preferred vs. non-preferred network etc.) depending on an assessment of the coverage of the preferred networks and customer usage patterns.
- Where preferential rates are available free-of-charge and simply require signing-up (e.g. Vodafone Passport), we assume that all customers sign-up for these lower rates
- Tariffs under which data connection speeds are limited/reduced by the operator once a user's allowance is used-up are assumed to be totally cut-off once the allowance is used
- Preferential rates that are available at domestic rates or within domestic bundles have not been included

4 Taxes and Exchange Rates

- All calculations are net of VAT
- EUR is the default unit currency used
- Where conversion is required from local currencies we have used exchange rates as of 14th December 2011

2. Data Collection and Assumptions

Notes

1 Outputs

- Combined prices for each country are calculated by weighting the prices of prepaid and postpaid tariffs by the total number of subscribers in that country

2 Data Sources

- (i) All tariff information taken from Operator websites
- (ii) Market share data as of Q3 2011 from Wireless Intelligence
- (iii) Number of subscribers as of Q3 2011 from Wireless Intelligence

3 New information

Following publication of previous reports, some we received more comprehensive data for one or more previous periods. These updates have been incorporated into the data used in this Report, which may create some inconsistencies with previous reports. In such cases, the data from the most recent Report takes precedence. Whenever numbers are updated, we will also update the relevant numbers in the previous reports to identify the correct price movements.

3. Methodology

1 Overview

- This model takes two approaches to identify the EU/EEA cost of data roaming based on the best available tariffs
 - (i) Approach 1: Usage-only Cases consider different data usage volumes irrespective of the duration over which the allowance is used
 - (ii) Approach 2: Usage & Duration Cases consider different data usage patterns including both usage volume and the time period over which the allowance is used

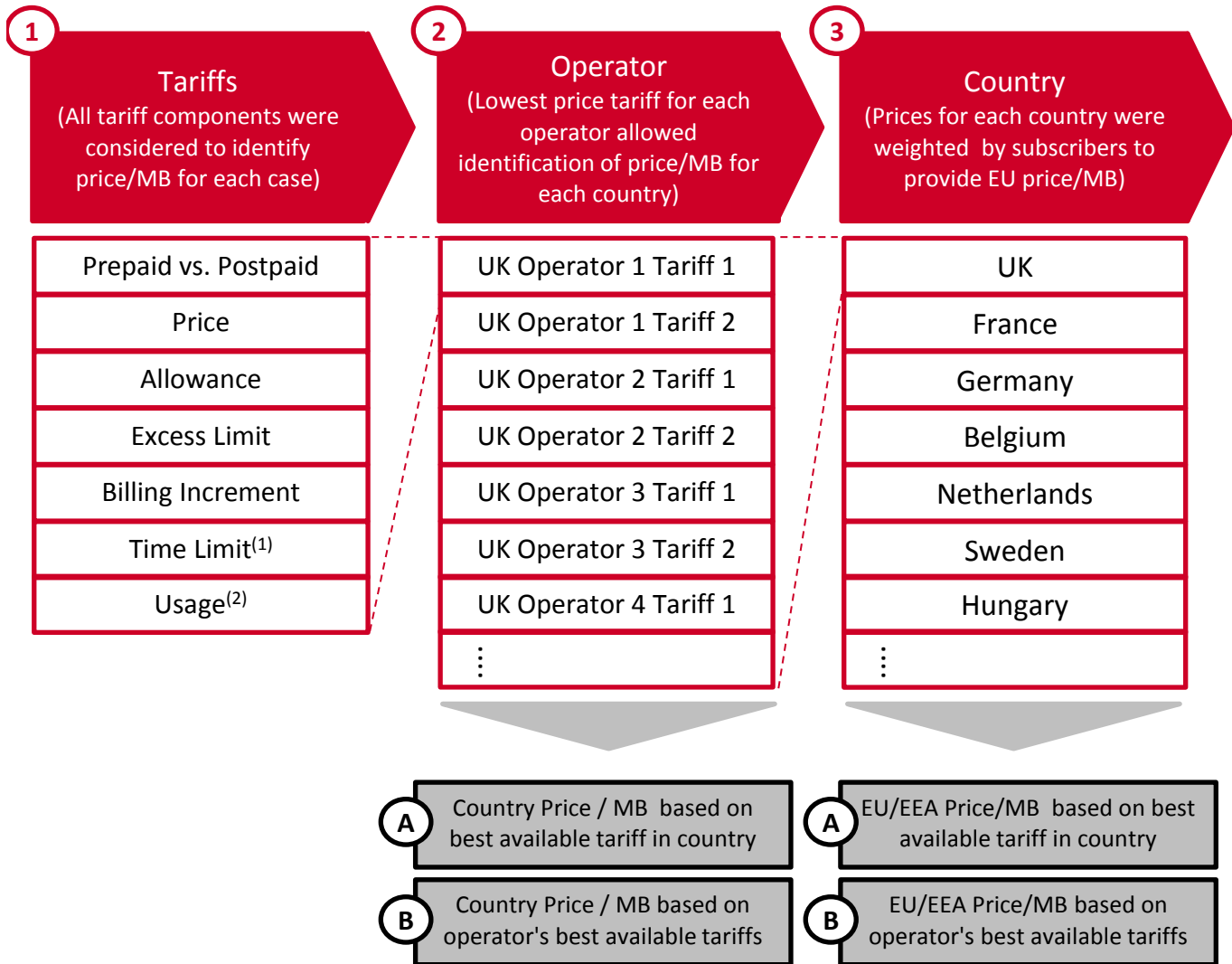
2 Approach 1: Usage-only Cases

- (i) Determine individual tariff prices
 - For each tariff, an effective data roaming price per MB is calculated for each **usage-only case**
 - The price per MB is calculated considering the **full bundle allowance so that in cases where usage is less than the allowance, the user is still charged the full price of the bundle resulting in a higher effective price**
 - For example, if a user pays €10 for a 10MB bundle but uses only 5MB, he or she will still be charged the entire €10 so that the effective price per MB is $€10 / 5MB = €2$ per MB)
- (ii) Aggregate country-level prices
 - For each country we determine:
 - (a) The **lowest** available price per MB based on the best tariff from a single operator
 - (b) The **best average** price per MB - this is based on a weighted average price of the lowest price tariff for each operator within a country, weighted by each operator's market share
 - These values are determined for each usage case to reflect the different data roaming usage profiles for each country
- (iii) Aggregate EU/EEA-level prices
 - The EU/EEA price per MB has been calculated by weighting the average price for each country with the number of mobile subscriptions in each country
 - (a) The EU/EEA price per MB based on the each country's best available tariff
 - (b) The EU/EEA price per MB based on each operator's best available tariff
 - This is determined for each usage-only case to reflect the different data roaming usage profiles at EU/EEA-level

3 Approach 2: Usage & Duration Cases

- (i) Determine individual tariff prices
 - For each tariff, an effective data roaming price per MB is calculated for each **usage & duration case** including consideration of both data usage and time-period over which the allowance is used
 - The price per MB is calculated considering the full bundle allowance so that in cases where usage is less than the allowance, the user is still charged the full price of the bundle resulting in a higher effective price per MB
 - It is assumed that the usage in each usage case is distributed evenly across the duration of the usage case
 - For example, a traveller using 50MB of roaming data in a 5 day journey is assumed to use $50MB / 5 = 10MB$ per day. This allows comparisons of per-MB and daily bundle tariffs to identify the lowest effective price per
- (ii) Aggregate country-level prices
 - Same as in Approach 1
- (iii) Aggregate EU-level prices
 - Same as in Approach 1

3. Methodology



Notes:

1. Time Limits are only considered for Usage and Duration Cases (and not for Usage-only Cases)
2. Usage depends on the Usage-Only Cases / Usage and Duration Case in question

4. Selected Case Studies - December Price Basket Index

Approach 1: Example Usage-only Cases

Usage-only Case Number	1	2	3	4	5	6
Data usage (MBs)	1	5	10	20	50	100

Prepaid Tariffs (€ per MB)

EU/EEA price based on operators' best tariffs	2.79	1.90	1.75	1.76	1.69	1.91
EU/EEA price based on country's best tariffs	1.38	0.64	0.45	0.45	0.36	0.58

Postpaid Tariffs (€ per MB)

EU/EEA price based on operators' best tariffs	2.07	0.82	0.60	0.62	0.52	0.67
EU/EEA price based on country's best tariffs	0.97	0.49	0.27	0.25	0.18	0.22

Combined Tariffs (€ per MB)

EU/EEA price based on operators' best tariffs	2.36	1.29	1.11	1.11	1.04	1.21
EU/EEA price based on country's best tariffs	1.11	0.57	0.36	0.34	0.27	0.37

Approach 2: Example Usage & Duration Cases

Usage & Duration Case Number	1	2	3	4	5
Data usage (MBs)	5	20	50	100	200
Usage Duration (Days)	1	4	7	15	30

Prepaid Tariffs (€ per MB)

EU/EEA price based on operators' best tariffs	1.90	1.82	1.71	1.72	1.72
EU/EEA price based on country's best tariffs	0.64	0.55	0.43	0.44	0.43

Postpaid Tariffs (€ per MB)

EU/EEA price based on operators' best tariffs	0.82	0.73	0.55	0.58	0.57
EU/EEA price based on country's best tariffs	0.49	0.39	0.26	0.25	0.22

Combined Tariffs (€ per MB)

EU/EEA price based on operators' best tariffs	1.29	1.21	1.06	1.08	1.08
EU/EEA price based on country's best tariffs	0.57	0.47	0.34	0.34	0.32

What do these figures mean?

The usage-only cases above continue to show that there is considerable opportunity for consumers to get a good deal on data roaming if they shop-around. For example, a light-user could get 5MB of roaming data (Usage-only case 2) for a price of €1.29, or instead pay €0.57 if they are willing to move provider. There is, of course variation across Europe and between operators, but these examples reflect how customers could benefit from the current tariff reductions on offer in the market if they shop around.

Similarly, a heavy-user – who is most likely to shop-around for the best deal - can get 100MB of roaming data allowance (Usage-only case 6) for €0.37/MB with the best available tariff.

4. Selected Case Studies - Comparison of December vs. October Price Baskets

Approach 1: Example Usage-only Cases

Usage-only Case Number	1	2	3	4	5	6
Data usage (MBs)	1	5	10	20	50	100

Prepaid Tariffs (€ per MB)

EU/EEA price based on operators' best tariffs	0%	1%	0%	0%	0%	0%
EU/EEA price based on country's best tariffs	1%	-1%	-2%	-1%	-1%	-2%

Postpaid Tariffs (€ per MB)

EU/EEA price based on operators' best tariffs	2%	-4%	-4%	-14%	-8%	-6%
EU/EEA price based on country's best tariffs	7%	2%	-3%	-3%	-5%	-1%

Combined Tariffs (€ per MB)

EU/EEA price based on operators' best tariffs	2%	-1%	-1%	-5%	-3%	-2%
EU/EEA price based on country's best tariffs	4%	0%	-1%	-1%	-2%	-2%

Approach 2: Example Usage & Duration Cases

Usage & Duration Case Number	1	2	3	4	5
Data usage (MBs)	5	20	50	100	200
Usage Duration (Days)	1	4	7	15	30

Prepaid Tariffs (€ per MB)

EU/EEA price based on operators' best tariffs	1%	1%	0%	0%	0%
EU/EEA price based on country's best tariffs	-1%	-2%	-1%	-1%	-1%

Postpaid Tariffs (€ per MB)

EU/EEA price based on operators' best tariffs	-4%	-4%	-5%	-4%	-6%
EU/EEA price based on country's best tariffs	2%	-3%	-1%	-3%	-6%

Combined Tariffs (€ per MB)

EU/EEA price based on operators' best tariffs	-1%	-1%	-1%	-1%	-2%
EU/EEA price based on country's best tariffs	0%	-2%	-1%	-2%	-3%

What do these figures mean?

Comparing the December and October tariff indices shows there is considerable competition in the medium and large volumes markets. Prepaid and postpaid prices for the EU/EEA based on each country's best available tariff have declined up to 2% and 5% respectively. The large usage cases continue to decrease, for example the 100MB case for prepaid has moved from 0.60€/MB to 0.58€/MB, or 2%. Equally the 50MB case for postpaid has moved from 0.19€/MB to 0.18€/MB, or 5%. The average user will save 1€ on a 100MB bundle – the overall country-best price decreased 2% from 0.38€/MB to 0.37€/MB. Prepaid and postpaid prices for the EU/EEA based on each operator's best available tariff have stayed flat for prepaid and decreased up to 14% for post-paid.

There is an increase in the low-volume cases (use cases 1 and 2), the price of 1MB bundle increased by 4% from €1.07/MB to €1.11/MB on country's best level, and by 2% from €2.32/MB to €2.36/MB. This is mainly driven by the removal of seasonal promotions. This quarter has also seen the Euro depreciate against other currencies. This has impacted the tariffs of some operators and more significantly the UK tariffs.

4. Selected Case Studies - Comparison of December vs. April Price Baskets

Approach 1: Example Usage-only Cases

Usage-only Case Number	1	2	3	4	5	6
Data usage (MBs)	1	5	10	20	50	100

Prepaid Tariffs (€ per MB)

EU/EEA price based on operators' best tariffs	-2%	-5%	-8%	-16%	-24%	-17%
EU/EEA price based on country's best tariffs	-14%	-29%	-42%	-47%	-57%	-27%

Postpaid Tariffs (€ per MB)

EU/EEA price based on operators' best tariffs	-18%	-44%	-48%	-44%	-49%	-51%
EU/EEA price based on country's best tariffs	-17%	-27%	-39%	-44%	-43%	-39%

Combined Tariffs (€ per MB)

EU/EEA price based on operators' best tariffs	-13%	-26%	-28%	-30%	-35%	-33%
EU/EEA price based on country's best tariffs	-22%	-29%	-42%	-45%	-49%	-30%

Approach 2: Example Usage & Duration Cases

Usage & Duration Case Number	1	2	3	4	5
Data usage (MBs)	5	20	50	100	200
Usage Duration (Days)	1	4	7	15	30

Prepaid Tariffs (€ per MB)

EU/EEA price based on operators' best tariffs	-4%	-2%	-4%	-3%	-4%
EU/EEA price based on country's best tariffs	-29%	-27%	-34%	-32%	-34%

Postpaid Tariffs (€ per MB)

EU/EEA price based on operators' best tariffs	-43%	-42%	-50%	-49%	-49%
EU/EEA price based on country's best tariffs	-27%	-24%	-35%	-39%	-47%

Combined Tariffs (€ per MB)

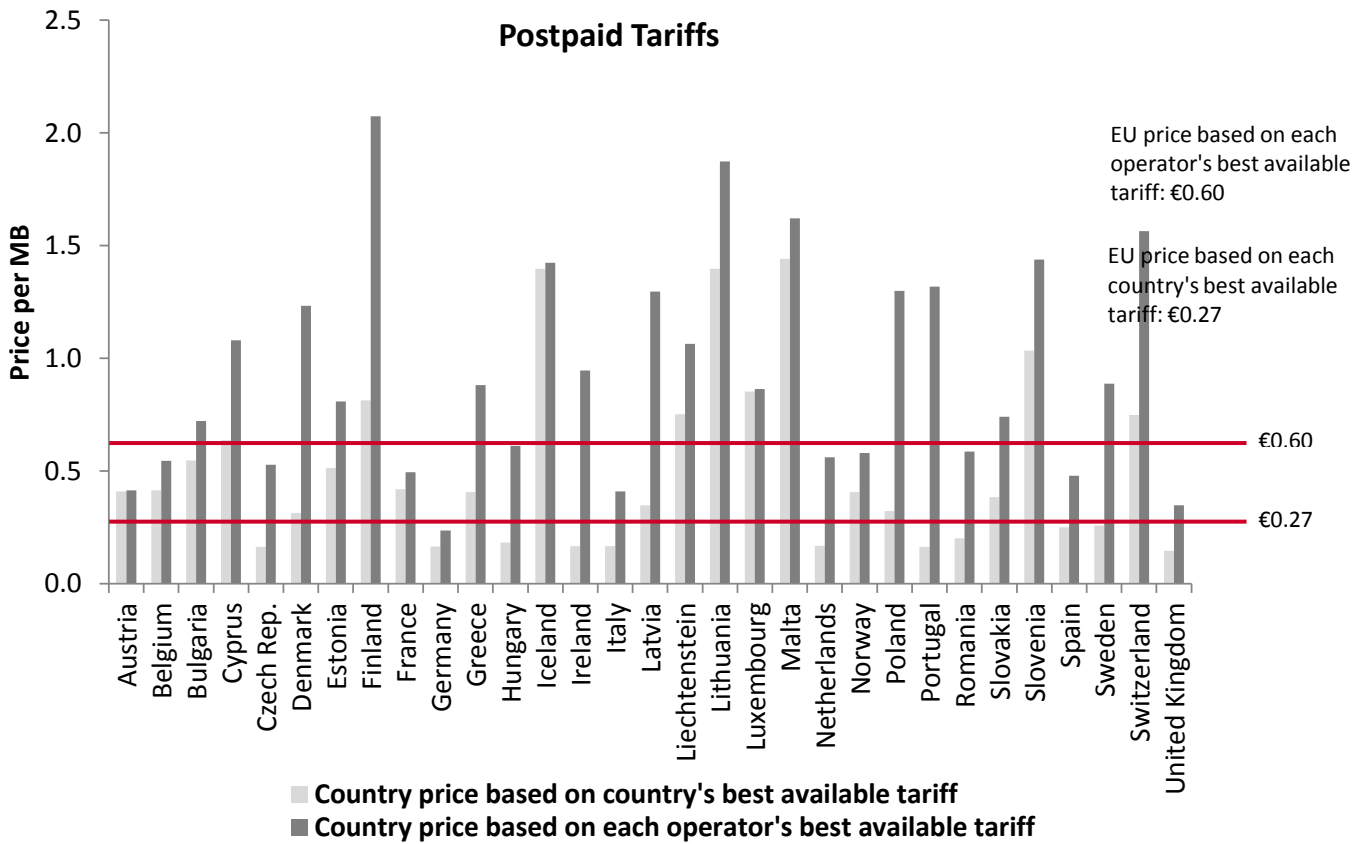
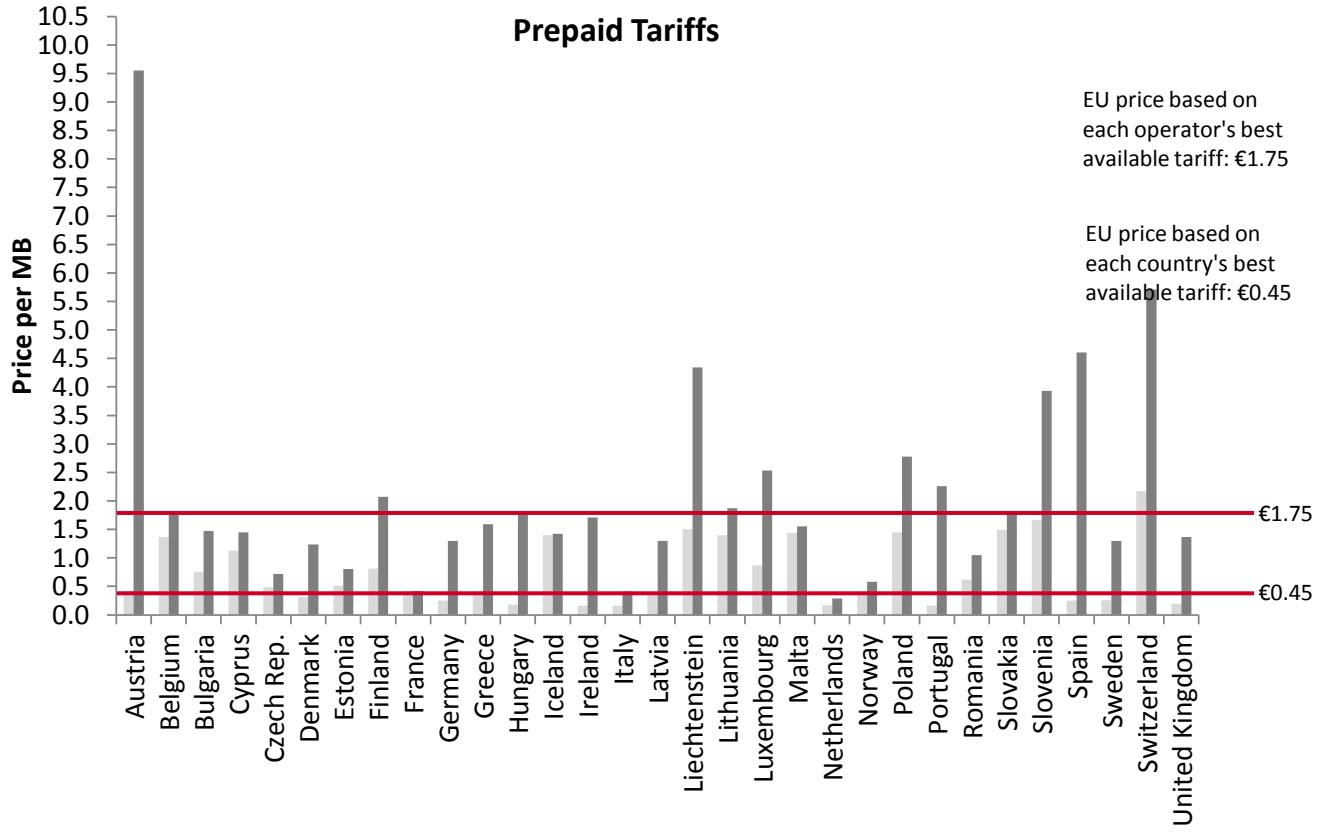
EU/EEA price based on operators' best tariffs	-26%	-24%	-27%	-27%	-27%
EU/EEA price based on country's best tariffs	-29%	-27%	-34%	-35%	-40%

What do these figures mean?

The April to December comparison highlights significant reductions across all medium and heavy usage cases. At a combined tariff level, the last eight months have seen reductions from 13% to 35% on the operators' best tariffs and from 22% to 49% in the country's best tariffs. At a combined level, the greatest decline, in percentage terms, was in the country's best tariffs for the 50MB use case - from €0.52/MB in April to €0.27/MB in December – a 49% decrease in eight months.

Very light users willing to shop around continue to benefit from lower postpaid prices with the average from a bundle of 1MB falling to €0.97/MB, a 17% decrease. Prepaid users have seen prices decrease by 2% to 14%. Overall, both prepaid and postpaid tariffs have seen strong declines across all medium and heavy use cases. The declines in prepaid have been strongest for the country's best tariffs. For example an average user willing to shop around would benefit from an average price reduction of 42% – from €0.79/MB in April to €0.45/MB – for 10MB use case. Postpaid declines have also been strong, for example, a 20MB user could benefit from reductions of 44% with average prices moving from €0.44/MB in April down to €0.25/MB in December.

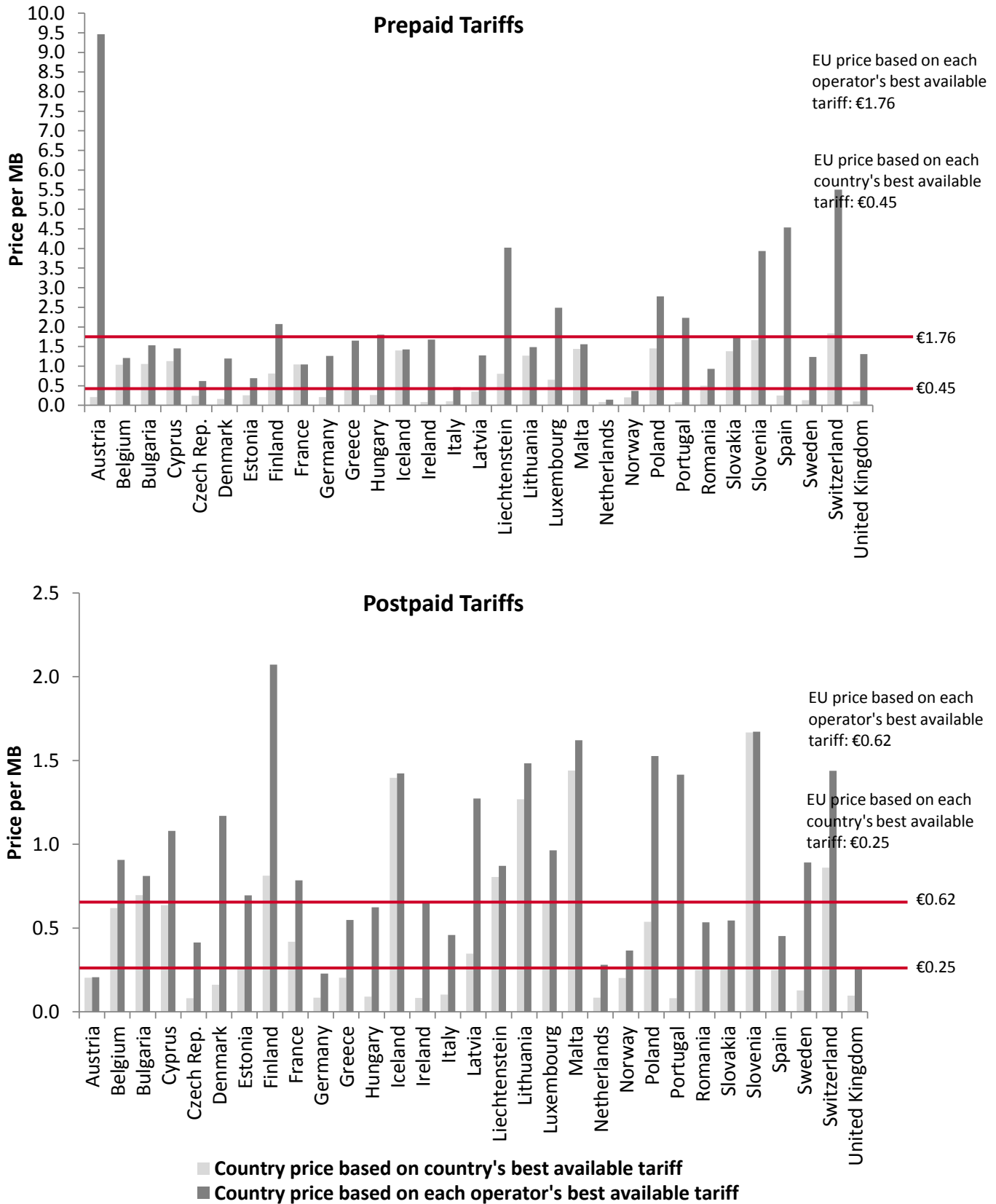
4. Selected Case Studies: Data Roaming Prices for 10MB Usage-Only Case



Notes:

1. Country price based on country's best available tariff is based on a single tariff
2. Country price based on each operator's best available tariff is based on a weighted average of different operator tariffs
3. Sourced from operator websites (data collected from 1 December 2011 to 8 December 2011)

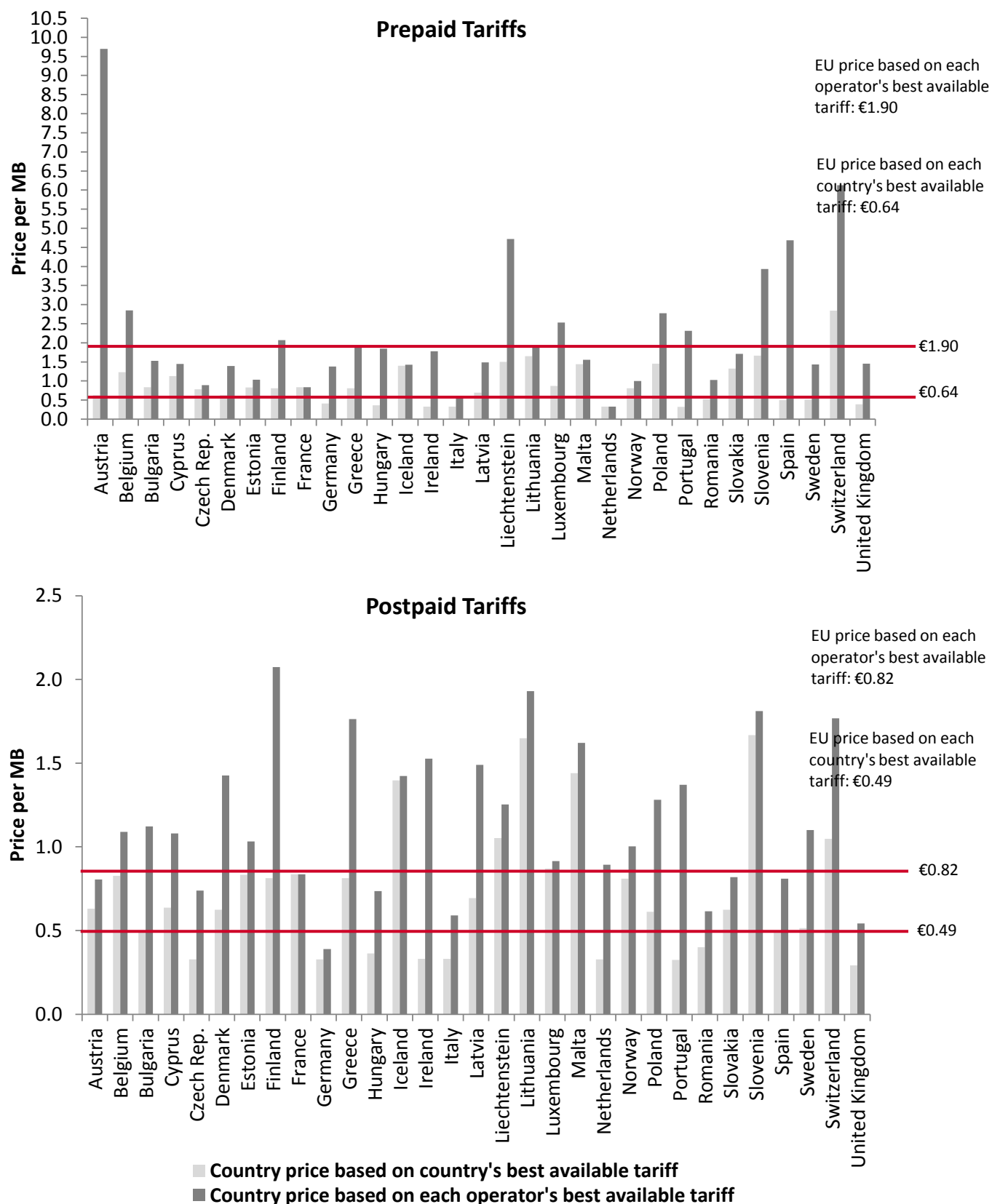
4. Selected Case Studies: Data Roaming Prices for 20MB Usage-Only Case



Notes:

1. Country price based on country's best available tariff is based on a single tariff
2. Country price based on each operator's best available tariff is based on a weighted average of different operator tariffs
3. Sourced from operator websites (data collected from 1 December 2011 to 8 December 2011)

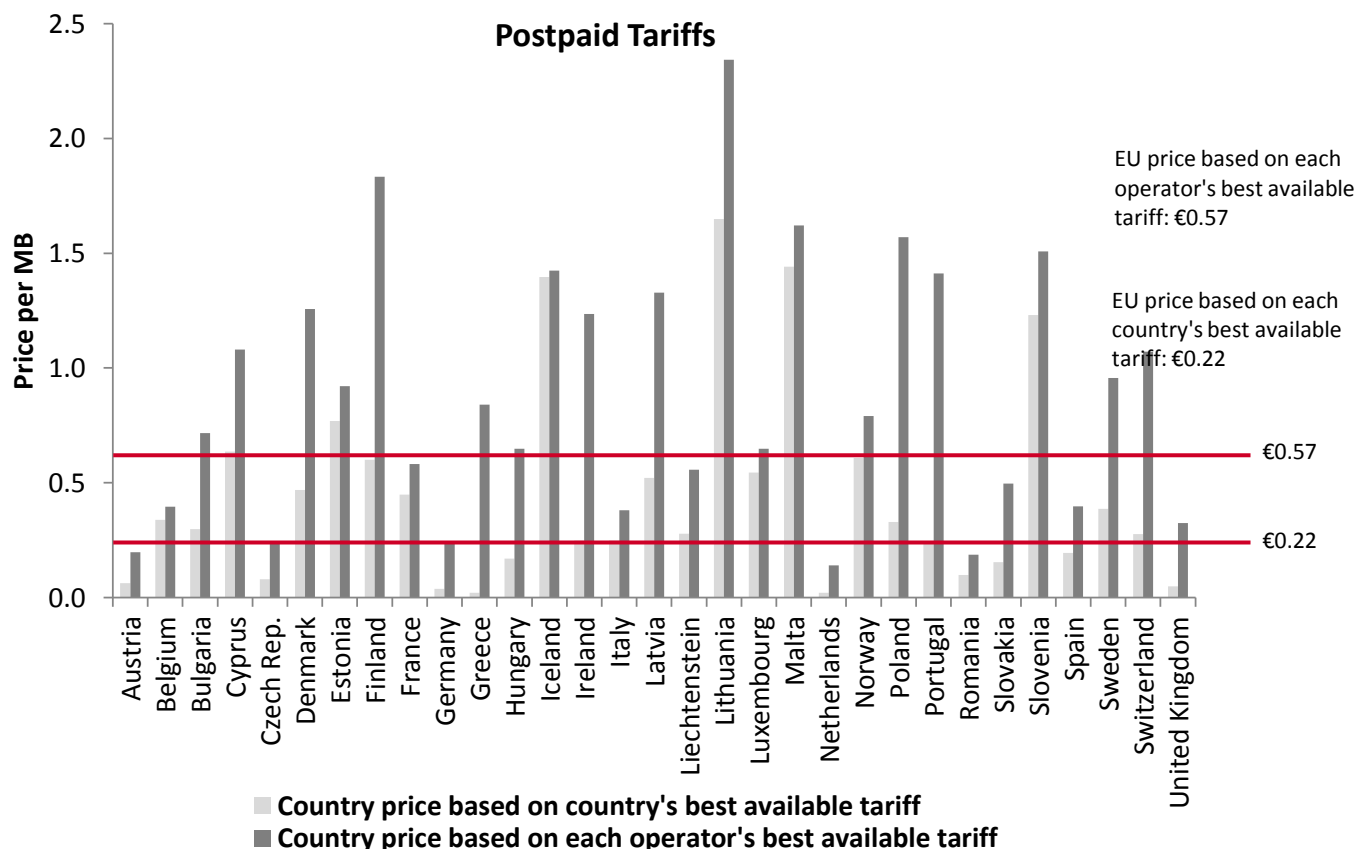
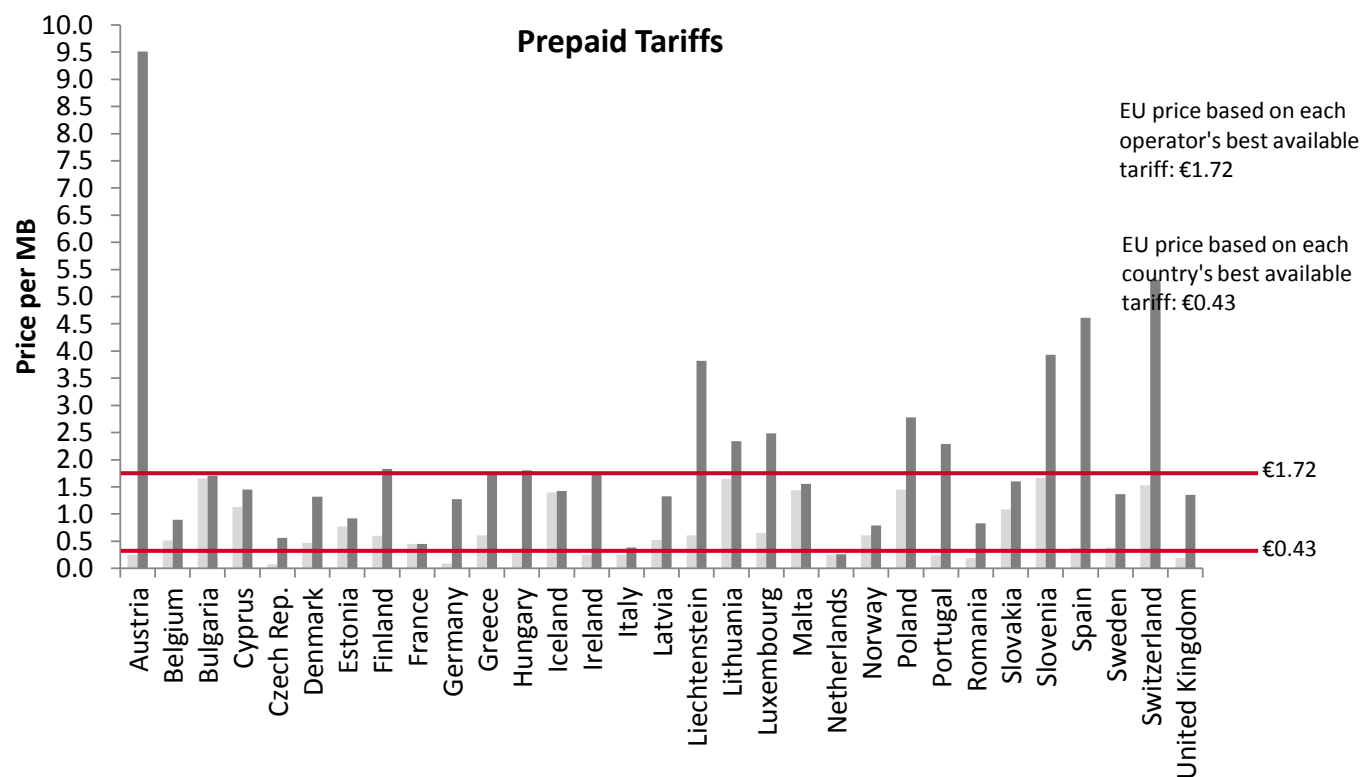
4. Selected Case Studies: Data Roaming Prices for 5MB, 1 Day Usage and Duration Case



Notes:

1. Country price based on country's best available tariff is based on a single tariff
2. Country price based on each operator's best available tariff is based on a weighted average of different operator tariffs
3. Sourced from operator websites (data collected from 1 December 2011 to 8 December 2011)

4. Selected Case Studies: Data Roaming Prices for 200MB, 30 Day Usage and Duration Case



Notes:

1. Country price based on country's best available tariff is based on a single tariff
2. Country price based on each operator's best available tariff is based on a weighted average of different operator tariffs
3. Sourced from operator websites (data collected from 1 December 2011 to 8 December 2011)

5. Data Tables

Aggregated Country Data

Lowest Price Tariffs (Adjusted)

Country	Usage-only Case 1			Usage-only Case 2			Usage-only Case 3			Usage-only Case 4			Usage-only Case 5			Usage-only Case 6		
	Prepaid	Postpaid	Combined	Prepaid	Postpaid	Combined	Prepaid	Postpaid	Combined	Prepaid	Postpaid	Combined	Prepaid	Postpaid	Combined	Prepaid	Postpaid	Combined
Austria	0.63	0.63	0.63	0.63	0.63	0.63	0.42	0.41	0.41	0.21	0.20	0.21	0.33	0.08	0.15	0.17	0.13	0.14
Belgium	1.65	1.65	1.65	1.23	0.83	1.04	1.37	0.41	0.91	1.03	0.62	0.83	0.83	0.25	0.55	0.62	0.68	0.65
Bulgaria	2.07	2.07	2.07	0.84	0.50	0.63	0.76	0.55	0.63	1.06	0.70	0.84	1.25	0.28	0.65	1.66	0.69	1.06
Cyprus	1.13	0.64	0.93	1.13	0.64	0.93	1.13	0.64	0.93	1.13	0.64	0.93	1.13	0.64	0.93	1.13	0.64	0.93
Czech Republic	0.79	0.79	0.79	0.79	0.33	0.53	0.49	0.16	0.31	0.24	0.08	0.15	0.32	0.03	0.16	0.16	0.02	0.08
Denmark	1.08	1.08	1.08	0.62	0.62	0.62	0.31	0.31	0.31	0.16	0.16	0.16	0.06	0.06	0.06	0.03	0.03	0.03
Estonia	0.83	0.83	0.83	0.83	0.83	0.83	0.51	0.51	0.51	0.26	0.26	0.26	0.21	0.21	0.21	0.83	0.83	0.83
Finland	0.81	0.81	0.81	0.81	0.81	0.81	0.81	0.81	0.81	0.81	0.81	0.81	0.60	0.60	0.60	0.60	0.60	0.60
France	4.18	0.84	1.85	0.84	0.84	0.84	0.42	0.42	0.42	1.05	0.42	0.61	0.42	0.40	0.41	2.35	0.63	1.15
Germany	0.41	0.41	0.41	0.41	0.33	0.37	0.25	0.16	0.21	0.21	0.08	0.15	0.08	0.08	0.08	0.12	0.08	0.10
Greece	1.63	1.63	1.63	0.81	0.81	0.81	0.41	0.41	0.41	0.41	0.20	0.34	0.16	0.08	0.14	0.16	0.04	0.12
Hungary	1.56	1.56	1.56	0.36	0.36	0.36	0.18	0.18	0.18	0.26	0.09	0.18	0.10	0.09	0.10	0.28	0.04	0.17
Iceland	1.40	1.40	1.40	1.40	1.40	1.40	1.40	1.40	1.40	1.40	1.40	1.40	1.40	1.40	1.40	1.40	1.40	1.40
Ireland	0.82	0.82	0.82	0.33	0.33	0.33	0.17	0.17	0.17	0.08	0.08	0.08	0.03	0.03	0.03	0.43	0.43	0.43
Italy	0.83	0.83	0.83	0.33	0.33	0.33	0.17	0.17	0.17	0.10	0.10	0.10	0.04	0.04	0.04	0.12	0.12	0.12
Latvia	2.22	2.22	2.22	0.69	0.69	0.69	0.35	0.35	0.35	0.35	0.35	0.35	0.34	0.34	0.34	0.34	0.34	0.34
Liechtenstein	1.50	1.50	1.50	1.50	1.05	1.30	1.50	0.75	1.17	0.80	0.80	0.80	0.48	0.36	0.43	0.24	0.24	0.24
Lithuania	1.65	1.65	1.65	1.65	1.65	1.65	1.40	1.40	1.40	1.27	1.27	1.27	1.65	1.65	1.65	1.65	1.65	1.65
Luxembourg	1.74	1.74	1.74	0.87	0.87	0.87	0.87	0.85	0.86	0.65	0.65	0.65	0.61	0.61	0.61	0.57	0.57	0.57
Malta	1.44	1.44	1.44	1.44	1.44	1.44	1.44	1.44	1.44	1.44	1.44	1.44	1.44	1.44	1.44	1.44	1.44	1.44
Netherlands	1.64	1.47	1.54	0.33	0.33	0.33	0.17	0.17	0.17	0.08	0.08	0.08	0.08	0.08	0.08	0.13	0.04	0.08
Norway	1.51	1.51	1.51	0.81	0.81	0.81	0.41	0.41	0.41	0.20	0.20	0.20	0.19	0.19	0.19	0.62	0.62	0.62
Poland	1.45	1.08	1.26	1.45	0.61	1.03	1.45	0.32	0.89	1.45	0.54	0.99	1.45	0.51	0.98	1.45	0.33	0.89
Portugal	1.63	1.63	1.63	0.33	0.33	0.33	0.16	0.16	0.16	0.08	0.08	0.08	0.16	0.16	0.16	0.08	0.08	0.08
Romania	1.00	1.00	1.00	0.52	0.40	0.48	0.62	0.20	0.49	0.50	0.25	0.42	0.30	0.10	0.24	0.28	0.20	0.26
Slovakia	1.67	1.67	1.67	1.33	0.63	0.97	1.49	0.38	0.93	1.38	0.26	0.81	1.18	0.19	0.68	1.12	0.17	0.63
Slovenia	1.67	1.67	1.67	1.67	1.67	1.67	1.67	1.03	1.24	1.67	1.67	1.67	1.67	1.37	1.47	1.67	1.67	1.67
Spain	0.80	0.80	0.80	0.50	0.50	0.50	0.25	0.25	0.25	0.25	0.25	0.25	0.25	0.15	0.19	0.25	0.14	0.18
Sweden	0.89	0.89	0.89	0.51	0.51	0.51	0.26	0.26	0.26	0.13	0.13	0.13	0.15	0.15	0.15	0.13	0.13	0.13
Switzerland	7.49	3.00	4.83	2.85	1.05	1.78	2.17	0.75	1.33	1.83	0.86	1.26	1.63	0.36	0.88	1.57	0.36	0.85
United Kingdom	0.97	0.97	0.97	0.39	0.29	0.34	0.19	0.15	0.17	0.10	0.10	0.10	0.19	0.05	0.12	0.39	0.02	0.21
EU/EEA	1.38	0.97	1.11	0.64	0.49	0.57	0.45	0.27	0.36	0.45	0.25	0.34	0.36	0.18	0.27	0.58	0.22	0.37

Average Price Tariffs (Adjusted)

Country	Usage-only Case 1			Usage-only Case 2			Usage-only Case 3			Usage-only Case 4			Usage-only Case 5			Usage-only Case 6		
	Prepaid	Postpaid	Combined	Prepaid	Postpaid	Combined	Prepaid	Postpaid	Combined	Prepaid	Postpaid	Combined	Prepaid	Postpaid	Combined	Prepaid	Postpaid	Combined
Austria	9.96	2.17	4.17	9.70	0.81	3.10	9.55	0.41	2.77	9.46	0.21	2.59	9.52	0.30	2.67	9.45	0.16	2.56
Belgium	5.15	3.26	4.24	2.85	1.09	2.00	1.76	0.54	1.17	1.21	0.91	1.06	1.11	0.60	0.87	1.00	0.77	0.89
Bulgaria	2.07	2.23	2.17	1.53	1.12	1.28	1.48	0.72	1.01	1.53	0.81	1.09	1.57	0.68	1.02	1.66	2.04	1.89
Cyprus	1.45	1.08	1.30	1.45	1.08	1.30	1.45	1.08	1.30	1.45	1.08	1.30	1.45	1.08	1.30	1.45	1.08	1.30
Czech Republic	0.83	0.83	0.83	0.89	0.74	0.81	0.72	0.53	0.61	0.62	0.41	0.51	0.65	0.43	0.53	0.59	0.37	0.46
Denmark	1.87	1.87	1.87	1.40	1.43	1.42	1.24	1.23	1.23	1.20	1.17	1.17	1.31	1.26	1.27	1.35	1.29	1.30
Estonia	1.52	1.52	1.52	1.03	1.03	1.03	0.81	0.81	0.81	0.70	0.70	0.70	0.67	0.67	0.67	1.09	1.09	1.09
Finland	2.57	2.57	2.57	2.07	2.07	2.07	2.07	2.07	2.07	2.07	2.07	2.07	1.78	1.78	1.78	1.78	1.78	1.78
France	4.18	3.58	3.76	0.84	0.84	0.84	0.42	0.49	0.47	1.05	0.78	0.86	0.42	0.49	0.47	2.35	1.46	1.73
Germany	1.72	1.33	1.55	1.38	0.39	0.94	1.30	0.24	0.83	1.26	0.23	0.81	1.20	0.16	0.74	1.23	0.15	0.75
Greece	3.19	3.19	3.19	1.91	1.76	1.86	1.59	0.88	1.37	1.65	0.55	1.30	1.55	0.35	1.17	1.57	0.28	1.16
Hungary	2.39	1.63	2.03	1.85	0.74	1.32	1.77	0.61	1.22	1.80	0.62	1.25	1.73	0.55	1.18	1.81	0.62	1.25
Iceland	1.42	1.42	1.42	1.42	1.42	1.42	1.42	1.42	1.42	1.42	1.42	1.42	1.42	1.42	1.42	1.42	1.42	1.42
Ireland	2.33	2.33	2.33	1.78	1.53	1.69	1.71	0.94	1.43	1.68	0.65	1.30	1.66	0.48	1.22	1.82	1.23	1.60
Italy	1.63	1.63	1.63	0.59	0.59	0.59	0.41	0.41	0.41	0.46	0.46	0.46	0.44	0.44	0.44	0.57	0.56	0.57
Latvia	2.80	2.80	2.80	1.49	1.49	1.49	1.30	1.30	1.30	1.27	1.27	1.27	1.26	1.26	1.26	1.25	1.25	1.25
Liechtenstein	7.30	3.97	5.81	4.72	1.25	3.17	4.35	1.06	2.88	4.02	0.87	2.62	3.85	0.39	2.30	3.76	0.48	2.30
Lithuania	2.47	2.47	2.47	1.93	1.93	1.93	1.87	1.87	1.87	1.87	1.48	1.48	1.81	1.81	1.81	2.14	2.14	2.14
Luxembourg	2.71	3.40	3.15	2.53	0.91	1.48	2.53	0.86	1.45	2.49	0.96	1.50	2.48	0.78	1.38	2.47	0.74	1.35
Malta	1.56	1.62	1.57	1.56	1.62	1.57	1.56	1.62	1.57	1.56	1.62	1.57	1.56	1.62	1.57	1.56	1.62	1.57
Netherlands	1.66	1.57	1.61	0.33	0.89	0.66	0.29	0.56	0.45	0.14	0.28	0.22	0.14	0.13	0.13	0.17	0.07	0.11
Norway	2.65	2.65	2.65	1.00	1.00	1.00	0.58	0.58	0.58	0.37	0.37	0.37	0.88	0.88	0.88	1.31	1.31	1.31
Poland	2.78	2.21	2.50	2.78	1.28	2.03	2.78	1.30	2.04	2.78	1.53	2.15	2.78	1.09	1.94	2.78	1.40	2.09
Portugal	2.78	2.54	2.71	2.32	1.37	2.06	2.26	1.32	2.00	2.23	1.41	2.00	2.26	1.47	2.04	2.23	1.45	2.01
Romania	1.50	1.53	1.51	1.03	0.62	0.90	1.05	0.59	0.91	0.93	0.53	0.81	0.82	0.28	0.66	0.81	0.23	0.63
Slovakia	1.87	2.27	2.07	1.71	0.82	1.26	1.79	0.74	1.25	1.74	0.55	1.13	1.65	0.50	1.06	1.62	0.59	1.09
Slovenia	3.93	2.94	3.27	3.93	1.81	2.52	3.93	1.44	2.27	3.93	1.67	2.43	3.93	1.56	2.35	3.93	1.70	2.44
Spain	5.02	2.48	3.44	4.69	0.81	2.27	4.60	0.48	2.03	4.53	0.45	1.99	4.49	0.35	1.91	4.49	0.35	1.90
Sweden	1.62	1.93	1.81	1.43	1.10	1.23	1.30	0.89	1.05	1.24	0.89	1.03	1.25	0.81	0.98	1.24	0.98	1.08
Switzerland	9.01	5.26	6.79	6.13	1.77	3.55	5.71	1.56	3.26	5.50	1.44	3.10	5.38	1.01	2.79	5.33	1.10	2.83
United Kingdom	2.21	1.57	1.90	1.46	0.54	1.01	1.37	0.35	0.87	1.31	0.26	0.80	1.41	0.41	0.92	1.49	0.32	0.92
EU/EEA	2.79	2.07	2.36	1.90	0.82	1.29	1.75	0.60	1.11	1.76	0.62	1.11	1.69	0.52	1.04	1.91	0.67	1.21

Aggregated Country Data

Lowest Price Tariffs (Adjusted)

Country	Usage & Duration Case 1			Usage & Duration Case 2			Usage & Duration Case 3			Usage & Duration Case 4			Usage & Duration Case 5		
	Prepaid	Postpaid	Combined	Prepaid	Postpaid	Combined	Prepaid	Postpaid	Combined	Prepaid	Postpaid	Combined	Prepaid	Postpaid	Combined
Austria	0.63	0.63	0.63	0.21	0.21	0.21	0.33	0.08	0.15	0.20	0.13	0.14	0.25	0.06	0.11
Belgium	1.23	0.83	1.04	1.03	0.83	0.93	0.83	0.40	0.62	0.62	0.62	0.62	0.52	0.34	0.43
Bulgaria	0.84	0.50	0.63	1.06	0.50	0.71	1.25	0.28	0.65	1.66	0.30	0.82	1.65	0.30	0.82
Cyprus	1.13	0.64	0.93	1.13	0.64	0.93	1.13	0.64	0.93	1.13	0.64	0.93	1.13	0.64	0.93
Czech Republic	0.79	0.33	0.53	0.79	0.33	0.53	0.32	0.23	0.27	0.16	0.11	0.13	0.08	0.08	0.08
Denmark	0.62	0.62	0.62	0.62	0.62	0.62	0.44	0.44	0.44	0.47	0.47	0.47	0.47	0.47	0.47
Estonia	0.83	0.83	0.83	0.83	0.83	0.83	0.72	0.72	0.72	0.77	0.77	0.77	0.77	0.77	0.77
Finland	0.81	0.81	0.81	0.81	0.81	0.81	0.60	0.60	0.60	0.60	0.60	0.60	0.60	0.60	0.60
France	0.84	0.84	0.84	0.84	0.63	0.69	0.42	0.42	0.42	0.45	0.45	0.45	0.45	0.45	0.45
Germany	0.41	0.33	0.37	0.21	0.21	0.21	0.08	0.08	0.08	0.09	0.08	0.08	0.09	0.04	0.07
Greece	0.81	0.81	0.81	0.61	0.20	0.48	0.57	0.08	0.41	0.61	0.04	0.43	0.61	0.02	0.42
Hungary	0.36	0.36	0.36	0.36	0.36	0.36	0.25	0.16	0.21	0.27	0.17	0.22	0.27	0.17	0.22
Iceland	1.40	1.40	1.40	1.40	1.40	1.40	1.40	1.40	1.40	1.40	1.40	1.40	1.40	1.40	1.40
Ireland	0.33	0.33	0.33	0.33	0.33	0.33	0.23	0.23	0.23	0.25	0.25	0.25	0.25	0.25	0.25
Italy	0.33	0.33	0.33	0.33	0.33	0.33	0.23	0.23	0.23	0.25	0.25	0.25	0.25	0.25	0.25
Latvia	0.69	0.69	0.69	0.69	0.69	0.69	0.49	0.49	0.49	0.52	0.52	0.52	0.52	0.52	0.52
Liechtenstein	1.50	1.05	1.30	0.80	0.80	0.80	0.48	0.48	0.48	0.24	0.24	0.24	0.61	0.28	0.46
Lithuania	1.65	1.65	1.65	1.27	1.27	1.27	1.65	1.65	1.65	1.65	1.65	1.65	1.65	1.65	1.65
Luxembourg	0.87	0.87	0.87	0.87	0.87	0.87	0.61	0.61	0.61	0.65	0.60	0.62	0.65	0.54	0.58
Malta	1.44	1.44	1.44	1.44	1.44	1.44	1.44	1.44	1.44	1.44	1.44	1.44	1.44	1.44	1.44
Netherlands	0.33	0.33	0.33	0.33	0.33	0.33	0.24	0.08	0.15	0.25	0.04	0.13	0.25	0.02	0.12
Norway	0.81	0.81	0.81	0.81	0.81	0.81	0.57	0.57	0.57	0.61	0.61	0.61	0.61	0.61	0.61
Poland	1.45	0.61	1.03	1.45	0.61	1.03	1.45	0.45	0.95	1.45	0.48	0.97	1.45	0.33	0.89
Portugal	0.33	0.33	0.33	0.33	0.33	0.33	0.16	0.16	0.16	0.08	0.08	0.08	0.24	0.24	0.24
Romania	0.52	0.40	0.48	0.50	0.40	0.47	0.32	0.28	0.31	0.28	0.20	0.26	0.19	0.10	0.16
Slovakia	1.33	0.63	0.97	1.38	0.26	0.81	1.18	0.19	0.68	1.12	0.17	0.63	1.08	0.15	0.61
Slovenia	1.67	1.67	1.67	1.67	1.67	1.67	1.67	1.37	1.47	1.67	1.55	1.59	1.67	1.23	1.38
Spain	0.50	0.50	0.50	0.50	0.50	0.50	0.35	0.30	0.32	0.38	0.20	0.27	0.38	0.20	0.26
Sweden	0.51	0.51	0.51	0.13	0.13	0.13	0.36	0.36	0.36	0.39	0.39	0.39	0.39	0.39	0.39
Switzerland	2.85	1.05	1.78	1.83	1.05	1.37	1.63	1.05	1.29	1.57	0.55	0.97	1.53	0.28	0.79
United Kingdom	0.39	0.29	0.34	0.24	0.12	0.18	0.19	0.05	0.12	0.29	0.05	0.18	0.19	0.05	0.12
EU/EEA	0.64	0.49	0.57	0.55	0.39	0.47	0.43	0.26	0.34	0.44	0.25	0.34	0.43	0.22	0.32

Average Price Tariffs (Adjusted)

Country	Usage & Duration Case 1			Usage & Duration Case 2			Usage & Duration Case 3			Usage & Duration Case 4			Usage & Duration Case 5		
	Prepaid	Postpaid	Combined	Prepaid	Postpaid	Combined	Prepaid	Postpaid	Combined	Prepaid	Postpaid	Combined	Prepaid	Postpaid	Combined
Austria	9.70	0.81	3.10	9.66	0.65	2.97	9.52	0.30	2.67	9.51	0.26	2.64	9.51	0.20	2.60
Belgium	2.85	1.09	2.00	1.12	1.06	1.09	1.12	0.69	0.91	0.95	0.69	0.82	0.90	0.39	0.65
Bulgaria	1.53	1.12	1.28	1.53	0.74	1.04	1.57	0.68	1.02	1.66	0.69	1.06	1.71	0.72	1.10
Cyprus	1.45	1.08	1.30	1.45	1.08	1.30	1.45	1.08	1.30	1.45	1.08	1.30	1.45	1.08	1.30
Czech Republic	0.89	0.74	0.81	0.84	0.69	0.75	0.65	0.48	0.55	0.59	0.39	0.48	0.56	0.24	0.38
Denmark	1.40	1.43	1.42	1.40	1.35	1.36	1.30	1.25	1.26	1.32	1.26	1.27	1.32	1.26	1.27
Estonia	1.03	1.03	1.03	1.03	1.03	1.03	0.90	0.90	0.90	0.92	0.92	0.92	0.92	0.92	0.92
Finland	2.07	2.07	2.07	2.07	2.07	2.07	1.83	1.83	1.83	1.83	1.83	1.83	1.83	1.83	1.83
France	0.84	0.84	0.84	0.84	0.76	0.78	0.42	0.55	0.51	0.45	0.58	0.54	0.45	0.58	0.54
Germany	1.38	0.39	0.94	1.34	0.35	0.90	1.27	0.25	0.82	1.28	0.25	0.83	1.28	0.24	0.82
Greece	1.91	1.76	1.86	1.85	0.55	1.44	1.72	0.31	1.27	1.75	0.24	1.27	1.75	0.84	1.46
Hungary	1.85	0.74	1.32	1.85	0.74	1.32	1.80	0.64	1.25	1.81	0.65	1.26	1.81	0.65	1.26
Iceland	1.42	1.42	1.42	1.42	1.42	1.42	1.42	1.42	1.42	1.42	1.42	1.42	1.42	1.42	1.42
Ireland	1.78	1.53	1.69	1.78	1.53	1.69	1.74	1.18	1.53	1.75	1.24	1.56	1.75	1.24	1.56
Italy	0.59	0.59	0.59	0.51	0.51	0.51	0.37	0.36	0.37	0.38	0.38	0.38	0.38	0.38	0.38
Latvia	1.49	1.49	1.49	1.42	1.42	1.42	1.32	1.32	1.32	1.33	1.33	1.33	1.33	1.33	1.33
Liechtenstein	4.72	1.25	3.17	4.02	1.12	2.73	3.85	0.98	2.57	3.76	0.64	2.37	3.82	0.56	2.36
Lithuania	1.93	1.93	1.93	1.84	1.84	1.84	1.95	1.95	1.95	2.21	2.21	2.21	2.34	2.34	2.34
Luxembourg	2.53	0.91	1.48	2.53	0.99	1.54	2.48	0.78	1.38	2.49	0.75	1.36	2.49	0.65	1.30
Malta	1.56	1.62	1.57	1.56	1.62	1.57	1.56	1.62	1.57	1.56	1.62	1.57	1.56	1.62	1.57
Netherlands	0.33	0.89	0.66	0.33	0.34	0.34	0.24	0.15	0.19	0.26	0.07	0.15	0.26	0.14	0.19
Norway	1.00	1.00	1.00	1.00	1.00	1.00	0.75	0.75	0.75	0.79	0.79	0.79	0.79	0.79	0.79
Poland	2.78	1.28	2.03	2.78	1.58	2.18	2.78	1.11	1.94	2.78	1.48	2.13	2.78	1.57	2.17
Portugal	2.32	1.37	2.06	2.32	1.37	2.06	2.26	1.43	2.03	2.23	1.35	1.99	2.29	1.41	2.05
Romania	1.03	0.62	0.90	0.93	0.60	0.83	0.89	0.34	0.72	0.87	0.26	0.68	0.83	0.19	0.63
Slovakia	1.71	0.82	1.26	1.74	0.55	1.13	1.65	0.50	1.06	1.62	0.50	1.05	1.60	0.50	1.04
Slovenia	3.93	1.81	2.52	3.93	1.67	2.43	3.93	1.56	2.35	3.93	1.62	2.39	3.93	1.51	2.32
Spain	4.69	0.81	2.27	4.69	0.80	2.26	4.59	0.44	2.01	4.61	0.50	2.05	4.61	0.40	1.98
Sweden	1.43	1.10	1.23	1.24	0.89	1.03	1.35	0.94	1.11	1.37	0.96	1.12	1.37	0.96	1.12
Switzerland	6.13	1.77	3.55	5.50	1.65	3.22	5.38	1.59	3.13	5.33	1.25	2.92	5.31	1.07	2.80
United Kingdom	1.46	0.54	1.01	1.38	0.40	0.91	1.35	0.31	0.84	1.38	0.35	0.88	1.35	0.32	0.85
EU/EEA	1.90	0.82	1.29	1.82	0.73	1.21	1.71	0.55	1.06	1.72	0.58	1.08	1.72	0.57	1.08

Aggregated Operator Data

Operators Best Available Tariff (Adjusted)

Operator	Country	Usage-only Case 1		Usage-only Case 2		Usage-only Case 3		Usage-only Case 4		Usage-only Case 5		Usage-only Case 6		Usage & Duration Case 1		Usage & Duration Case 2		Usage & Duration Case 3		Usage & Duration Case 4		Usage & Duration Case 5	
		Prepaid	Postpaid	Prepaid	Postpaid	Prepaid	Postpaid	Prepaid	Postpaid	Prepaid	Postpaid	Prepaid	Postpaid	Prepaid	Postpaid	Prepaid	Postpaid	Prepaid	Postpaid	Prepaid	Postpaid	Prepaid	Postpaid
3	Austria	0.63	0.63	0.63	0.63	0.42	0.42	0.21	0.21	0.40	0.40	0.20	0.20	0.63	0.63	0.21	0.21	0.40	0.40	0.20	0.20	0.25	0.25
A1 Telekom (Telekom Austria)	Austria	16.93	2.08	16.93	0.82	16.93	0.41	16.93	0.20	16.93	0.33	16.93	0.17	16.93	0.82	16.93	0.82	16.93	0.33	16.93	0.25	16.93	0.12
Orange	Austria	13.33	4.17	13.33	0.83	13.33	0.42	13.33	0.21	13.33	0.08	13.33	0.13	13.33	0.83	13.33	0.21	13.33	0.08	13.33	0.13	13.33	0.06
T-Mobile	Austria	1.67	1.67	0.83	0.83	0.42	0.42	0.21	0.21	0.33	0.33	0.17	0.17	0.83	0.83	0.83	0.83	0.33	0.33	0.36	0.36	0.36	0.36
Base	Belgium	-	2.73	-	1.49	-	0.74	-	1.40	-	1.36	-	0.68	-	1.49	-	1.40	-	1.36	-	0.68	-	0.34
Mobistar	Belgium	1.65	1.65	1.23	0.83	1.37	0.41	1.43	0.62	1.47	0.25	1.49	0.87	1.23	0.83	1.23	0.83	1.49	0.40	1.37	0.62	1.37	0.48
Proximus	Belgium	7.93	4.95	4.13	0.99	2.07	0.50	1.03	0.75	0.83	0.30	0.62	0.75	4.13	0.99	1.03	0.99	0.83	0.40	0.62	0.74	0.52	0.38
Globul	Bulgaria	-	2.50	-	0.50	-	0.55	-	0.70	-	0.28	-	3.93	-	0.50	-	0.50	-	0.28	-	0.30	-	0.30
M-Tel	Bulgaria	2.07	2.07	1.74	1.69	1.69	0.84	1.67	0.82	1.66	0.81	1.66	0.69	1.74	1.69	1.67	0.82	1.66	0.81	1.66	0.69	1.65	0.69
Vivacom	Bulgaria	2.08	2.08	0.84	0.84	0.76	0.76	1.06	1.06	1.25	1.25	1.66	1.66	0.84	0.84	1.06	1.06	1.25	1.25	1.66	1.66	1.87	1.87
Cytamobile (Vodafone)	Cyprus	1.13	0.64	1.13	0.64	1.13	0.64	1.13	0.64	1.13	0.64	1.13	0.64	1.13	0.64	1.13	0.64	1.13	0.64	1.13	0.64	1.13	0.64
MTN	Cyprus	2.40	2.40	2.40	2.40	2.40	2.40	2.40	2.40	2.40	2.40	2.40	2.40	2.40	2.40	2.40	2.40	2.40	2.40	2.40	2.40	2.40	2.40
O2	Czech Republic	0.79	0.79	0.79	0.79	0.79	0.79	0.79	0.79	0.79	0.79	0.79	0.78	0.79	0.79	0.79	0.79	0.79	0.79	0.79	0.78	0.79	0.39
T-Mobile	Czech Republic	0.79	0.79	0.94	0.94	0.49	0.49	0.24	0.24	0.32	0.32	0.16	0.16	0.94	0.94	0.80	0.80	0.32	0.32	0.16	0.16	0.08	0.08
Vodafone	Czech Republic	0.98	0.98	0.98	0.33	0.98	0.16	0.98	0.08	0.98	0.03	0.98	0.02	0.98	0.33	0.98	0.33	0.98	0.23	0.98	0.11	0.98	0.25
3	Denmark	-	1.88	-	1.72	-	1.18	-	0.91	-	0.75	-	0.70	-	1.72	-	0.91	-	0.75	-	0.70	-	0.67
TDC	Denmark	2.15	2.15	2.15	2.15	2.15	2.15	2.15	2.15	2.15	2.15	2.15	2.15	2.15	2.15	2.15	2.15	2.15	2.15	2.15	2.15	2.15	2.15
Telenor	Denmark	1.94	1.94	0.62	0.62	0.31	0.31	0.28	0.28	0.76	0.76	0.92	0.92	0.62	0.62	0.62	0.62	0.44	0.44	0.47	0.47	0.47	0.47
Telia	Denmark	1.08	1.08	0.65	0.65	0.32	0.32	0.16	0.16	0.06	0.06	0.03	0.03	0.65	0.65	0.65	0.65	0.45	0.45	0.48	0.48	0.48	0.48
Elisa	Estonia	1.25	1.25	1.25	1.25	1.25	1.25	1.25	1.25	1.25	1.25	1.25	1.25	1.25	1.25	1.25	1.25	1.25	1.25	1.25	1.25	1.25	1.25
EMT	Estonia	2.13	2.13	1.03	1.03	0.51	0.51	0.26	0.26	0.21	0.21	1.17	1.17	1.03	1.03	1.03	1.03	0.72	0.72	0.77	0.77	0.77	0.77
Tele2	Estonia	0.83	0.83	0.83	0.83	0.83	0.83	0.83	0.83	0.83	0.83	0.83	0.83	0.83	0.83	0.83	0.83	0.83	0.83	0.83	0.83	0.83	0.83
Alands Mobiltelefon	Finland	0.81	0.81	0.81	0.81	0.81	0.81	0.81	0.81	0.81	0.81	0.81	0.81	0.81	0.81	0.81	0.81	0.81	0.81	0.81	0.81	0.81	0.81
DNA	Finland	4.02	4.02	4.02	4.02	4.02	4.02	4.02	4.02	4.02	4.02	4.02	4.02	4.02	4.02	4.02	4.02	4.02	4.02	4.02	4.02	4.02	4.02
Elisa (Saunalahti)	Finland	2.44	2.44	1.20	1.20	1.20	1.20	1.20	1.20	0.60	0.60	0.60	0.60	1.20	1.20	1.20	1.20	0.60	0.60	0.60	0.60	0.60	0.60
Sonera (TeliaSonera)	Finland	1.73	1.73	1.73	1.73	1.73	1.73	1.73	1.73	1.60	1.60	1.59	1.59	1.73	1.73	1.73	1.73	1.73	1.73	1.73	1.73	1.73	1.73
Bouygues	France	-	0.84	-	0.84	-	0.84	-	0.84	-	0.84	-	0.84	-	0.84	-	0.84	-	0.84	-	0.84	-	0.84
Orange	France	4.18	4.18	0.84	0.84	0.42	0.42	1.05	1.05	0.42	0.42	2.35	2.35	0.84	0.84	0.84	0.84	0.42	0.42	0.45	0.45	0.45	0.45
SFR	France	-	4.18	-	0.84	-	0.42	-	0.42	-	0.40	-	0.63	-	0.84	-	0.63	-	0.59	-	0.63	-	0.63
Deutsche Telekom	Germany	1.60	1.60	0.50	0.33	0.25	0.16	0.25	0.16	0.12	0.08	0.12	0.08	0.50	0.33	0.50	0.33	0.35	0.23	0.37	0.25	0.37	0.25
E-Plus (KPN)	Germany	0.41	0.41	0.41	0.41	0.41	0.41	0.21	0.41	0.08	0.41	0.25	0.41	0.41	0.41	0.21	0.41	0.08	0.41	0.09	0.41	0.09	0.41
O2 (Telefónica)	Germany	1.26	1.26	1.26	0.59	1.26	0.29	1.26	0.42	1.26	0.17	1.26	0.08	1.26	0.59	1.26	0.59	1.26	0.41	1.26	0.44	1.26	0.44
Vodafone	Germany	2.86	1.68	2.86	0.34	2.86	0.17	2.86	0.08	2.86	0.08	2.86	0.08	2.86	0.34	2.86	0.21	2.86	0.08	2.86	0.08	2.86	0.04
Cosmote	Greece	1.63	1.63	0.81	0.81	0.41	0.41	0.41	0.20	0.16	0.08	0.16	0.04	0.81	0.81	0.81	0.20	0.57	0.08	0.61	0.04	0.61	0.02
Vodafone	Greece	4.07	4.07	0.81	0.81	0.41	0.41	0.61	0.61	0.73	0.73	0.77	0.77	0.81	0.81	0.61	0.61	0.57	0.57	0.61	0.61	0.61	0.61
Wind	Greece	5.69	5.69	5.69	5.04	5.69	2.52	5.69	1.26	5.69	0.50	5.69	0.25	5.69	5.04	5.69	1.26	5.69	0.50	5.69	0.25	5.69	2.97
Magyar Telecom	Hungary	1.58	1.58	0.36	0.36	0.18	0.18	0.26	0.26	0.10	0.10	0.28	0.28	0.36	0.36	0.36	0.36	0.25	0.25	0.27	0.27	0.27	0.27
Telenor	Hungary	1.56	1.56	1.56	1.56	1.56	1.56	1.56	1.56	1.56	1.56	1.56	1.56	1.56	1.56	1.56	1.56	1.56	1.56	1.56	1.56	1.56	1.56
Vodafone	Hungary	4.89	1.82	4.89	0.36	4.89	0.18	4.89	0.09	4.89	0.09	4.89	0.04	4.89	0.36	4.89	0.36	4.89	0.16	4.89	0.17	4.89	0.17
Alterna (WorldCell)	Iceland	1.41	1.41	1.41	1.41	1.41	1.41	1.41	1.41	1.41	1.41	1.41	1.41	1.41	1.41	1.41	1.41	1.41	1.41	1.41	1.41	1.41	1.41
Nova	Iceland	1.43	1.43	1.43	1.43	1.43	1.43	1.43	1.43	1.43	1.43	1.43	1.43	1.43	1.43	1.43	1.43	1.43	1.43	1.43	1.43	1.43	1.43
Siminn	Iceland	1.44	1.44	1.44	1.44	1.44	1.44	1.44	1.44	1.44	1.44	1.44	1.44	1.44	1.44	1.44	1.44	1.44	1.44	1.44	1.44	1.44	1.44
Vodafone (Teymi)	Iceland	1.40	1.40	1.40	1.40	1.40	1.40	1.40	1.40	1.40	1.40	1.40	1.40	1.40	1.40	1.40	1.40	1.40	1.40	1.40	1.40	1.40	1.40
3	Ireland	2.64	2.64	2.64	2.64	2.64	2.64	2.64	2.64	2.64	2.64	2.64	2.64	2.64	2.64	2.64	2.64	2.64	2.64	2.64	2.64	2.64	2.64
Meteor	Ireland	0.82	0.82	0.82	0.82	0.82	0.82	0.82	0.82	0.82	0.82	0.82	0.82	0.82	0.82	0.82	0.82	0.82	0.82	0.82	0.82	0.82	0.82
O2	Ireland	4.10	4.12	4.10	3.29	4.10	1.65	4.10	0.82	4.10	0.33	4.10	2.22	4.10	3.29	4.10	3.29	4.10	2.30	4.10	2.47	4.10	2.47
Vodafone	Ireland	1.65	1.65	0.33	0.33	0.17	0.17	0.08	0.08	0.03	0.03	0.43	0.43	0.33	0.33	0.33	0.33	0.23	0.23	0.25	0.25	0.25	0.25
3	Italy	1.35	1.34	1.35	1.34	1.35	1.34	1.35	1.34	1.35	1.34	1.35	1.34	1.35	1.34	1.35	1.34	1.35	1.34	1.35	1.34	1.35	1.34
TIM	Italy	1.65	1.65	0.33	0.33	0.17	0.17	0.50	0.50	0.69	0.69	0.76	0.76	0.33	0.33	0.33	0.33	0.23	0.23	0.25	0.25	0.25	0.25
Vodafone	Italy	0.83	0.83	0.41	0.41	0.21	0.21	0.10	0.10	0.04	0.04	0.43	0.43	0.41	0.41	0.41	0.41	0.29	0.29	0.31	0.31	0.31	0.31
Wind	Italy	2.89	2.89	0.91	0.91	0.66	0.66	0.54	0.54	0.25	0.25	0.12	0.12	0.91	0.91	0.54	0.54	0.25	0.25	0.27	0.27	0.27	0.27
Bite	Latvia	2.52	2.52	1.73	1.73	1.45	1.45	1.30	1.30	1.21	1.21	1.19	1.19	1.73	1.73	1.30	1.30	1.21	1.21	1.19	1.19	1.17	1.17

Aggregated Operator Data
Operators Best Available Tariff (Adjusted)

Operator	Country	Usage-only Case 1		Usage-only Case 2		Usage-only Case 3		Usage-only Case 4		Usage-only Case 5		Usage-only Case 6		Usage & Duration Case 1		Usage & Duration Case 2		Usage & Duration Case 3		Usage & Duration Case 4		Usage & Duration Case 5	
		Prepaid	Postpaid	Prepaid	Postpaid	Prepaid	Postpaid	Prepaid	Postpaid	Prepaid	Postpaid	Prepaid	Postpaid	Prepaid	Postpaid	Prepaid	Postpaid	Prepaid	Postpaid	Prepaid	Postpaid	Prepaid	Postpaid
LMT (TeliaSonera)	Latvia	3.47	3.47	0.69	0.69	0.35	0.35	0.35	0.35	0.34	0.34	0.34	0.34	0.69	0.69	0.69	0.69	0.49	0.49	0.52	0.52	0.52	0.52
Tele2	Latvia	2.22	2.22	2.22	2.22	2.22	2.22	2.22	2.22	2.22	2.22	2.22	2.22	2.22	2.22	2.22	2.22	2.22	2.22	2.22	2.22	2.22	2.22
mobilkom	Liechtenstein	1.50	1.50	1.50	1.50	1.50	1.50	0.80	0.80	0.48	0.48	0.24	0.24	1.50	1.50	0.80	0.80	0.48	0.48	0.24	0.24	0.61	0.61
Orange	Liechtenstein	11.27	3.01	11.27	1.50	11.27	0.75	11.27	0.94	11.27	0.38	11.27	0.94	11.27	1.50	11.27	1.50	11.27	1.05	11.27	1.13	11.27	1.13
Swisscom	Liechtenstein	7.52	5.26	2.86	1.05	2.18	1.05	1.84	0.86	1.64	0.36	1.57	0.36	2.86	1.05	1.84	1.05	1.64	1.11	1.57	0.56	1.54	0.28
Bite	Lithuania	4.11	4.11	1.65	1.65	1.40	1.40	1.27	1.27	1.76	1.76	2.94	2.94	1.65	1.65	1.27	1.27	1.76	1.76	2.94	2.94	3.52	3.52
Omnitel (TeliaSonera)	Lithuania	2.32	2.32	2.32	2.32	2.32	2.32	1.45	1.45	1.97	1.97	2.15	2.15	2.32	2.32	2.32	2.32	2.32	2.32	2.32	2.32	2.32	2.32
Tele2	Lithuania	1.65	1.65	1.65	1.65	1.65	1.65	1.65	1.65	1.65	1.65	1.65	1.65	1.65	1.65	1.65	1.65	1.65	1.65	1.65	1.65	1.65	1.65
Orange	Luxembourg	1.74	1.74	0.87	0.87	0.87	0.87	0.65	0.65	0.61	0.61	0.57	0.57	0.87	0.87	0.87	0.87	0.61	0.61	0.65	0.65	0.65	0.54
P&T Luxembourg/LuxGSM	Luxembourg	2.96	2.75	2.96	0.87	2.96	0.87	2.96	1.09	2.96	0.87	2.96	0.87	2.96	0.87	2.96	1.09	2.96	0.87	2.96	0.87	2.96	0.71
Tango	Luxembourg	-	5.00	-	1.00	-	0.85	-	0.90	-	0.70	-	0.60	-	1.00	-	0.90	-	0.70	-	0.60	-	0.60
Go	Malta	1.44	1.44	1.44	1.44	1.44	1.44	1.44	1.44	1.44	1.44	1.44	1.44	1.44	1.44	1.44	1.44	1.44	1.44	1.44	1.44	1.44	1.44
Melita	Malta	2.46	2.46	2.46	2.46	2.46	2.46	2.46	2.46	2.46	2.46	2.46	2.46	2.46	2.46	2.46	2.46	2.46	2.46	2.46	2.46	2.46	2.46
Vodafone	Malta	1.48	1.61	1.48	1.61	1.48	1.61	1.48	1.61	1.48	1.61	1.48	1.61	1.48	1.61	1.48	1.61	1.48	1.61	1.48	1.61	1.48	1.61
KPN	Netherlands	-	1.47	-	1.47	-	0.84	-	0.42	-	0.17	-	0.08	-	1.47	-	0.42	-	0.17	-	0.08	-	0.25
T-Mobile	Netherlands	1.64	1.64	0.33	0.33	0.42	0.42	0.21	0.21	0.08	0.08	0.13	0.08	0.33	0.33	0.33	0.33	0.25	0.17	0.27	0.08	0.27	0.04
Vodafone	Netherlands	1.68	1.68	0.34	0.34	0.17	0.17	0.08	0.08	0.18	0.08	0.22	0.04	0.34	0.34	0.21	0.24	0.08	0.25	0.04	0.25	0.02	0.02
Netcom	Norway	3.12	3.12	0.81	0.81	0.41	0.41	0.20	0.20	1.95	1.95	2.53	2.53	0.81	0.81	0.81	0.81	0.57	0.57	0.61	0.61	0.61	0.61
Network Norway	Norway	1.51	1.51	1.51	1.51	1.51	1.51	1.51	1.51	1.51	1.51	1.51	1.51	1.51	1.51	1.51	1.51	1.51	1.51	1.51	1.51	1.51	1.51
Telenor	Norway	2.60	2.60	1.02	1.02	0.51	0.51	0.25	0.25	0.19	0.19	0.62	0.62	1.02	1.02	1.02	1.02	0.71	0.71	0.76	0.76	0.76	0.76
Era / T-Mobile	Poland	1.45	1.45	1.45	0.61	1.45	1.03	1.45	0.54	1.45	0.51	1.45	0.33	1.45	0.61	1.45	0.61	1.45	0.66	1.45	0.66	1.45	0.33
Orange	Poland	3.62	1.08	3.62	0.65	3.62	0.32	3.62	0.54	3.62	0.54	3.62	0.54	3.62	0.65	3.62	0.65	3.62	0.45	3.62	0.48	3.62	0.48
Play	Poland	3.58	3.58	3.58	3.58	3.58	3.58	3.58	3.58	3.58	3.58	3.58	3.58	3.58	3.58	3.58	3.58	3.58	3.58	3.58	3.58	3.58	3.58
Plus	Poland	-	3.53	-	1.54	-	1.55	-	2.59	-	1.10	-	2.36	-	1.54	-	2.59	-	1.10	-	2.36	-	2.99
Optimus	Portugal	4.26	4.26	4.26	4.26	4.26	4.26	4.26	4.26	4.26	4.26	4.26	4.26	4.26	4.26	4.26	4.26	4.26	4.26	4.26	4.26	4.26	4.26
TMN	Portugal	3.01	2.44	3.01	0.81	3.01	0.83	3.01	1.12	3.01	1.18	3.01	1.20	3.01	0.81	3.01	0.81	3.01	1.08	3.01	0.98	3.01	0.98
Vodafone	Portugal	1.63	1.63	0.33	0.33	0.16	0.16	0.08	0.08	0.16	0.16	0.08	0.08	0.33	0.33	0.33	0.33	0.16	0.16	0.08	0.08	0.24	0.24
Cosmote	Romania	2.00	2.00	2.00	0.40	2.00	0.20	2.00	0.25	2.00	0.10	2.00	0.20	2.00	0.40	2.00	0.40	2.00	0.28	2.00	0.30	2.00	0.30
Orange	Romania	1.61	1.68	0.84	0.84	0.81	0.81	0.60	0.75	0.30	0.30	0.28	0.28	0.84	0.84	0.60	0.81	0.32	0.32	0.28	0.28	0.19	0.19
Vodafone	Romania	1.00	1.00	0.52	0.52	0.62	0.62	0.50	0.50	0.54	0.39	0.53	0.20	0.52	0.52	0.50	0.50	0.70	0.39	0.69	0.20	0.69	0.10
O2	Slovakia	1.67	1.67	1.67	1.67	1.67	1.67	1.67	1.67	1.67	1.67	1.67	1.67	1.67	1.67	1.67	1.67	1.67	1.67	1.67	1.67	1.67	1.67
Orange	Slovakia	1.67	2.56	1.33	0.63	1.49	0.38	1.38	0.26	1.18	0.19	1.12	0.17	1.33	0.63	1.38	0.26	1.18	0.19	1.12	0.17	1.08	0.15
T Mobile	Slovakia	2.20	2.20	2.20	0.67	2.20	0.75	2.20	0.38	2.20	0.35	2.20	0.62	2.20	0.67	2.20	0.38	2.20	0.35	2.20	0.38	2.20	0.38
Mobil tel	Slovenia	1.67	1.67	1.67	1.67	1.67	1.67	1.67	1.67	1.67	1.67	1.67	1.67	1.67	1.67	1.67	1.67	1.67	1.67	1.67	1.67	1.67	1.67
Si.Mobil	Slovenia	7.92	5.17	7.92	2.07	7.92	1.03	7.92	1.68	7.92	1.37	7.92	1.76	7.92	2.07	7.92	1.68	7.92	1.37	7.92	1.55	7.92	1.23
Movistar (Telefonica)	Spain	10.00	3.90	10.00	0.78	10.00	0.39	10.00	0.39	10.00	0.24	10.00	0.24	10.00	0.78	10.00	0.75	10.00	0.30	10.00	0.50	10.00	0.25
Orange	Spain	2.00	2.00	0.50	0.50	0.25	0.25	0.25	0.25	0.25	0.25	0.25	0.25	0.50	0.50	0.50	0.50	0.35	0.35	0.38	0.38	0.38	0.38
Vodafone	Spain	0.80	0.80	0.85	0.74	0.77	0.37	0.53	0.28	0.39	0.15	0.38	0.14	0.85	0.74	0.85	0.74	0.66	0.30	0.70	0.20	0.70	0.20
Yoigo	Spain	3.00	3.00	3.00	3.00	3.00	3.00	3.00	3.00	3.00	3.00	3.00	3.00	3.00	3.00	3.00	3.00	3.00	3.00	3.00	3.00	3.00	3.00
3	Sweden	-	2.04	-	1.05	-	0.79	-	0.66	-	0.58	-	0.56	-	1.05	-	0.66	-	0.58	-	0.56	-	0.55
Tele2	Sweden	2.22	2.22	2.22	2.22	2.22	2.22	2.22	2.22	2.22	2.22	2.22	2.22	2.22	2.22	2.22	2.22	2.22	2.22	2.22	2.22	2.22	2.22
Telenor	Sweden	2.71	4.35	2.71	0.87	2.71	0.43	2.71	0.91	2.71	0.37	2.71	1.54	2.71	0.87	2.71	0.87	2.71	0.61	2.71	0.65	2.71	0.65
Telia	Sweden	0.89	0.89	0.51	0.51	0.26	0.26	0.13	0.13	0.15	0.15	0.13	0.13	0.51	0.13	0.13	0.13	0.36	0.36	0.39	0.39	0.39	0.39
Orange	Switzerland	11.23	3.00	11.23	1.50	11.23	0.75	11.23	0.94	11.23	0.37	11.23	0.94	11.23	1.50	11.23	1.50	11.23	1.05	11.23	1.12	11.23	1.12
Sunrise	Switzerland	11.68	7.04	11.68	4.04	11.68	3.67	11.68	3.48	11.68	3.37	11.68	3.33	11.68	4.04	11.68	3.48	11.68	3.37	11.68	3.33	11.68	3.31
Swisscom	Switzerland	7.49	5.24	2.85	1.05	2.17	1.05	1.83	0.86	1.63	0.36	1.57	0.36	2.85	1.05	1.83	1.05	1.63	1.11	1.57	0.55	1.53	0.28
3 (United Kingdom)	United Kingdom	1.25	1.25	1.25	1.25	1.25	1.25	1.25	1.25	1.25	1.25	1.25	1.25	1.25	1.25	1.25	1.25	1.25	1.25	1.25	1.25	1.25	1.25
O2	United Kingdom	2.92	1.46	2.92	0.29	2.92	0.15	2.92	0.15	2.92	0.12	2.92	0.10	2.92	0.29	2.92	0.29	2.92	0.20	2.92	0.22	2.92	0.22
Orange	United Kingdom	3.90	2.92	1.22	0.58	1.22	0.29	1.22	0.15	1.22	0.97	1.22	0.49	1.22	0.58	1.22	0.58	1.22	0.41	1.22	0.44	1.22	0.44
T-Mobile	United Kingdom	0.97	0.97	0.78	0.78	0.49	0.49	0.24	0.24	0.19	0.19	0.39	0.39	0.78	0.78	0.24	0.24	0.19	0.19	0.39	0.39	0.19	0.19
Vodafone	United Kingdom	0.97	0.97	0.39	0.39	0.19	0.19	0.10	0.10	0.53	0.05	0.75	0.02	0.39	0.39	0.39	0.12	0.27	0.05	0.29	0.05	0.29	0.05

Consolidated Raw Data

Operator Tariffs

Operator	Country	Local Currency	Contract Type	Plan type	Partners/ network/ country	Allowance Size (MBs)	Price (EUR ex. VAT)	Price per MB (EUR ex. VAT)	Monthly One Off Fee (EUR ex. VAT)	Rolling Monthly Fee (EUR ex. VAT)	Time limit (days)	Excess Limit (MBs)	Excess Unit (MBs)	Excess Price (LCU in. VAT)	Excess Price (LC ex. VAT)	Excess Price (EUR ex. VAT)	Excess Price per MB (EUR ex. VAT)
3	Austria	EUR	Pre pay & post pay	Rate per MB	Combined	1.00	0.63	0.63	-	-	-	-	-	-	-	-	
3	Austria	EUR	Pre pay & post pay	Monthly Bundle	EU or EEA	20.00	-	0.21	-	4.17	30	20.00	1.00	0.76	0.63	0.63	0.63
3	Austria	EUR	Pre pay & post pay	Monthly Bundle	EU or EEA	100.00	-	0.20	-	20.00	30	100.00	1.00	0.76	0.63	0.63	0.63
3	Austria	EUR	Pre pay & post pay	Monthly Bundle	EU or EEA	250.00	-	0.20	-	49.17	30	250.00	1.00	0.76	0.63	0.63	0.63
A1 Telekom (Telekom Austria)	Austria	EUR	Post pay	Daily Bundle	EU or EEA	20.00	4.08	0.20	-	-	1	20.00	1.00	2.43	2.03	2.03	2.03
A1 Telekom (Telekom Austria)	Austria	EUR	Post pay	Weekly Bundle	EU or EEA	100.00	-	0.17	-	16.58	7	100.00	1.00	2.43	2.03	2.03	2.03
A1 Telekom (Telekom Austria)	Austria	EUR	Post pay	Monthly Bundle	EU or EEA	200.00	-	0.12	-	24.92	30	200.00	1.00	2.43	2.03	2.03	2.03
A1 Telekom (Telekom Austria)	Austria	EUR	Post pay	Rate per MB	EU or EEA	1.00	2.08	2.08	-	-	-	-	-	-	-	-	-
A1 Telekom (Telekom Austria)	Austria	EUR	Pre pay	Rate per MB	EU or EEA	1.00	16.93	16.93	-	-	-	-	-	-	-	-	-
Orange	Austria	EUR	Post pay	Rate per MB	Combined	1.00	7.33	7.33	-	-	-	-	-	-	-	-	-
Orange	Austria	EUR	Pre Pay	Rate per MB	EU or EEA	1.00	13.33	13.33	-	-	-	-	-	-	-	-	-
Orange	Austria	EUR	Post pay	Monthly Bundle	EU or EEA	50.00	-	0.08	-	4.17	30	50.00	1.00	1.00	0.83	0.83	0.83
Orange	Austria	EUR	Post pay	Monthly Bundle	EU or EEA	250.00	-	0.05	-	12.50	30	250.00	1.00	0.30	0.25	0.25	0.25
Orange	Austria	EUR	Post pay	Monthly Bundle	EU or EEA	1,000.00	-	0.04	-	41.67	30	1,000.00	1.00	0.30	0.25	0.25	0.25
T-Mobile	Austria	EUR	Pre pay & post pay	Rate per MB	EU or EEA	1.00	1.67	1.67	-	-	-	-	-	-	-	-	-
T-Mobile	Austria	EUR	Post pay	Monthly Bundle	EU or EEA	15.00	-	0.83	-	12.50	30	15.00	1.00	2.00	1.67	1.67	1.67
T-Mobile	Austria	EUR	Pre pay & post pay	Daily Bundle	EU or EEA	3.00	1.67	0.56	-	-	1	3.00	1.00	2.00	1.67	1.67	1.67
T-Mobile	Austria	EUR	Pre pay & post pay	Daily Bundle	EU or EEA	30.00	4.17	0.14	-	-	1	30.00	1.00	2.00	1.67	1.67	1.67
T-Mobile	Austria	EUR	Pre pay & post pay	Weekly Bundle	EU or EEA	100.00	-	0.17	-	16.67	7	100.00	-	-	-	-	-
Base	Belgium	EUR	Post Pay	Rate per MB	Combined	1.00	2.73	2.73	-	-	-	-	-	-	-	-	-
Base	Belgium	EUR	Post Pay	Monthly Bundle	Combined	10.00	-	0.74	-	7.44	30	10.00	1.00	2.50	2.07	2.07	2.07
Base	Belgium	EUR	Post Pay	Monthly Bundle	Combined	500.00	-	0.14	-	67.77	30	500.00	1.00	0.90	0.74	0.74	0.74
Mobistar	Belgium	EUR	Pre pay & post pay	Rate per MB	EU or EEA	1.00	3.00	3.00	-	-	-	-	-	-	-	-	-
Mobistar	Belgium	EUR	Pre pay & post pay	Daily Bundle	EU or EEA	2.00	1.65	0.83	-	-	1	2.00	1.00	1.82	1.50	1.50	1.50
Mobistar	Belgium	EUR	Post pay	Daily Bundle	EU or EEA	10.00	4.13	0.41	-	-	1	10.00	1.00	1.82	1.50	1.50	1.50
Mobistar	Belgium	EUR	Post pay	Daily Bundle	EU or EEA	50.00	12.40	0.25	-	-	1	50.00	1.00	1.82	1.50	1.50	1.50
Mobistar	Belgium	EUR	Post pay	Monthly Bundle	EU or EEA	50.00	-	0.40	-	20.00	30	50.00	1.00	1.81	1.50	1.50	1.50
Mobistar	Belgium	EUR	Post pay	Monthly Bundle	EU or EEA	500.00	-	0.19	-	95.00	30	500.00	1.00	1.81	1.50	1.50	1.50
Proximus	Belgium	EUR	Pre pay & post pay	Rate per MB	EU or EEA	1.00	7.93	7.93	-	-	-	-	-	-	-	-	-
Proximus	Belgium	EUR	Post pay	Daily Bundle	EU or EEA	10.00	4.95	0.50	-	-	1	10.00	1.00	1.50	1.24	1.24	1.24
Proximus	Belgium	EUR	Post pay	Daily Bundle	EU or EEA	50.00	15.00	0.30	-	-	1	50.00	1.00	1.50	1.24	1.24	1.24
Proximus	Belgium	EUR	Pre pay	Monthly Bundle	EU or EEA	40.00	-	0.52	-	20.66	30	40.00	40.00	25.00	20.66	20.66	0.52
Proximus	Belgium	EUR	Post pay	Monthly Bundle	EU or EEA	50.00	-	0.40	-	20.00	30	50.00	1.00	3.63	3.00	3.00	3.00
Proximus	Belgium	EUR	Post pay	Monthly Bundle	EU or EEA	500.00	-	0.15	-	75.00	30	500.00	1.00	3.63	3.00	3.00	3.00
Globul	Bulgaria	BGN	Post pay	Rate per MB	EU or EEA	1.00	7.58	7.58	-	-	-	-	-	-	-	-	-
Globul	Bulgaria	BGN	Post pay	Daily Bundle	EU or EEA	5.00	2.50	0.50	-	-	1	5.00	1.00	17.90	14.92	7.58	7.58
Globul	Bulgaria	BGN	Post pay	Daily Bundle	EU or EEA	15.00	5.47	0.36	-	-	1	15.00	1.00	17.90	14.92	7.58	7.58
Globul	Bulgaria	BGN	Post pay	Weekly Bundle	EU or EEA	50.00	13.94	0.28	-	-	7	50.00	1.00	17.90	14.92	7.58	7.58
M-Tel	Bulgaria	BGN	Post pay	Rate per MB	EU or EEA	1.00	2.50	2.50	-	-	-	-	-	-	-	-	-
M-Tel	Bulgaria	BGN	Post pay	Monthly Bundle	EU or EEA	3.00	-	2.25	-	6.74	30	3.00	1.00	12.90	10.75	5.47	5.47
M-Tel	Bulgaria	BGN	Post pay	Monthly Bundle	EU or EEA	6.00	-	4.23	-	25.38	30	6.00	1.00	12.90	10.75	5.47	5.47
M-Tel	Bulgaria	BGN	Post pay	Monthly Bundle	EU or EEA	10.00	-	4.23	-	42.33	30	10.00	1.00	12.90	10.75	5.47	5.47
M-Tel	Bulgaria	BGN	Pre pay	Rate per MB	EU or EEA	1.00	5.47	5.47	-	-	-	-	-	-	-	-	-
M-Tel	Bulgaria	BGN	Post pay	Monthly Bundle	EU or EEA	10.00	-	0.84	-	8.43	30	10.00	1.00	1.90	1.58	0.81	0.81
M-Tel	Bulgaria	BGN	Post pay	Monthly Bundle	EU or EEA	60.00	-	0.71	-	42.33	30	60.00	1.00	1.60	1.33	0.68	0.68
M-Tel	Bulgaria	BGN	Pre pay & post pay	Rate per MB	EU or EEA	1.00	1.65	1.65	0.42	-	30	-	-	-	-	-	-
Vivacom	Bulgaria	BGN	Pre pay & post pay	Rate per MB	EU or EEA	1.00	2.08	2.08	-	-	-	-	-	-	-	-	-
Vivacom	Bulgaria	BGN	Pre pay & post pay	Monthly Bundle	EU or EEA	5.00	-	0.84	-	4.20	30	5.00	1.00	4.90	4.08	2.08	2.08
Vivacom	Bulgaria	BGN	Pre pay & post pay	Monthly Bundle	EU or EEA	10.00	-	0.76	-	7.58	30	10.00	1.00	4.90	4.08	2.08	2.08
Vivacom	Bulgaria	BGN	Pre pay & post pay	Monthly Bundle	EU or EEA	30.00	-	0.70	-	21.14	30	30.00	1.00	4.90	4.08	2.08	2.08

Consolidated Raw Data

Operator Tariffs

Operator	Country	Local Currency	Contract Type	Plan type	Partners/ network/ country	Allowance Size (MBs)	Price (EUR ex. VAT)	Price per MB (EUR ex. VAT)	Monthly One Off Fee (EUR ex. VAT)	Rolling Monthly Fee (EUR ex. VAT)	Time limit (days)	Excess Limit (MBs)	Excess Unit (MBs)	Excess Price (LCU in. VAT)	Excess Price (LC ex. VAT)	Excess Price (EUR ex. VAT)	Excess Price per MB (EUR ex. VAT)
Cytamobile (Vodafone)	Cyprus	EUR	Post pay	Rate per MB	Combined	1.00	0.64	0.64	-	-	-	-	-	-	-	-	-
Cytamobile (Vodafone)	Cyprus	EUR	Pre pay	Rate per MB	EU or EEA	1.00	1.13	1.13	-	-	-	-	-	-	-	-	-
MTN	Cyprus	EUR	Pre pay & post pay	Rate per MB	EU or EEA	1.00	2.40	2.40	-	-	-	-	-	-	-	-	-
O2	Czech Republic	CZK	Pre pay & post pay	Rate per MB	EU or EEA	1.00	0.79	0.79	-	-	-	-	-	-	-	-	-
O2	Czech Republic	CZK	Pre pay & post pay	Monthly Bundle	EU or EEA	2.00	-	0.98	-	1.96	30	2.00	1.00	24.00	20.00	0.79	0.79
O2	Czech Republic	CZK	Pre pay & post pay	Monthly Bundle	EU or EEA	4.00	-	0.98	-	3.93	30	4.00	1.00	24.00	20.00	0.79	0.79
O2	Czech Republic	CZK	Pre pay & post pay	Monthly Bundle	EU or EEA	10.00	-	0.79	-	7.85	30	10.00	1.00	24.00	20.00	0.79	0.79
O2	Czech Republic	CZK	Post pay	Monthly Bundle	EU or EEA	50.00	-	0.79	-	39.26	30	50.00	1.00	24.00	20.00	0.79	0.79
O2	Czech Republic	CZK	Post pay	Monthly Bundle	EU or EEA	250.00	-	0.31	-	78.12	30	250.00	1.00	24.00	20.00	0.79	0.79
T-Mobile	Czech Republic	CZK	Pre pay & post pay	Daily Bundle	EU or EEA	3.00	0.79	0.26	-	-	1	3	1	60	50.00	1.96	1.96
T-Mobile	Czech Republic	CZK	Pre pay & post pay	Rate per MB	EU or EEA	1.00	1.96	1.96	-	-	-	-	-	-	-	-	-
T-Mobile	Czech Republic	CZK	Pre pay & post pay	Daily Bundle	EU or EEA	20.00	4.87	0.24	-	-	1	20.00	1.00	60.00	50.00	1.96	1.96
T-Mobile	Czech Republic	CZK	Pre pay & post pay	Monthly Bundle	EU or EEA	200.00	-	0.08	-	16.03	30	200.00	1.00	60.00	50.00	1.96	1.96
T-Mobile	Czech Republic	CZK	Pre pay & post pay	Weekly Bundle	EU or EEA	50.00	-	0.35	-	17.67	7	50.00	1.00	60.00	50.00	1.96	1.96
Vodafone	Czech Republic	CZK	Post pay	Daily Bundle	EU or EEA	5.00	2.62	0.52	-	-	1	5.00	45.00	270.00	225.00	8.83	0.20
Vodafone	Czech Republic	CZK	Post pay	Daily Bundle	EU or EEA	50.00	11.45	0.23	-	-	1	50.00	1.00	30.00	25.00	0.98	0.98
Vodafone	Czech Republic	CZK	Post pay	Monthly Bundle	EU or EEA	200.00	-	0.26	-	52.34	30	200.00	1.00	30.00	25.00	0.98	0.98
Vodafone	Czech Republic	CZK	Pre pay & post pay	Rate per MB	EU or EEA	1.00	0.98	0.98	-	-	-	-	-	-	-	-	-
Vodafone	Czech Republic	CZK	Post pay	Daily Bundle	EU or EEA	150.00	1.64	0.01	-	-	1	150.00	-	-	-	-	-
Vodafone	Czech Republic	CZK	Post pay	Monthly Bundle	EU or EEA	150.00	-	0.08	-	11.45	30	150.00	-	-	-	-	-
3	Denmark	DKK	Post pay	Rate per MB	EU or EEA	1.00	1.88	1.88	-	-	-	-	-	-	-	-	-
3	Denmark	DKK	Post pay	Rate per MB	EU or EEA	1.00	0.65	0.65	5.38	-	30	1.00	1.00	12.50	10.00	1.34	1.34
TDC	Denmark	DKK	Pre pay & post pay	Rate per MB	EU or EEA	1.00	2.15	2.15	-	-	-	-	-	-	-	-	-
Telenor	Denmark	DKK	Pre pay & post pay	Daily Bundle	Combined	1.00	1.94	1.94	-	-	1.00	2.90	17.10	23.20	18.56	2.50	0.15
Telenor	Denmark	DKK	Pre pay & post pay	Daily Bundle	Combined	1.00	1.94	1.94	-	-	1.00	1.45	8.55	0.00	0.00	0.00	0.00
Telenor	Denmark	DKK	Pre pay & post pay	Daily Bundle	EU or EEA	1.00	2.15	2.15	-	-	1.00	1.45	8.55	0.00	0.00	0.00	0.00
Telenor	Denmark	DKK	Pre pay & post pay	Daily Bundle	EU or EEA	10.00	3.12	0.31	-	-	1.00	20.00	1.00	20.00	16.00	2.15	2.15
Telenor	Denmark	DKK	Pre pay & post pay	Daily Bundle	Combined	20.00	5.62	0.28	-	-	1.00	20.00	1.00	10.00	8.00	1.08	1.08
Telia	Denmark	DKK	Pre pay & post pay	Rate per MB	EU or EEA	1.00	2.15	2.15	-	-	1.00	12.50	87.50	0.00	0.00	0.00	0.00
Telia	Denmark	DKK	Pre pay & post pay	Daily Bundle	EU or EEA	100.00	26.90	0.27	-	-	1.00	100.00	1.00	10.00	8.00	1.08	1.08
Telia	Denmark	DKK	Pre pay & post pay	Daily Bundle	Nordics & Baltics	1.00	1.08	1.08	-	-	1.00	2.90	17.10	0.00	0.00	0.00	0.00
Telia	Denmark	DKK	Pre pay & post pay	Daily Bundle	Nordics & Baltics	20.00	3.23	0.16	-	-	1.00	30.00	20.00	30.00	24.00	3.23	0.16
Elisa	Estonia	EUR	Pre pay & post pay	Rate per MB	EU or EEA	1.00	1.25	1.25	-	-	-	-	-	-	-	-	-
EMT	Estonia	EUR	Pre pay & post pay	Daily Bundle	Combined	20.00	5.13	0.26	-	-	1	20.00	1.00	2.55	2.13	2.13	2.13
EMT	Estonia	EUR	Pre pay & post pay	Rate per MB	EU or EEA	1.00	2.13	2.13	-	-	-	-	-	-	-	-	-
EMT	Estonia	EUR	Pre pay & post pay	Daily Bundle	Combined	50.00	10.29	0.21	-	-	1	50.00	1.00	2.55	2.13	2.13	2.13
Tele2	Estonia	EUR	Pre pay & post pay	Rate per MB	EU or EEA	1.00	0.83	0.83	-	-	-	-	-	-	-	-	-
Alands Mobiltelefon	Finland	EUR	Pre pay & post pay	Rate per MB	EU or EEA	1.00	0.81	0.81	-	-	-	-	-	-	-	-	-
DNA	Finland	EUR	Pre pay & post pay	Rate per MB	Combined	1.00	4.02	4.02	-	-	-	-	-	-	-	-	-
Elisa (Saunalahti)	Finland	EUR	Pre pay & post pay	Daily Bundle	EU or EEA	5.00	6.00	1.20	-	-	30	5.00	5.00	7.38	6.00	6.00	1.20
Elisa (Saunalahti)	Finland	EUR	Pre pay & post pay	Daily Bundle	EU or EEA	50.00	30.00	0.60	-	-	30	50.00	50.00	36.90	30.00	30.00	0.60
Elisa (Saunalahti)	Finland	EUR	Pre pay & post pay	Rate per MB	EU or EEA	1.00	2.44	2.44	-	-	-	-	-	-	-	-	-
Sonera (TeliaSonera)	Finland	EUR	Pre pay & post pay	Daily Bundle	Combined	50.00	79.84	1.60	-	-	1	50.00	50.00	98.20	79.84	79.84	1.60
Sonera (TeliaSonera)	Finland	EUR	Pre pay & post pay	Daily Bundle	Combined	100.00	159.02	1.59	-	-	1	100.00	100.00	195.60	159.02	159.02	1.59
Sonera (TeliaSonera)	Finland	EUR	Pre pay & post pay	Rate per MB	Combined	1.00	1.73	1.73	-	-	-	-	-	-	-	-	-
Bouygues	France	EUR	Post pay	Rate per MB	EU or EEA	1.00	0.84	0.84	-	-	-	-	-	-	-	-	-
Orange	France	EUR	Pre pay & post pay	Daily Bundle	EU or EEA	10.00	4.18	0.42	-	-	1	10.00	1.00	5.00	4.18	4.18	4.18
Orange	France	EUR	Pre pay & post pay	Rate per MB	EU or EEA	1.00	4.18	4.18	-	-	-	-	-	-	-	-	-
Orange	France	EUR	Pre pay & post pay	Weekly Bundle	EU or EEA	50.00	-	0.42	-	20.90	7	50.00	1.00	5.12	4.28	4.28	4.28
Orange	France	EUR	Pre pay & post pay	Weekly Bundle	EU or EEA	2.00	-	2.09	-	4.18	7	2.00	1.00	5.12	4.28	4.28	4.28

Consolidated Raw Data

Operator Tariffs

Operator	Country	Local Currency	Contract Type	Plan type	Partners/ network/ country	Allowance Size (MBs)	Price (EUR ex. VAT)	Price per MB (EUR ex. VAT)	Monthly One Off Fee (EUR ex. VAT)	Rolling Monthly Fee (EUR ex. VAT)	Time limit (days)	Excess Limit (MBs)	Excess Unit (MBs)	Excess Price (LCU in. VAT)	Excess Price (LC ex. VAT)	Excess Price (EUR ex. VAT)	Excess Price per MB (EUR ex. VAT)
SFR	France	EUR	Post pay	Rate per MB	EU or EEA	1.00	5.85	5.85	-	-	-	-	-	-	-	-	
SFR	France	EUR	Post pay	Daily Bundle	EU or EEA	15.00	4.18	0.28	-	-	1	15.00	1.00	1.00	0.84	0.84	0.84
SFR	France	EUR	Post pay	Daily Bundle	EU or EEA	15.00	4.18	0.28	-	-	1	15.00	40.00	19.00	15.89	15.89	0.40
SFR	France	EUR	Post pay	Weekly Bundle	EU or EEA	40.00	-	0.40	-	15.89	7	40.00	1.00	4.00	3.34	3.34	3.34
SFR	France	EUR	Post pay	Weekly Bundle	EU or EEA	20.00	-	0.63	-	12.54	7	20.00	2.00	1.50	1.25	1.25	0.63
SFR	France	EUR	Post pay	Weekly Bundle	EU or EEA	20.00	-	1.05	-	20.90	7	20.00	2.00	1.50	1.25	1.25	0.63
Deutsche Telekom	Germany	EUR	Post pay	Daily Bundle	EU or EEA	10.00	1.64	0.16	-	-	1	10.00	1.00	3.40	2.86	2.86	2.86
Deutsche Telekom	Germany	EUR	Post pay	Daily Bundle	EU or EEA	10.00	1.64	0.16	-	-	1	10.00	10.00	1.95	1.64	1.64	0.16
Deutsche Telekom	Germany	EUR	Post pay	Daily Bundle	EU or EEA	50.00	4.16	0.08	-	-	1	50.00	50.00	4.95	4.16	4.16	0.08
Deutsche Telekom	Germany	EUR	Pre pay	Daily Bundle	EU or EEA	10.00	2.48	0.25	-	-	1	10.00	10.00	2.95	2.48	2.48	0.25
Deutsche Telekom	Germany	EUR	Pre pay	Daily Bundle	EU or EEA	50.00	5.84	0.12	-	-	1	50.00	50.00	6.95	5.84	5.84	0.12
Deutsche Telekom	Germany	EUR	Post pay	Weekly Bundle	EU or EEA	100.00	-	0.13	-	12.56	7	100.00	100.00	14.95	12.56	12.56	0.13
Deutsche Telekom	Germany	EUR	Pre pay & Post Pay	Rate per MB	EU or EEA	1.00	1.60	1.60	-	-	-	-	-	-	-	-	-
Deutsche Telekom	Germany	EUR	Pre pay & Post Pay	Rate per MB	EU or EEA	1.00	2.86	2.86	-	-	-	-	-	-	-	-	-
Deutsche Telekom	Germany	EUR	Pre pay & Post Pay	Daily Bundle	EU or EEA	5.00	4.16	0.83	-	-	1	5.00	1.00	3.40	2.86	2.86	2.86
Deutsche Telekom	Germany	EUR	Pre pay & Post Pay	Monthly Bundle	EU or EEA	10.00	-	1.26	-	12.56	28	10.00	1.00	3.40	2.86	2.86	2.86
E-Plus (KPN)	Germany	EUR	Pre pay & Post Pay	Rate per MB	EU or EEA	1.00	0.41	0.41	-	-	-	-	-	-	-	-	-
E-Plus (KPN)	Germany	EUR	Pre pay	Weekly Bundle	EU or EEA	50.00	-	0.08	-	4.19	7	50.00	1.00	0.49	0.41	0.41	0.41
O2 (Telefónica)	Germany	EUR	Post pay	Rate per MB	EU or EEA	1.00	1.26	1.26	-	-	-	40.00	-	-	-	-	-
O2 (Telefónica)	Germany	EUR	Post pay	Daily Bundle	EU or EEA	10.00	2.94	0.29	-	-	1	10.00	1.00	1.50	1.26	1.26	1.26
O2 (Telefónica)	Germany	EUR	Post pay	Daily Bundle	EU or EEA	100.00	8.40	0.08	-	-	1	100.00	1.00	1.50	1.26	1.26	1.26
O2 (Telefónica)	Germany	EUR	Pre Pay	Rate per MB	EU or EEA	1.00	1.26	1.26	-	-	-	-	-	-	-	-	-
Vodafone	Germany	EUR	Post pay	Daily Bundle	EU or EEA	25.00	1.68	0.07	-	-	1	25.00	1.00	3.40	2.86	2.86	2.86
Vodafone	Germany	EUR	Post pay	Weekly Bundle	EU or EEA	50.00	-	0.08	-	4.20	7	50.00	1.00	3.40	2.86	2.86	2.86
Vodafone	Germany	EUR	Pre pay & post pay	Rate per MB	EU or EEA	1.00	2.86	2.86	-	-	-	-	-	-	-	-	-
Vodafone	Germany	EUR	Post pay	Monthly Bundle	Combined	1,000.00	-	0.02	-	20.83	30	1,000.00	1.00	3.40	2.86	2.86	2.86
Vodafone	Germany	EUR	Post pay	Monthly Bundle	Combined	250.00	-	0.03	-	7.56	-	250.00	1.00	3.40	2.86	2.86	2.86
Cosmote	Greece	EUR	Post pay	Monthly Bundle	Partner	1,000.00	-	0.00	-	4.07	30	1,000.00	1.00	2.00	1.63	1.63	1.63
Cosmote	Greece	EUR	Pre pay & post pay	Daily Bundle	EU or EEA	2.00	1.63	0.81	-	-	1	2.00	1.00	2.00	1.63	1.63	1.63
Cosmote	Greece	EUR	Pre pay & post pay	Daily Bundle	EU or EEA	10.00	4.07	0.41	-	-	1	10.00	1.00	2.00	1.63	1.63	1.63
Cosmote	Greece	EUR	Pre pay & post pay	Daily Bundle	EU or EEA	50.00	8.13	0.16	-	-	1	50.00	50.00	10.00	8.13	8.13	0.16
Cosmote	Greece	EUR	Pre pay & post pay	Rate per MB	EU or EEA	1.00	1.63	1.63	-	-	-	-	-	-	-	-	-
Vodafone	Greece	EUR	Pre pay & post pay	Daily Bundle	EU or EEA	10.00	4.07	0.41	-	-	1	10.00	1.00	0.99	0.80	0.80	0.80
Vodafone	Greece	EUR	Pre pay & post pay	Monthly Bundle	EU or EEA	20.00	-	0.61	-	12.20	30	20.00	1.00	0.99	0.80	0.80	0.80
Vodafone	Greece	EUR	Post pay	Daily Bundle	EU or EEA	1.00	5.55	5.55	-	-	1	1.00	1.00	6.00	4.88	4.88	4.88
Vodafone	Greece	EUR	Pre pay & post pay	Rate per MB	EU or EEA	1.00	6.83	6.83	-	-	-	-	-	-	-	-	-
Wind	Greece	EUR	Pre pay & post pay	Rate per MB	EU or EEA	1.00	5.69	5.69	-	-	-	-	-	-	-	-	-
Wind	Greece	EUR	Post pay	Monthly Bundle	EU or EEA	100.00	-	0.25	-	25.20	30	100.00	1.00	7.00	5.69	5.69	5.69
Wind	Greece	EUR	Post pay	Monthly Bundle	EU or EEA	80.00	-	0.51	-	41.18	30	80.00	1.00	7.00	5.69	5.69	5.69
Magyar Telecom	Hungary	HUF	Pre pay & post pay	Daily Bundle	EU or EEA	10.00	1.82	0.18	-	-	1	10.00	1.00	600.00	480.00	1.58	1.58
Magyar Telecom	Hungary	HUF	Pre pay & post pay	Daily Bundle	EU or EEA	50.00	5.25	0.10	-	-	1	50.00	1.00	600.00	480.00	1.58	1.58
Magyar Telecom	Hungary	HUF	Pre pay & post pay	Daily Bundle	EU or EEA	250.00	27.93	0.11	-	-	1	250.00	-	-	-	-	-
Magyar Telecom	Hungary	HUF	Pre pay & post pay	Rate per MB	EU or EEA	1.00	1.58	1.58	-	-	-	-	-	-	-	-	-
Telenor	Hungary	HUF	Pre pay & post pay	Rate per MB	EU or EEA	1.00	1.56	1.56	-	-	-	-	-	-	-	-	-
Vodafone	Hungary	HUF	Post pay	Daily Bundle	EU or EEA	25.00	1.82	0.07	-	-	1	25.00	1.00	1,855.00	1,484.00	4.89	4.89
Vodafone	Hungary	HUF	Post pay	Weekly Bundle	EU or EEA	100.00	-	0.08	-	7.89	7	100.00	1.00	1,855.00	1,484.00	4.89	4.89
Vodafone	Hungary	HUF	Post pay	Daily Bundle	EU or EEA	50.00	0.00	0.00	4.46	-	1	50.00	1.00	1,855.00	1,484.00	4.89	4.89
Vodafone	Hungary	HUF	Pre pay & post pay	Rate per MB	EU or EEA	1.00	4.89	4.89	-	-	-	-	-	-	-	-	-
Alterna (WorldCell)	Iceland	ISK	Pre pay & post pay	Rate per MB	EU or EEA	1.00	1.41	1.41	-	-	-	-	-	-	-	-	-
Nova	Iceland	EUR	Pre pay & post pay	Rate per MB	EU or EEA	1.00	1.43	1.43	-	-	-	-	-	-	-	-	-

Consolidated Raw Data

Operator Tariffs

Operator	Country	Local Currency	Contract Type	Plan type	Partners/ network/ country	Allowance Size (MBs)	Price (EUR ex. VAT)	Price per MB (EUR ex. VAT)	Monthly One Off Fee (EUR ex. VAT)	Rolling Monthly Fee (EUR ex. VAT)	Time limit (days)	Excess Limit (MBs)	Excess Unit (MBs)	Excess Price (LCU in. VAT)	Excess Price (LC ex. VAT)	Excess Price (EUR ex. VAT)	Excess Price per MB (EUR ex. VAT)
Siminn	Iceland	ISK	Pre pay & post pay	Rate per MB	EU or EEA	1.00	1.44	1.44	-	-	-	-	-	-	-	-	
Vodafone (Teymi)	Iceland	ISK	Pre pay & post pay	Rate per MB	EU or EEA	1.00	1.40	1.40	-	-	-	-	-	-	-	-	
3	Ireland	EUR	Pre pay & post pay	Rate per MB	Combined	1.00	2.64	2.64	-	-	-	-	-	-	-	-	
Meteor	Ireland	EUR	Pre pay & post pay	Rate per MB	EU or EEA	1.00	0.82	0.82	-	-	-	-	-	-	-	-	
O2	Ireland	EUR	Pre pay	Rate per MB	EU or EEA	1.00	4.10	4.10	-	-	-	-	-	-	-	-	
O2	Ireland	EUR	Post pay	Daily Bundle	EU or EEA	1.00	4.12	4.12	-	-	1	4.00	46.00	0.00	0.00	0.00	0.00
O2	Ireland	EUR	Post pay	Daily Bundle	EU or EEA	50.00	16.46	0.33	-	-	1	50.00	1.00	4.98	4.12	4.12	4.12
Vodafone	Ireland	EUR	Pre pay & post pay	Daily Bundle	EU or EEA	50.00	1.65	0.03	-	-	1	50.00	1.00	1.00	0.83	0.83	0.83
Vodafone	Ireland	EUR	Pre pay	Daily Bundle	EU or EEA	50.00	9.92	0.20	-	-	1	50.00	1.00	6.05	5.00	5.00	5.00
Vodafone	Ireland	EUR	Pre pay	Rate per MB	EU or EEA	1.00	5.00	5.00	-	-	-	-	-	-	-	-	-
3	Italy	EUR	Post pay	Rate per MB	Combined	1.00	1.34	1.34	-	-	-	1000.00	-	-	-	-	-
3	Italy	EUR	Pre pay	Rate per MB	Combined	1.00	1.35	1.35	-	-	-	1000.00	-	-	-	-	-
TIM	Italy	EUR	Pre pay & post pay	Daily Bundle	EU or EEA	10.00	1.65	0.17	-	-	1	10.00	1.00	1.00	0.83	0.83	0.83
TIM	Italy	EUR	Pre pay & post pay	Rate per MB	EU or EEA	1.00	6.61	6.61	-	-	-	-	-	-	-	-	-
Vodafone	Italy	EUR	Pre pay & post pay	Daily Bundle	EU or EEA	1.00	0.83	0.83	-	-	1	1.00	4.00	4.00	3.31	3.31	0.83
Vodafone	Italy	EUR	Pre pay & post pay	Daily Bundle	EU or EEA	5.00	4.13	0.83	-	-	1	5.00	1.00	1.00	0.83	0.83	0.83
Vodafone	Italy	EUR	Pre pay & post pay	Weekly Bundle	EU or EEA	20.00	-	0.41	-	8.26	7	20.00	1.00	1.00	0.83	0.83	0.83
Vodafone	Italy	EUR	Pre pay & post pay	Daily Bundle	EU or EEA	50.00	2.07	0.04	-	-	1	50.00	1.00	1.00	0.83	0.83	0.83
Wind	Italy	EUR	Pre pay & post pay	Weekly Bundle	EU or EEA	100.00	-	0.12	-	12.40	7	100.00	1.00	0.90	0.74	0.74	0.74
Wind	Italy	EUR	Pre pay & post pay	Rate per MB	EU or EEA	1.00	0.41	0.41	2.48	-	-	-	-	-	-	-	-
Bite	Latvia	LVL	Pre pay & post pay	Monthly Bundle	Combined	5.00	-	1.73	-	8.67	30	5.00	5.00	5.00	4.10	5.78	1.16
Bite	Latvia	LVL	Pre pay & post pay	Rate per MB	Combined	1.00	2.52	2.52	-	-	-	-	-	-	-	-	-
LMT (TeliaSonera)	Latvia	LVL	Pre pay & post pay	Daily Bundle	EU or EEA	10.00	3.47	0.35	-	-	1	10.00	10.00	3.00	2.46	3.47	0.35
LMT (TeliaSonera)	Latvia	LVL	Pre pay & post pay	Daily Bundle	Combined	30.00	8.56	0.29	-	-	1	30.00	30.00	7.40	6.07	8.56	0.29
LMT (TeliaSonera)	Latvia	LVL	Pre pay & post pay	Rate per MB	Combined	1.00	3.60	3.60	-	-	-	-	-	-	-	-	-
Tele2	Latvia	LVL	Pre pay & post pay	Rate per MB	EU or EEA	1.00	2.22	2.22	-	-	-	-	-	-	-	-	-
mobikom	Liechtenstein	CHF	Pre pay & post pay	Monthly Bundle	Combined	20.00	-	0.80	-	16.08	30	20.00	1.00	1.30	1.21	0.98	0.98
mobikom	Liechtenstein	CHF	Pre pay & post pay	Monthly Bundle	EU or EEA	50.00	-	0.48	-	24.05	30	100.00	1.00	1.30	1.21	0.98	0.98
mobikom	Liechtenstein	CHF	Pre pay & post pay	Monthly Bundle	EU or EEA	100.00	-	0.56	-	56.37	30	100.00	1.00	1.50	1.39	1.13	1.13
mobikom	Liechtenstein	CHF	Pre pay & post pay	Rate per MB	EU or EEA	1.00	1.50	1.50	-	-	-	-	-	-	-	-	-
Orange	Liechtenstein	CHF	Post pay	Rate per MB	EU or EEA	1.00	6.01	6.01	-	-	-	-	-	-	-	-	-
Orange	Liechtenstein	CHF	Post pay	Monthly Bundle	EU or EEA	5.00	-	3.01	-	15.03	30	5.00	1.00	4.00	3.72	3.01	3.01
Orange	Liechtenstein	CHF	Post pay	Monthly Bundle	EU or EEA	50.00	-	1.50	-	75.16	30	50.00	1.00	4.00	3.72	3.01	3.01
Orange	Liechtenstein	CHF	Post pay	Monthly Bundle	EU or EEA	100.00	-	1.13	-	112.74	30	100.00	1.00	4.00	3.72	3.01	3.01
Orange	Liechtenstein	CHF	Pre pay	Rate per MB	EU or EEA	1.00	11.27	11.27	-	-	-	-	-	-	-	-	-
Orange	Liechtenstein	CHF	Post pay	Daily Bundle	EU or EEA	2.00	3.01	1.50	-	-	1	2.00	1.00	2.00	1.86	1.50	1.50
Orange	Liechtenstein	CHF	Post pay	Daily Bundle	EU or EEA	10.00	7.52	0.75	-	-	1	10.00	1.00	2.00	1.86	1.50	1.50
Orange	Liechtenstein	CHF	Post pay	Daily Bundle	EU or EEA	50.00	18.79	0.38	-	-	1	50.00	1.00	2.00	1.86	1.50	1.50
Swisscom	Liechtenstein	CHF	Post pay	Daily Bundle	EU or EEA	50.00	18.04	0.36	-	-	1	50.00	50.00	24.00	22.30	18.04	0.36
Swisscom	Liechtenstein	CHF	Post pay	Monthly Bundle	EU or EEA	200.00	55.62	0.28	-	-	30	200.00	200.00	74.00	68.77	55.62	0.28
Swisscom	Liechtenstein	CHF	Post pay	Daily Bundle	EU or EEA	5.00	5.26	1.05	-	-	1	5.00	5.00	7.00	6.51	5.26	1.05
Swisscom	Liechtenstein	CHF	Post pay	Daily Bundle	EU or EEA	10.00	5.26	0.53	6.76	-	1	10.00	10.00	7.00	6.51	5.26	0.53
Swisscom	Liechtenstein	CHF	Pre pay	Rate per MB	EU or EEA	1.00	7.52	7.52	-	-	-	-	-	-	-	-	-
Swisscom	Liechtenstein	CHF	Pre pay	Rate per MB	EU or EEA	1.00	1.50	1.50	6.76	-	-	-	-	-	-	-	-
Bite	Lithuania	LTL	Pre pay & post pay	Rate per MB	Combined	1.00	4.11	4.11	-	-	-	-	-	-	-	-	-
Bite	Lithuania	LTL	Pre pay & post pay	Monthly Bundle	Combined	5.00	-	1.65	-	8.27	30	5.00	1.00	17.43	14.41	4.11	4.11
Bite	Lithuania	LTL	Pre pay & post pay	Monthly Bundle	Combined	10.00	-	1.40	-	13.97	30	10.00	1.00	17.43	14.41	4.11	4.11
Bite	Lithuania	LTL	Pre pay & post pay	Monthly Bundle	Combined	20.00	-	1.27	-	25.37	30	20.00	1.00	17.43	14.41	4.11	4.11
Bite	Lithuania	LTL	Pre pay & post pay	Monthly Bundle	Combined	40.00	-	1.18	-	47.12	30	40.00	1.00	17.43	14.41	4.11	4.11
Omnitel (TeliaSonera)	Lithuania	LTL	Pre pay & post pay	Daily Bundle	Combined	20.00	29.09	1.45	-	-	1	20.00	1.00	8.14	8.14	2.32	2.32

Consolidated Raw Data

Operator Tariffs

Operator	Country	Local Currency	Contract Type	Plan type	Partners/ network/ country	Allowance Size (MBs)	Price (EUR ex. VAT)	Price per MB (EUR ex. VAT)	Monthly One Off Fee (EUR ex. VAT)	Rolling Monthly Fee (EUR ex. VAT)	Time limit (days)	Excess Limit (MBs)	Excess Unit (MBs)	Excess Price (LCU in. VAT)	Excess Price (LC ex. VAT)	Excess Price (EUR ex. VAT)	Excess Price per MB (EUR ex. VAT)
Omnitel (TeliaSonera)	Lithuania	LTL	Pre pay & post pay	Rate per MB	EU or EEA	1.00	2.32	2.32	-	-	-	-	-	-	-	-	
Tele2	Lithuania	LTL	Pre pay & post pay	Rate per MB	EU or EEA	1.00	1.65	1.65	-	-	-	-	-	-	-	-	
Orange	Luxembourg	EUR	Post pay	Monthly Bundle	EU or EEA	10.00	-	1.30	-	13.04	30	10.00	1.00	1.70	1.48	1.48	
Orange	Luxembourg	EUR	Post pay	Monthly Bundle	EU or EEA	25.00	-	1.22	-	30.43	30	25.00	1.00	1.70	1.48	1.48	
Orange	Luxembourg	EUR	Post pay	Monthly Bundle	EU or EEA	50.00	-	0.80	-	40.00	30	50.00	1.00	1.70	1.48	1.48	
Orange	Luxembourg	EUR	Post pay	Monthly Bundle	Combined	100.00	-	0.73	-	72.70	30	50.00	1.00	1.70	1.48	1.48	
Orange	Luxembourg	EUR	Post pay	Monthly Bundle	Combined	250.00	-	0.44	-	108.87	30	250.00	1.00	1.70	1.48	1.48	
Orange	Luxembourg	EUR	Post pay	Monthly Bundle	EU or EEA	500.00	-	0.40	-	200.00	30	500.00	1.00	1.70	1.48	1.48	
Orange	Luxembourg	EUR	Pre pay & post pay	Daily Bundle	EU or EEA	2.00	1.74	0.87	-	-	1	2.00	2.00	2.00	1.74	0.87	
Orange	Luxembourg	EUR	Pre pay & post pay	Daily Bundle	EU or EEA	8.00	4.35	0.54	-	-	1	8.00	8.00	5.00	4.35	0.54	
Orange	Luxembourg	EUR	Pre pay & post pay	Rate per MB	EU or EEA	1.00	5.22	5.22	-	-	-	-	-	-	-	-	
P&T Luxembourg/LuxGSM	Luxembourg	EUR	Post pay	Rate per MB	EU or EEA	1.00	2.75	2.75	-	-	-	-	-	-	-	-	
P&T Luxembourg/LuxGSM	Luxembourg	EUR	Pre Pay	Rate per MB	EU or EEA	1.00	2.96	2.96	-	-	-	-	-	-	-	-	
P&T Luxembourg/LuxGSM	Luxembourg	EUR	Post pay	Monthly Bundle	EU or EEA	5.00	-	0.87	-	4.35	30	5.00	1.00	1.75	1.52	1.52	
P&T Luxembourg/LuxGSM	Luxembourg	EUR	Post pay	Monthly Bundle	EU or EEA	10.00	-	0.87	-	8.70	30	10.00	1.00	1.75	1.52	1.52	
P&T Luxembourg/LuxGSM	Luxembourg	EUR	Post pay	Monthly Bundle	EU or EEA	30.00	-	0.72	-	21.74	30	30.00	1.00	1.50	1.30	1.30	
P&T Luxembourg/LuxGSM	Luxembourg	EUR	Post pay	Monthly Bundle	EU or EEA	60.00	-	0.72	-	43.48	30	60.00	1.00	1.50	1.30	1.30	
P&T Luxembourg/LuxGSM	Luxembourg	EUR	Post pay	Monthly Bundle	EU or EEA	150.00	-	0.58	-	86.96	30	150.00	1.00	1.25	1.09	1.09	
Tango	Luxembourg	EUR	Post pay	Monthly Bundle	EU or EEA	10.00	-	0.85	-	8.52	30	10.00	1.00	2.01	1.75	1.75	
Tango	Luxembourg	EUR	Post pay	Monthly Bundle	EU or EEA	25.00	-	0.72	-	18.00	30	25.00	1.00	1.73	1.50	1.50	
Tango	Luxembourg	EUR	Post pay	Monthly Bundle	EU or EEA	50.00	-	0.70	-	35.00	30	50.00	1.00	1.44	1.25	1.25	
Tango	Luxembourg	EUR	Post pay	Monthly Bundle	EU or EEA	100.00	-	0.60	-	60.00	30	100.00	1.00	1.15	1.00	1.00	
Tango	Luxembourg	EUR	Post pay	Monthly Bundle	EU or EEA	300.00	-	0.40	-	120.00	30	300.00	1.00	0.86	0.75	0.75	
Tango	Luxembourg	EUR	Post pay	Monthly Bundle	EU or EEA	5.00	-	1.00	-	5.00	30	5.00	1.00	2.30	2.00	2.00	
Go	Malta	EUR	Pre pay & post pay	Rate per MB	EU or EEA	1.00	1.44	1.44	-	-	-	-	-	-	-	-	
Melita	Malta	EUR	Pre pay & post pay	Rate per MB	EU or EEA	1.00	2.46	2.46	-	-	-	-	-	-	-	-	
Vodafone	Malta	EUR	Post pay	Rate per MB	EU or EEA	1.00	1.61	1.61	-	-	-	-	-	-	-	-	
Vodafone	Malta	EUR	Pre pay	Rate per MB	EU or EEA	1.00	1.48	1.48	-	-	-	-	-	-	-	-	
KPN	Netherlands	EUR	Post pay	Rate per MB	EU or EEA	1.00	1.47	1.47	-	-	-	-	-	-	-	-	
KPN	Netherlands	EUR	Post pay	Monthly Bundle	EU or EEA	100.00	-	0.08	-	8.40	30	100.00	1.00	0.50	0.42	0.42	
T-Mobile	Netherlands	EUR	Pre pay & post pay	Daily Bundle	EU or EEA	5.00	1.64	0.33	-	-	1	5.00	1.00	2.00	1.68	1.68	
T-Mobile	Netherlands	EUR	Pre pay & post pay	Daily Bundle	EU or EEA	50.00	4.16	0.08	-	-	1	50.00	1.00	2.00	1.68	1.68	
T-Mobile	Netherlands	EUR	Pre pay & post pay	Weekly Bundle	EU or EEA	100.00	-	0.13	-	12.56	7	100.00	-	-	-	-	
T-Mobile	Netherlands	EUR	Post pay	Monthly Bundle	EU or EEA	500.00	-	0.02	-	8.36	30	500.00	-	-	-	-	
T-Mobile	Netherlands	EUR	Post pay	Rate per MB	EU or EEA	1.00	1.68	1.68	-	-	-	-	-	-	-	-	
Vodafone	Netherlands	EUR	Pre pay & post pay	Rate per MB	Combined	1.00	2.34	2.34	-	-	-	-	-	-	-	-	
Vodafone	Netherlands	EUR	Pre pay	Daily Bundle	EU or EEA	20.00	1.68	0.08	-	-	1	20.00	1.00	0.30	0.25	0.25	
Vodafone	Netherlands	EUR	Pre pay	Daily Bundle	EU or EEA	25.00	-	0.34	-	8.40	7	25.00	1.00	1.00	0.84	0.84	
Vodafone	Netherlands	EUR	Post pay	Daily Bundle	EU or EEA	35.00	1.68	0.05	-	-	1	35.00	1.00	0.30	0.25	0.25	
Vodafone	Netherlands	EUR	Post pay	Rate per MB	Combined	1.00	3.18	3.18	-	-	-	-	-	-	-	-	
Vodafone	Netherlands	EUR	Post pay	Monthly Bundle	EU or EEA	1,000.00	-	0.00	-	4.20	30	1,000.00	10.00	0.30	0.25	0.25	
Netcom	Norway	NOK	Pre pay & post pay	Rate per MB	EU or EEA	1.00	3.12	3.12	-	-	-	-	-	-	-	-	
Netcom	Norway	NOK	Pre pay & post pay	Daily Bundle	EU or EEA	20.00	4.05	0.20	-	-	1	20.00	1.00	30.00	24.00	3.12	
Network Norway	Norway	NOK	Pre pay & post pay	Rate per MB	Combined	1.00	1.51	1.51	-	-	-	-	-	-	-	-	
Telenor	Norway	NOK	Pre pay & post pay	Daily Bundle	Combined	1.00	2.60	2.60	-	-	1.00	3.72	46.28	0.00	0.00	0.00	
Telenor	Norway	NOK	Pre pay & post pay	Daily Bundle	Combined	50.00	9.67	0.19	-	-	1.00	50.00	1.00	10.00	8.00	1.04	
Telenor	Norway	NOK	Pre pay & post pay	Daily Bundle	EU or EEA	1.00	2.60	2.60	-	-	1.00	1.96	18.04	0.00	0.00	0.00	
Telenor	Norway	NOK	Pre pay & post pay	Daily Bundle	EU or EEA	20.00	5.09	0.25	-	-	1.00	20.00	1.00	10.00	8.00	1.04	
Era / T-Mobile	Poland	PLN	Pre pay & post pay	Rate per MB	EU or EEA	1.00	1.45	1.45	-	-	-	-	-	-	-	-	
Era / T-Mobile	Poland	PLN	Post pay	Daily Bundle	EU or EEA	4.00	1.61	0.40	-	-	1	4.00	1.00	8.10	6.59	1.45	

Consolidated Raw Data

Operator Tariffs

Operator	Country	Local Currency	Contract Type	Plan type	Partners/ network/ country	Allowance Size (MBs)	Price (EUR ex. VAT)	Price per MB (EUR ex. VAT)	Monthly One Off Fee (EUR ex. VAT)	Rolling Monthly Fee (EUR ex. VAT)	Time limit (days)	Excess Limit (MBs)	Excess Unit (MBs)	Excess Price (LCU in. VAT)	Excess Price (LC ex. VAT)	Excess Price (EUR ex. VAT)	Excess Price per MB (EUR ex. VAT)
Era / T-Mobile	Poland	PLN	Post pay	Daily Bundle	EU or EEA	40.00	10.80	0.27	-	-	1	40.00	1.00	8.10	6.59	1.45	1.45
Era / T-Mobile	Poland	PLN	Post pay	Weekly Bundle	EU or EEA	160.00	-	0.21	-	32.84	7	160.00	1.00	8.10	6.59	1.45	1.45
Era / T-Mobile	Poland	PLN	Post pay	Monthly Bundle	EU or EEA	400.00	-	0.16	-	65.89	30	400.00	1.00	8.10	6.59	1.45	1.45
Orange	Poland	PLN	Post pay	Daily Bundle	EU or EEA	2.00	1.08	0.54	-	-	1	2.00	2.00	6.00	4.88	1.08	0.54
Orange	Poland	PLN	Post pay	Monthly Bundle	EU or EEA	4.00	-	1.60	-	6.39	30	4.00	1.00	20.00	16.26	3.58	3.58
Orange	Poland	PLN	Post pay	Rate per MB	Combined	1.00	7.82	7.82	-	-	-	-	-	-	-	-	-
Orange	Poland	PLN	Post pay	Daily Bundle	EU or EEA	10.00	3.23	0.32	-	-	1	10.00	1.00	20.20	16.42	3.62	3.62
Orange	Poland	PLN	Pre pay & post pay	Rate per MB	EU or EEA	1.00	3.62	3.62	-	-	-	-	-	-	-	-	-
Play	Poland	PLN	Pre pay & post pay	Rate per MB	EU or EEA	1.00	3.58	3.58	-	-	-	-	-	-	-	-	-
Plus	Poland	PLN	Post pay	Rate per MB	EU or EEA	1.00	3.62	3.62	-	-	-	-	-	-	-	-	-
Plus	Poland	PLN	Post pay	Monthly Bundle	EU or EEA	2.00	-	1.76	-	3.53	30	2.00	1.00	20.20	16.42	3.62	3.62
Plus	Poland	PLN	Post pay	Monthly Bundle	EU or EEA	5.00	-	1.54	-	7.71	30	5.00	1.00	20.20	16.42	3.62	3.62
Plus	Poland	PLN	Post pay	Monthly Bundle	EU or EEA	9.00	-	1.32	-	11.90	30	9.00	1.00	20.20	16.42	3.62	3.62
Plus	Poland	PLN	Post pay	Monthly Bundle	EU or EEA	50.00	-	1.10	-	55.10	30	50.00	1.00	20.20	16.42	3.62	3.62
Optimus	Portugal	EUR	Pre pay & post pay	Rate per MB	EU or EEA	1.00	4.26	4.26	-	-	-	-	-	-	-	-	-
TMN	Portugal	EUR	Pre pay & post pay	Rate per MB	EU or EEA	1.00	3.01	3.01	-	-	-	-	-	-	-	-	-
TMN	Portugal	EUR	Post pay	Daily Bundle	EU or EEA	2.00	2.44	1.22	-	-	1	2.00	1.00	1.50	1.22	1.22	1.22
TMN	Portugal	EUR	Post pay	Daily Bundle	EU or EEA	5.00	4.07	0.81	-	-	1	5.00	1.00	1.50	1.22	1.22	1.22
TMN	Portugal	EUR	Post pay	Daily Bundle	EU or EEA	10.00	8.25	0.83	-	-	1	10.00	1.00	3.70	3.01	3.01	3.01
Vodafone	Portugal	EUR	Pre pay & post pay	Rate per MB	EU or EEA	1.00	2.99	2.99	-	-	-	-	-	-	-	-	-
Vodafone	Portugal	EUR	Pre pay & post pay	Daily Bundle	EU or EEA	5.00	4.22	0.84	-	-	1	5.00	1.00	1.04	0.85	0.85	0.85
Vodafone	Portugal	EUR	Pre pay & post pay	Daily Bundle	EU or EEA	25.00	1.63	0.07	-	-	1	25.00	1.00	1.05	0.85	0.85	0.85
Vodafone	Portugal	EUR	Pre pay & post pay	Monthly Bundle	EU or EEA	150.00	-	0.05	-	8.13	30	150.00	1.00	1.05	0.85	0.85	0.85
Cosmote	Romania	EUR	Pre pay & post pay	Rate per MB	EU or EEA	1.00	2.00	2.00	-	-	-	-	-	-	-	-	-
Cosmote	Romania	EUR	Post pay	Weekly Bundle	EU or EEA	25.00	-	0.40	-	10.00	7	25.00	1.00	2.48	2.00	2.00	2.00
Cosmote	Romania	EUR	Post pay	Weekly Bundle	EU or EEA	50.00	-	0.30	-	15.00	7	50.00	1.00	2.48	2.00	2.00	2.00
Cosmote	Romania	EUR	Post pay	Weekly Bundle	EU or EEA	100.00	-	0.25	-	25.00	7	100.00	1.00	2.48	2.00	2.00	2.00
Cosmote	Romania	EUR	Post pay	Daily Bundle	EU or EEA	10.00	2.00	0.20	-	-	1	10.00	1.00	2.48	2.00	2.00	2.00
Cosmote	Romania	EUR	Post pay	Daily Bundle	EU or EEA	50.00	5.00	0.10	-	-	1	50.00	1.00	2.48	2.00	2.00	2.00
Cosmote	Romania	EUR	Post pay	Weekly Bundle	EU or EEA	300.00	-	0.07	-	20.00	7	300.00	-	-	-	-	-
Orange	Romania	EUR	Pre pay	Monthly Bundle	EU or EEA	1.00	-	3.39	-	3.39	30	1.00	1.00	4.00	3.23	3.23	3.23
Orange	Romania	EUR	Pre pay	Monthly Bundle	EU or EEA	2.00	-	0.81	-	1.61	30	2.00	1.00	2.00	1.61	1.61	1.61
Orange	Romania	EUR	Pre pay	Monthly Bundle	EU or EEA	20.00	-	0.60	-	12.10	30	20.00	1.00	4.00	3.23	3.23	3.23
Orange	Romania	EUR	Pre pay & post pay	Rate per MB	EU or EEA	1.00	3.23	3.23	-	-	-	-	-	-	-	-	-
Orange	Romania	EUR	Pre pay & post pay	Daily Bundle	EU or EEA	2.00	1.68	0.84	-	-	1	2.00	1.00	1.04	0.84	0.84	0.84
Orange	Romania	EUR	Pre pay & post pay	Daily Bundle	EU or EEA	2.00	1.68	0.84	-	-	1	2.00	1.00	1.04	0.84	0.84	0.84
Orange	Romania	EUR	Pre pay & post pay	Monthly Bundle	EU or EEA	15.00	-	0.54	-	8.06	30	15.00	1.00	2.00	1.61	1.61	1.61
Orange	Romania	EUR	Pre pay & post pay	Monthly Bundle	EU or EEA	50.00	-	0.32	-	16.13	30	50.00	1.00	2.00	1.61	1.61	1.61
Orange	Romania	EUR	Pre pay & post pay	Daily Bundle	EU or EEA	60.00	15.00	0.25	-	-	2	60.00	1.00	4.00	3.23	3.23	3.23
Orange	Romania	EUR	Pre pay & post pay	Monthly Bundle	EU or EEA	150.00	-	0.19	-	28.23	30	150.00	1.00	0.23	0.19	0.19	0.19
Vodafone	Romania	EUR	Pre pay & post pay	Daily Bundle	Combined	5.00	2.60	0.52	-	-	1	5.00	1.00	1.24	1.00	1.00	1.00
Vodafone	Romania	EUR	Pre pay & post pay	Weekly Bundle	EU or EEA	25.00	-	0.40	-	10.00	7	25.00	1.00	1.24	1.00	1.00	1.00
Vodafone	Romania	EUR	Pre pay & post pay	Daily Bundle	Combined	1.00	1.00	1.00	-	-	1	1.00	5.00	3.22	2.60	2.60	0.52
Vodafone	Romania	EUR	Post pay	Monthly Bundle	EU or EEA	500.00	-	0.04	-	19.68	30	500.00	1.00	1.24	1.24	1.24	1.24
Vodafone	Romania	EUR	Post pay	Monthly Bundle	EU or EEA	1,000.00	-	0.04	-	36.80	30	1,000.00	1.00	1.24	1.24	1.24	1.24
Vodafone	Romania	EUR	Post pay	Rate per MB	Combined	1.00	2.00	2.00	-	-	-	-	-	-	-	-	-
Vodafone	Romania	EUR	Pre pay & post pay	Rate per MB	EU or EEA	1.00	6.20	6.20	-	-	-	-	-	-	-	-	-
O2	Slovakia	EUR	Pre pay & post pay	Rate per MB	EU or EEA	1.00	1.67	1.67	-	-	-	-	-	-	-	-	-
Orange	Slovakia	EUR	Pre pay	Rate per MB	Combined	1.00	1.05	1.05	6.66	-	-	-	-	-	-	-	-
Orange	Slovakia	EUR	Post pay	Rate per MB	Combined	1.00	0.69	0.69	6.66	-	-	-	-	-	-	-	-

Consolidated Raw Data

Operator Tariffs

Operator	Country	Local Currency	Contract Type	Plan type	Partners/ network/ country	Allowance Size (MBs)	Price (EUR ex. VAT)	Price per MB (EUR ex. VAT)	Monthly One Off Fee (EUR ex. VAT)	Rolling Monthly Fee (EUR ex. VAT)	Time limit (days)	Excess Limit (MBs)	Excess Unit (MBs)	Excess Price (LCU in. VAT)	Excess Price (LC ex. VAT)	Excess Price (EUR ex. VAT)	Excess Price per MB (EUR ex. VAT)
Orange	Slovakia	EUR	Post pay	Rate per MB	Combined	1.00	0.14	0.14	2.42	-	-	-	-	-	-	-	-
Orange	Slovakia	EUR	Pre pay	Monthly Bundle	EU or EEA	2.00	-	0.83	-	1.67	30	2.00	1.00	1.99	1.66	1.66	1.66
Orange	Slovakia	EUR	Post pay	Rate per MB	EU or EEA	1.00	3.17	3.17	-	-	-	-	-	-	-	-	-
Orange	Slovakia	EUR	Pre pay	Rate per MB	EU or EEA	1.00	4.95	4.95	-	-	-	-	-	-	-	-	-
T Mobile	Slovakia	EUR	Pre pay & post pay	Rate per MB	EU or EEA	1.00	2.20	2.20	-	-	-	-	-	-	-	-	-
T Mobile	Slovakia	EUR	Post pay	Daily Bundle	EU or EEA	5.00	3.33	0.67	-	-	1	5.00	1.00	2.65	2.20	2.20	2.20
T Mobile	Slovakia	EUR	Post pay	Weekly Bundle	EU or EEA	20.00	-	0.38	-	7.50	7	20.00	1.00	2.65	2.20	2.20	2.20
T Mobile	Slovakia	EUR	Post pay	Weekly Bundle	EU or EEA	80.00	-	0.22	-	17.50	7	80.00	1.00	2.65	2.20	2.20	2.20
Mobitel	Slovenia	EUR	Post pay	Monthly Bundle	EU or EEA	10.00	-	1.25	8.33	12.50	30	10.00	1.00	2.00	1.67	1.67	1.67
Mobitel	Slovenia	EUR	Pre pay & post pay	Rate per MB	EU or EEA	1.00	1.67	1.67	-	-	-	-	-	-	-	-	-
Mobitel	Slovenia	EUR	Post pay	Monthly Bundle	EU or EEA	30.00	-	0.83	8.33	25.00	30	30.00	1.00	2.00	1.67	1.67	1.67
Mobitel	Slovenia	EUR	Post pay	Monthly Bundle	EU or EEA	100.00	-	0.58	8.33	58.33	30	100.00	1.00	2.00	1.67	1.67	1.67
Si.Mobil	Slovenia	EUR	Post pay	Rate per MB	Combined	1.00	3.50	3.50	1.67	-	-	-	-	-	-	-	-
Si.Mobil	Slovenia	EUR	Post pay	Rate per MB	Combined	1.00	5.83	5.83	-	-	-	-	-	-	-	-	-
Si.Mobil	Slovenia	EUR	Pre pay	Rate per MB	EU or EEA	1.00	7.92	7.92	-	-	-	-	-	-	-	-	-
Si.Mobil	Slovenia	EUR	Post pay	Daily Bundle	Combined	10.00	10.33	1.03	-	-	1	10.00	1.00	4.20	3.50	3.50	3.50
Si.Mobil	Slovenia	EUR	Post pay	Monthly Bundle	Combined	15.00	-	1.37	-	20.50	30	15.00	1.00	4.20	3.50	3.50	3.50
Si.Mobil	Slovenia	EUR	Post pay	Weekly Bundle	Combined	30.00	-	1.12	-	33.67	7	30.00	1.00	4.20	3.50	3.50	3.50
Si.Mobil	Slovenia	EUR	Post pay	Monthly Bundle	Combined	60.00	-	1.14	-	68.67	30	60.00	1.00	4.20	3.50	3.50	3.50
Si.Mobil	Slovenia	EUR	Post pay	Monthly Bundle	Combined	180.00	-	0.98	-	176.00	30	180.00	1.00	4.20	3.50	3.50	3.50
Movistar (Telefonica)	Spain	EUR	Pre pay	Rate per MB	EU or EEA	1.00	10.00	10.00	-	-	-	-	-	-	-	-	-
Movistar (Telefonica)	Spain	EUR	Post pay	Daily Bundle	EU or EEA	10.00	3.90	0.39	-	-	1	10.00	10.00	3.90	3.90	3.90	0.39
Movistar (Telefonica)	Spain	EUR	Post pay	Daily Bundle	EU or EEA	50.00	12.00	0.24	-	-	1	50.00	50.00	12.00	12.00	12.00	0.24
Movistar (Telefonica)	Spain	EUR	Post pay	Monthly Bundle	EU or EEA	50.00	-	0.30	-	15.00	30	50.00	1.00	1.00	1.00	1.00	1.00
Movistar (Telefonica)	Spain	EUR	Post pay	Monthly Bundle	EU or EEA	200.00	-	0.25	-	50.00	30	200.00	1.00	1.00	1.00	1.00	1.00
Orange	Spain	EUR	Pre pay & post pay	Daily Bundle	EU or EEA	10.00	2.50	0.25	-	-	1	10.00	10.00	2.50	2.50	2.50	0.25
Orange	Spain	EUR	Pre pay & post pay	Daily Bundle	EU or EEA	2.00	2.00	1.00	-	-	1	2.00	2.00	2.00	2.00	2.00	1.00
Orange	Spain	EUR	Pre pay & post pay	Daily Bundle	EU or EEA	10.00	10.00	1.00	-	-	1	10.00	10.00	10.00	10.00	10.00	1.00
Orange	Spain	EUR	Post pay	Monthly Bundle	EU or EEA	100.00	-	0.60	-	60.00	30	100.00	10.00	10.00	10.00	10.00	1.00
Vodafone	Spain	EUR	Post pay	Daily Bundle	EU or EEA	19.00	3.68	0.19	-	-	1	19.00	19.00	1.99	1.99	1.99	0.10
Vodafone	Spain	EUR	Pre pay	Daily Bundle	EU or EEA	9.00	4.68	0.52	-	-	1	9.00	9.00	2.99	2.99	2.99	0.33
Vodafone	Spain	EUR	Pre pay & post pay	Daily Bundle	EU or EEA	5.00	4.24	0.85	-	-	1	5.00	5.00	4.24	4.24	4.24	0.85
Vodafone	Spain	EUR	Post pay	Monthly Bundle	EU or EEA	50.00	-	0.30	-	15.00	30	50.00	5.00	4.24	4.24	4.24	0.85
Vodafone	Spain	EUR	Post pay	Monthly Bundle	EU or EEA	250.00	-	0.16	-	39.00	30	250.00	5.00	4.24	4.24	4.24	0.85
Vodafone	Spain	EUR	Post pay	Monthly Bundle	EU or EEA	150.00	-	0.13	-	19.90	30	150.00	5.00	4.24	4.24	4.24	0.85
Vodafone	Spain	EUR	Pre pay & post pay	Daily Bundle	EU or EEA	1.00	0.80	0.80	-	-	1	1.00	1.00	1.02	1.02	1.02	1.02
Yoigo	Spain	EUR	Pre pay & post pay	Rate per MB	EU or EEA	1.00	3.00	3.00	-	-	-	-	-	-	-	-	-
3	Sweden	SEK	Post pay	Rate per MB	EU or EEA	1.00	0.53	0.53	2.57	-	-	-	-	-	-	-	-
3	Sweden	SEK	Post pay	Rate per MB	Combined	1.00	2.04	2.04	-	-	-	-	-	-	-	-	-
Tele2	Sweden	SEK	Pre pay & post pay	Rate per MB	EU or EEA	1.00	2.22	2.22	-	-	-	-	-	-	-	-	-
Telenor	Sweden	SEK	Post pay	Daily Bundle	Combined	50.00	18.27	0.37	-	-	1	50.00	1.00	30.50	24.40	2.71	2.71
Telenor	Sweden	SEK	Post pay	Daily Bundle	EU or EEA	10.00	4.35	0.43	-	-	1	10.00	1.00	32.50	26.00	2.88	2.88
Telenor	Sweden	SEK	Pre pay	Rate per MB	Combined	1.00	2.71	2.71	-	-	-	-	-	-	-	-	-
Telia	Sweden	SEK	Pre pay & post pay	Daily Bundle	EU or EEA	20.00	2.57	0.13	-	-	1	20.00	20.00	29.00	23.20	2.57	0.13
Telia	Sweden	SEK	Pre pay & post pay	Daily Bundle	EU or EEA	1.00	0.89	0.89	-	-	-	2.90	17.10	0.00	0.00	0.00	0.00
Telia	Sweden	SEK	Pre pay & post pay	Rate per MB	EU or EEA	1.00	2.57	2.57	-	-	-	-	-	-	-	-	-
Orange	Switzerland	CHF	Post pay	Rate per MB	EU or EEA	1.00	5.99	5.99	-	-	-	-	-	-	-	-	-
Orange	Switzerland	CHF	Post pay	Monthly Bundle	EU or EEA	5.00	-	3.00	-	14.98	30	5.00	1.00	4.00	3.70	3.00	3.00
Orange	Switzerland	CHF	Post pay	Monthly Bundle	EU or EEA	50.00	-	1.50	-	74.88	30	50.00	1.00	4.00	3.70	3.00	3.00
Orange	Switzerland	CHF	Post pay	Monthly Bundle	EU or EEA	100.00	-	1.12	-	112.33	30	100.00	1.00	4.00	3.70	3.00	3.00
Orange	Switzerland	CHF	Pre pay	Rate per MB	EU or EEA	1.00	11.23	11.23	-	-	-	-	-	-	-	-	-

Consolidated Raw Data

Operator Tariffs

Operator	Country	Local Currency	Contract Type	Plan type	Partners/ network/ country	Allowance Size (MBs)	Price (EUR ex. VAT)	Price per MB (EUR ex. VAT)	Monthly One Off Fee (EUR ex. VAT)	Rolling Monthly Fee (EUR ex. VAT)	Time limit (days)	Excess Limit (MBs)	Excess Unit (MBs)	Excess Price (LCU in. VAT)	Excess Price (LC ex. VAT)	Excess Price (EUR ex. VAT)	Excess Price per MB (EUR ex. VAT)
Orange	Switzerland	CHF	Post pay	Daily Bundle	EU or EEA	2.00	3.00	1.50	-	-	1	2.00	1.00	2.00	1.85	1.50	1.50
Orange	Switzerland	CHF	Post pay	Daily Bundle	EU or EEA	10.00	7.49	0.75	-	-	1	10.00	1.00	2.00	1.85	1.50	1.50
Orange	Switzerland	CHF	Post pay	Daily Bundle	EU or EEA	50.00	18.72	0.37	-	-	1	50.00	1.00	2.00	1.85	1.50	1.50
Sunrise	Switzerland	CHF	Post pay	Rate per MB	EU or EEA	1.00	3.29	3.29	3.74	-	-	-	-	-	-	-	-
Sunrise	Switzerland	CHF	Pre pay & post pay	Rate per MB	EU or EEA	1.00	11.68	11.68	-	-	-	-	-	-	-	-	-
Swisscom	Switzerland	CHF	Post pay	Daily Bundle	EU or EEA	50.00	17.97	0.36	-	-	1	50.00	5.00	7.00	6.48	5.24	1.05
Swisscom	Switzerland	CHF	Post pay	Daily Bundle	EU or EEA	50.00	17.97	0.36	-	-	1	50.00	50.00	24.00	22.22	17.97	0.36
Swisscom	Switzerland	CHF	Post pay	Monthly Bundle	EU or EEA	200.00	55.41	0.28	-	-	30	200.00	5.00	7.00	6.48	5.24	1.05
Swisscom	Switzerland	CHF	Post pay	Monthly Bundle	EU or EEA	200.00	55.41	0.28	-	-	30	200.00	200.00	74.00	68.52	55.41	0.28
Swisscom	Switzerland	CHF	Post pay	Daily Bundle	EU or EEA	5.00	5.24	1.05	-	-	1	5.00	5.00	7.00	6.48	5.24	1.05
Swisscom	Switzerland	CHF	Post pay	Daily Bundle	EU or EEA	10.00	5.24	0.52	6.74	-	1	10.00	10.00	7.00	6.48	5.24	0.52
Swisscom	Switzerland	CHF	Pre pay	Rate per MB	EU or EEA	1.00	7.49	7.49	-	-	-	-	-	-	-	-	-
Swisscom	Switzerland	CHF	Pre pay	Rate per MB	EU or EEA	1.00	1.50	1.50	6.74	-	-	-	-	-	-	-	-
3 (United Kingdom)	United Kingdom	GBP	Pre pay & post pay	Rate per MB	EU or EEA	1.00	1.25	1.25	-	-	-	-	-	-	-	-	-
O2	United Kingdom	GBP	Post pay	Rate per MB	EU or EEA	1.00	2.99	2.99	-	-	-	-	-	-	-	-	-
O2	United Kingdom	GBP	Post pay	Daily Bundle	EU or EEA	15.00	1.46	0.10	-	-	1	15.00	15.00	1.50	1.25	1.46	0.10
O2	United Kingdom	GBP	Pre pay	Rate per MB	EU or EEA	1.00	2.92	2.92	-	-	-	-	-	-	-	-	-
O2	United Kingdom	GBP	Post pay	Monthly Bundle	EU or EEA	200.00	-	0.58	-	117.00	30	200.00	1.00	3.07	2.56	2.99	2.99
O2	United Kingdom	GBP	Post pay	Monthly Bundle	EU or EEA	50.00	-	0.78	-	39.00	30	50.00	1.00	3.07	2.56	2.99	2.99
Orange	United Kingdom	GBP	Post pay	Rate per MB	EU or EEA	1.00	2.99	2.99	-	-	-	-	-	-	-	-	-
Orange	United Kingdom	GBP	Pre pay	Rate per MB	EU or EEA	1.00	3.90	3.90	-	-	-	-	-	-	-	-	-
Orange	United Kingdom	GBP	Post pay	Monthly Bundle	EU or EEA	30.00	-	0.49	-	14.62	30	30.00	1.00	3.07	2.56	2.99	2.99
Orange	United Kingdom	GBP	Post pay	Monthly Bundle	EU or EEA	150.00	-	0.32	-	48.75	30	150.00	1.00	3.07	2.56	2.99	2.99
Orange	United Kingdom	GBP	Post pay	Monthly Bundle	EU or EEA	500.00	-	0.29	-	146.25	30	500.00	1.00	3.07	2.56	2.99	2.99
Orange	United Kingdom	GBP	Post pay	Daily Bundle	EU or EEA	30.00	2.92	0.10	-	-	1	30.00	1.00	3.07	2.56	2.99	2.99
Orange	United Kingdom	GBP	Pre pay	Monthly Bundle	EU or EEA	4.00	-	1.22	-	4.87	30	4.00	1.00	1.25	1.04	1.22	1.22
T-Mobile	United Kingdom	GBP	Pre pay & post pay	Daily Bundle	EU or EEA	3.00	0.97	0.32	-	-	1	3.00	1.00	1.50	1.25	1.46	1.46
T-Mobile	United Kingdom	GBP	Pre pay & post pay	Weekly Bundle	EU or EEA	20.00	-	0.24	-	4.87	7	20.00	1.00	1.50	1.25	1.46	1.46
T-Mobile	United Kingdom	GBP	Pre pay & post pay	Monthly Bundle	EU or EEA	50.00	-	0.19	-	9.75	30	50.00	1.00	1.50	1.25	1.46	1.46
T-Mobile	United Kingdom	GBP	Post pay	Rate per MB	EU or EEA	1.00	1.49	1.49	-	-	-	-	-	-	-	-	-
T-Mobile	United Kingdom	GBP	Pre pay	Rate per MB	EU or EEA	1.00	1.46	1.46	-	-	-	-	-	-	-	-	-
T-Mobile	United Kingdom	GBP	Pre pay & post pay	Monthly Bundle	EU or EEA	200.00	-	0.19	-	39.00	30	200.00	1.00	1.50	1.25	1.46	1.46
Vodafone	United Kingdom	GBP	Pre pay & post pay	Daily Bundle	EU or EEA	25.00	1.95	0.08	-	-	1	25.00	5.00	5.00	4.17	4.87	0.97
Vodafone	United Kingdom	GBP	Pre pay & post pay	Rate per MB	EU or EEA	1.00	0.97	0.97	-	-	-	5.00	5.00	5.00	4.17	4.87	0.97
Vodafone	United Kingdom	GBP	Post pay	Monthly Bundle	EU or EEA	175.00	-	0.01	-	2.44	7	175.00	5.00	5.00	4.17	4.87	0.97
Vodafone	United Kingdom	GBP	Post pay	Monthly Bundle	EU or EEA	350.00	-	0.01	-	4.87	14	350.00	5.00	5.00	4.17	4.87	0.97
Vodafone	United Kingdom	GBP	Post pay	Monthly Bundle	EU or EEA	525.00	-	0.01	-	7.31	21	525.00	5.00	5.00	4.17	4.87	0.97
Vodafone	United Kingdom	GBP	Post pay	Monthly Bundle	EU or EEA	750.00	-	0.01	-	9.75	30	750.00	5.00	5.00	4.17	4.87	0.97