

Mobile Economy Sub-Saharan Africa

UNIQUE MOBILE SUBSCRIBERS



2019 477m 2025 614m

2019-2025
CAGR: 4.3%



MOBILE INTERNET USERS



2019 272m 2025 475m

2019-2025
CAGR: 9.7%



SIM CONNECTIONS

Excluding licensed cellular IoT



2019 816m 2025 1.05bn

2019-2025
CAGR: 4.3%



OPERATOR REVENUES AND INVESTMENT

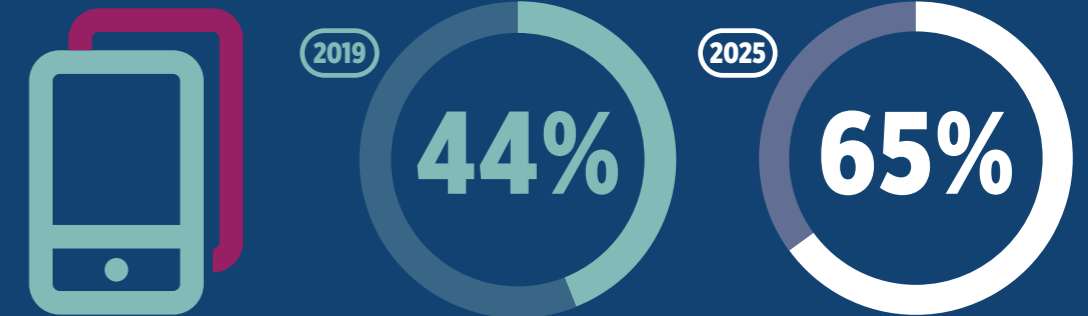


2019 Operator revenues \$44.3bn 2025 Operator revenues \$48.7bn

Operator capex of \$52 billion for the period 2019-2025

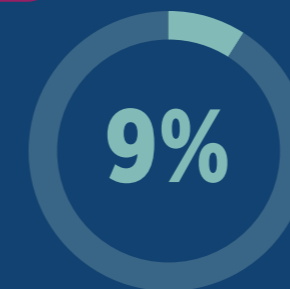
SMARTPHONES

% of total connections
Excluding licensed cellular IoT



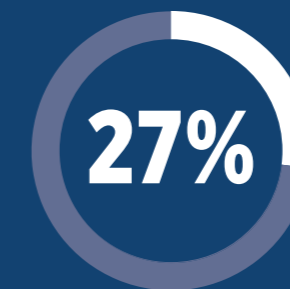
4G

2019



of total connections

2025



Excluding licensed cellular IoT

5G

2025



30m connections

3%

of total connections
Excluding licensed cellular IoT

MOBILE INDUSTRY CONTRIBUTION TO GDP



2019

\$155bn

2024

\$184bn



PUBLIC FUNDING

2019



\$17bn

Mobile ecosystem contribution to public funding

(before regulatory and spectrum fees)

EMPLOYMENT

2019



650,000

Jobs formally supported by the mobile ecosystem

+1.4m informal jobs