

# Mobile Economy North America

## UNIQUE MOBILE SUBSCRIBERS



2019-2025  
CAGR: 0.9%

2019

324m



Penetration Rate  
(% of population)

2025

342m



## MOBILE INTERNET USERS



2019-2025  
CAGR: 1.8%

2019

290m



Penetration Rate  
(% of population)

2025

323m



## SIM CONNECTIONS

Excluding licensed cellular IoT



2019-2025  
CAGR: 0.9%

2019

403m



Penetration Rate  
(% of population)

2025

426m



## OPERATOR REVENUES AND INVESTMENT



2019

Operator revenues

\$277bn

Operator capex of \$337 billion for the period 2019–2025

2025

Operator revenues

\$294bn

## INTERNET OF THINGS



2019

2.8bn

Total connections

2025

5.1bn

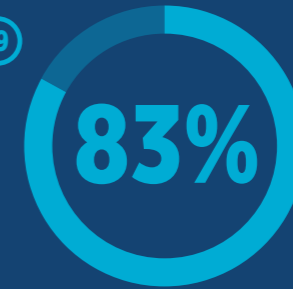
Total connections

## SMARTPHONES

% of total connections  
Excluding licensed cellular IoT



2019

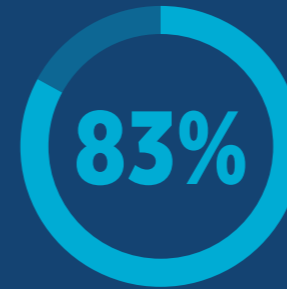


2025

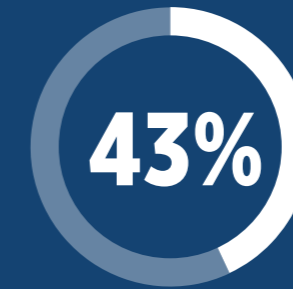


4G

2019



2025



of total connections  
Excluding licensed cellular IoT

5G

2019



2025



of total connections  
Excluding licensed cellular IoT

## PUBLIC FUNDING



2019

\$98bn

Mobile ecosystem contribution to public funding

(before regulatory and spectrum fees)

## MOBILE INDUSTRY CONTRIBUTION TO GDP



2019

\$1.01tn



## EMPLOYMENT

2019

800,000

jobs directly supported  
by the mobile ecosystem

+1.3m indirect jobs