

Mobile Economy Russia & CIS

UNIQUE MOBILE SUBSCRIBERS



2019 237m 2025 **244m**



SIM CONNECTIONS

Excluding licensed cellular IoT



2019 410m 2025 **389m**

2019-2025 CAGR: -0.9%



OPERATOR REVENUES AND INVESTMENT



2019 Operator revenues \$22.7bn 2025 Operator revenues **\$22.0bn**

Operator capex of \$25.3 billion for the period 2020-2025

INTERNET OF THINGS

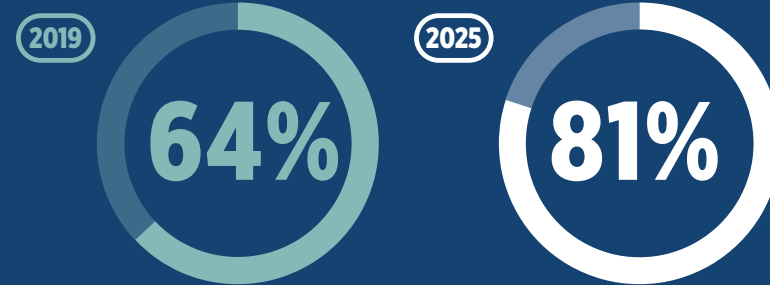


2019 398m 2025 **727m**

Total connections Total connections

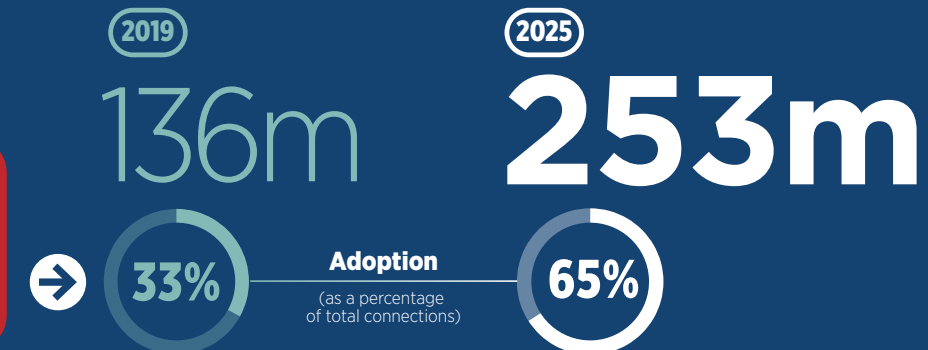
SMARTPHONE ADOPTION

% of total connections
Excluding licensed cellular IoT

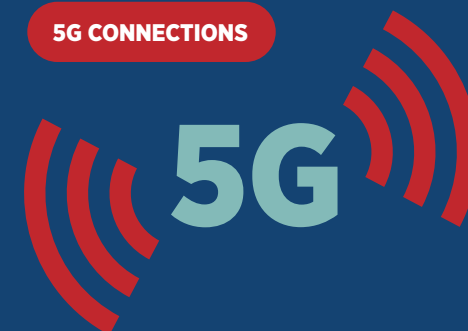


4G CONNECTIONS


Excluding licensed cellular IoT



5G CONNECTIONS



PUBLIC FUNDING



2019 **\$14bn**

Mobile ecosystem contribution to public funding (before regulatory and spectrum fees)

MOBILE INDUSTRY CONTRIBUTION TO GDP



2019 **\$137bn** 6.1% of GDP

EMPLOYMENT



2019 **521,000** jobs directly supported by the mobile ecosystem
+312,000 indirect jobs