

Mobile Economy Latin America

UNIQUE MOBILE SUBSCRIBERS



2019 428m 2025 484m

2019-2025 CAGR: 2.1%



MOBILE INTERNET USERS



2019 343m 2025 423m

2019-2025 CAGR: 3.6%



SIM CONNECTIONS

Excluding licensed cellular IoT



2019 638m 2025 666m

2019-2025 CAGR: 0.7%

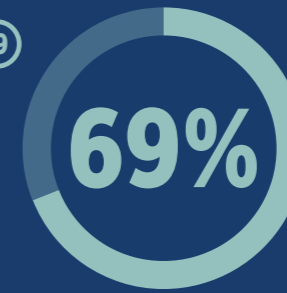


SMARTPHONES

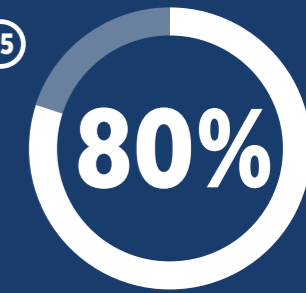
% of total connections
Excluding licensed cellular IoT



2019

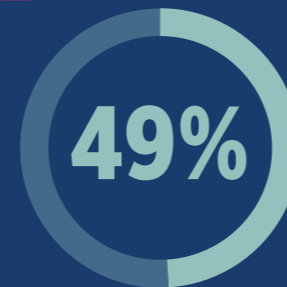


2025

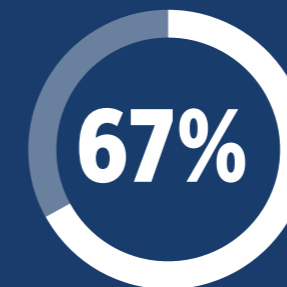


4G

2019



2025



of total connections
Excluding licensed cellular IoT

5G

2025



62m connections

9%

of total connections
Excluding licensed cellular IoT

OPERATOR REVENUES AND INVESTMENT

2019

Operator revenues



\$58.8bn

2025

Operator revenues

\$62.7bn

Operator capex of \$99 billion for the period 2019-2025

PUBLIC FUNDING

2019



\$333bn

Mobile ecosystem contribution to public funding
(before regulatory and spectrum fees)

MOBILE INDUSTRY CONTRIBUTION TO GDP

2019

\$421bn



7% of GDP

EMPLOYMENT

2019

620,000

jobs directly supported by the mobile ecosystem

+810,000 indirect jobs

