

The Mobile Economy North America

Unique mobile subscribers



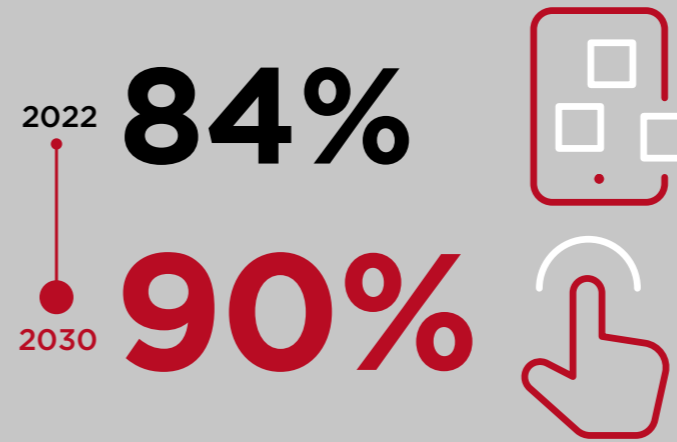
Penetration rate
Percentage of population




CAGR 2022-2030 **0.9%**

Smartphones

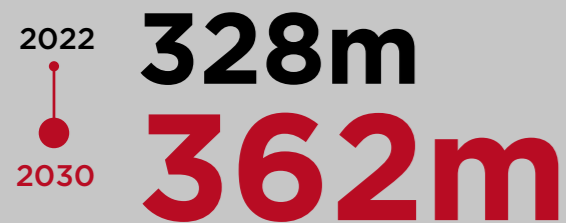
Percentage of connections (excluding licensed cellular IoT)



Licensed cellular IoT connections



Mobile internet users



Penetration rate
Percentage of population



CAGR 2022-2030 **1.2%**

Operator revenues and investment



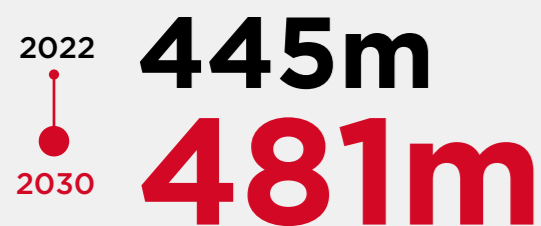
Total revenues

Operator capex



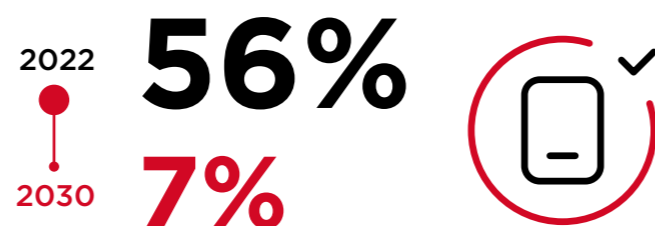
SIM connections

(excluding licensed cellular IoT)



4G

Percentage of connections (excluding licensed cellular IoT)



Mobile industry contribution to GDP



Public funding



Mobile ecosystem contribution to public funding (before regulatory and spectrum fees)

Penetration rate
Percentage of population



CAGR 2022-2030 **1%**



5G

Percentage of connections (excluding licensed cellular IoT)



Employment

1 million jobs

Directly supported by the mobile ecosystem in 2022

