



SGP.33-1 eSIM IoT Test Specification for the eUICC
Version 1.2
27 January 2025

Security Classification: Non-confidential

Access to and distribution of this document is restricted to the persons permitted by the security classification. This document is subject to copyright protection. This document is to be used only for the purposes for which it has been supplied and information contained in it must not be disclosed or in any other way made available, in whole or in part, to persons other than those permitted under the security classification without the prior written approval of the Association.

Copyright Notice

Copyright © 2025 GSM Association

Disclaimer

The GSM Association ("Association") makes no representation, warranty or undertaking (express or implied) with respect to and does not accept any responsibility for, and hereby disclaims liability for the accuracy or completeness or timeliness of the information contained in this document. The information contained in this document may be subject to change without prior notice.

Compliance Notice

The information contain herein is in full compliance with the GSM Association's antitrust compliance policy.

This Permanent Reference Document is classified by GSMA as an Industry Specification, as such it has been developed and is maintained by GSMA in accordance with the provisions set out in GSMA AA.35 - Procedures for Industry Specifications.

Table of Contents

1	Introduction	5
1.1	Overview	5
1.2	Scope	5
1.3	Definition of Terms	5
1.4	Abbreviations	6
1.5	Document Cross-references	6
1.6	Conventions	8
2	Testing Rules	8
2.1	Applicability	8
2.1.1	Format of the Optional Features Table	8
2.1.2	Format of the Applicability Table	8
2.1.3	Applicability and Notations	8
2.1.4	Optional Features Table	9
2.1.5	Applicability Table	9
2.2	General Consideration	14
2.2.1	Test Case Definition	14
2.2.2	Test Cases Format	14
2.2.3	General Rules for eUICC Testing	19
3	Testing Architecture	20
3.1	Testing Scope	20
3.2	Testing Execution	22
3.2.1	eUICC - Test Environment	23
3.2.2	Integrated eUICC – Test Environment	23
3.2.3	IP Ae - Test Environment	24
4	Interface Compliance Testing	25
4.1	General Overview	25
4.2	eUICC Interfaces	25
4.2.1	ATR and ISD-R Selection	25
4.2.2	ES6 (Operator -- eUICC): UpdateMetadata	26
4.2.3	ES8+ (SM-DP+ -- eUICC): InitialiseSecureChannel	28
4.2.4	ES8+ (SM-DP+ -- eUICC): ConfigureISDP	29
4.2.5	ES8+ (SM-DP+ -- eUICC): StoreMetadata	29
4.2.6	ES8+ (SM-DP+ -- eUICC): ReplaceSessionKeys	31
4.2.7	ES8+ (SM-DP+ -- eUICC): LoadProfileElements	32
4.2.8	ES10a (IPA -- eUICC): GetEuiccConfiguredAddresses	33
4.2.9	ES10a (IPA -- eUICC): SetDefaultDPAddress	34
4.2.10	ES10b (IPA -- eUICC): PrepareDownload	35
4.2.11	ES10b (IPA -- eUICC): LoadBoundProfilePackage	37
4.2.12	ES10b (LPA -- eUICC): GetEUICCChallenge	39
4.2.13	ES10b (IPA -- eUICC): GetEUICCInfo	40
4.2.14	VOID	40
4.2.15	ES10b (IPA -- eUICC): RetrieveNotificationsList	40

4.2.16	ES10b (IPA -- eUICC): RemoveNotificationFromList	47
4.2.17	VOID	54
4.2.18	ES10b (IPA -- eUICC): AuthenticateServer	54
4.2.19	ES10b (LPA -- eUICC): CancelSession	57
4.2.20	ES10b (LPA -- eUICC): eUICCMemoryReset	60
4.2.21	ES10b (LPA -- eUICC): GetEID	63
4.2.22	ES10b (LPA -- eUICC): GetRAT	64
4.2.23	ES10b (LPA -- eUICC): GetProfilesInfo	65
4.2.24	ES10b(IPA – eUICC) LoadEUICCPackage	72
4.2.25	ES10b (IPA -- eUICC): AddInitialEim	75
4.2.26	ES10b (IPA -- eUICC): GetCerts	77
4.2.27	ES10b (IPA -- eUICC): ImmediateEnable	79
4.2.28	ES10b (IPA -- eUICC): ProfileRollback	82
4.2.29	ES10b (IPA -- eUICC): ConfigureImmediateProfileEnabling	91
4.2.30	ES10b (IPA -- eUICC): GetEimConfigurationData	94
4.2.31	ESep (eIM -- eUICC): eUICC Package with single PSMO command: Enable	96
4.2.32	ESep (eIM -- eUICC): eUICC Package with single PSMO command: Disable	103
4.2.33	ESep (eIM -- eUICC): eUICC Package with single PSMO command: Delete	109
4.2.34	ESep (eIM -- eUICC): eUICC Package with single PSMO command: ListProfileInfo	112
4.2.35	ESep (eIM -- eUICC): eUICC Package with single PSMO command: GetRat	118
4.2.36	ESep (eIM -- eUICC): eUICC Package with single eCO command: AddEim	119
4.2.37	ESep (eIM -- eUICC): eUICC Package with single eCO command: UpdateEim	122
4.2.38	ESep (eIM -- eUICC): eUICC Package with single eCO command: DeleteEim	126
4.2.39	ESep (eIM -- eUICC): eUICC Package with single eCO command: ListEim	129
4.3	IPAE Interfaces	130
4.3.1	ES9+ (IPAE -- SM-DP+): InitiateAuthentication	130
4.3.2	ES9+ (IPAE -- SM-DP+): GetBoundProfilePackage	132
4.3.3	ES9+ (IPAE -- SM-DP+): AuthenticateClient	134
4.3.4	ES9+ (IPAE – SM-DP+): HandleNotification	137
4.3.5	ES9+ (IPAE – SM-DP+): CancelSession	139
4.3.6	ES9+ (IPAE – SM-DP+): HTTPS	140
4.3.7	ES11 (IPAE – SM-DS): InitiateAuthentication	141
4.3.8	ES11 (IPAE – SM-DS): AuthenticateClient	143
4.3.9	ES11 (IPAE -- SM-DS): HTTPS	144
5	Procedure - Behaviour Testing	146
5.1	General Overview	146

7 External Test Specifications	146
7.1 TCA eUICC Profile Package Test Specification	146
Annex A Constants	147
A.1 Generic Constants	147
A.2 Test Certificates and Test Keys	150
Annex B Dynamic Content	152
Annex C Methods And Procedures	154
C.1 Methods	154
C.2 Procedures	173
Annex D Commands And Responses	174
D.1 ES10x Requests And Responses	174
D.1.1 ES10x Requests	174
D.1.2 ES10x Responses	175
D.2 APDU	184
D.2.1 APDU Commands	184
D.2.2 R-APDU Chaining	184
D.3 ESep Requests And Responses	185
D.3.1 ESep Responses	185
Annex E Profiles	190
Annex F IUT Settings	190
F.1 eUICC Settings	190
F.2 Common Settings	190
Annex G Initial States	191
G.1 eUICC	191
G.1.1 Common Initial States	191
G.1.2 For eUICC supporting NIST P-256	191
G.1.3 For eUICC supporting BrainpoolP256r1	192
G.1.4 With default RAT configuration	192
G.1.5 With Additional PPARs in the RAT	192
G.1.6 Clean-up procedure	192
Annex J Integrated eUICC Testing (Normative)	194
Annex K Document Management	197
J.1 Document History	197
J.2 Other Information	202

1 Introduction

1.1 Overview

The main aim of the eSIM IoT specifications [2] & [3] is to provide solution for the Remote SIM Provisioning of IoT Devices.

This Test Plan provides a set of test cases to be used for testing the implementations of the provisioning system specifications documents [2] & [3]. This document offers to the involved entities an unified test strategy and ensures interoperability between different implementations.

1.2 Scope

This document is intended for:

- Parties which develop test tools and platforms
- Vendors (Device and eUICC Manufacturers, SM-DP+ and SM-DS Providers)
- Operators

The Test Plan consists of a set of relevant test cases for testing the eUICC. The Implementations Under Test (IUT) are:

- the eUICC

The testing scopes developed in this document are:

- Interface compliance testing: Test cases to verify the compliance of the interfaces within the system.
- System behaviour testing: Test cases to verify the functional behaviour of the system.

Each test case specified within this Test Plan refers to one or more requirements.

The Test Plan contains test cases for the following versions of SGP.22 and SGP.32:

- GSMA RSP Technical Specification [4]
- GSMA IoT eSIM Technical Specification [3]

This document includes an applicability table providing an indication whether test cases are relevant for a specific entity.

1.3 Definition of Terms

In addition to the terms which are defined below, the terms defined in SGP.22 [4] and SGP.32 [3] also apply

Term	Description
Integrated eUICC Test Interface	An external interface provided by its manufacturer for the purpose of testing eUICC functionality.
Test Plan	Current document describing the test cases that allow the eUICC to be tested.

1.4 Abbreviations

In addition to the abbreviations which are defined below, the abbreviations defined in SGP.22 [4] and SGP.32 [3] also apply

Abbreviation	Description
APDU	Application Protocol Data Unit
ATR	Answer To Reset
C-APDU	Command APDU
CCID	(USB) Chip Card Interface Device
DER TLV	Distinguished Encoding Rules - Tag Length Value
FCP	File Control Parameters
HW	Hardware
IUT	Implementation Under Test
KVN	Key Version Number
OCE	Off-Card Entity
OS	Operating System
PIR	Profile Installation Result
POR	Proof Of Receipt
R-APDU	Response APDU
SoC	System on a Chip
SP	Service Provider
SSD	Supplemental Security Domain
USB	Universal Serial Bus

1.5 Document Cross-references

Ref	Document Number	Title
[1]	AA.35	Procedures for Industry Specification version 4.0
[2]	SGP.31	eSIM IoT Architecture and Requirement Specification Version 1.2
[3]	SGP.32	eSIM IoT Technical Specification Version 1.2
[4]	SGP.22	RSP Technical Specification V2.5
[5]	SGP.21	RSP Architecture V2.5
[6]	eUICC Profile Package	Trusted Connectivity Alliance (formerly SIMalliance) eUICC Profile Package: Interoperable Format Technical Specification V2.1 or later

Ref	Document Number	Title
[7]	ISO/IEC 7816-4:2013	Identification cards – Integrated circuit cards - Part 4: Organization, security and commands for interchange
[8]	SGP.23	RSP Test Specification v1.14
[9]	GPC_SPE_034	GlobalPlatform Card Specification v2.3
[10]	ITU E.118	The international telecommunication charge card
[11]	NIST SP 800-56A	NIST Special Publication SP 800-56A: Recommendation for Pair-Wise Key Establishment Schemes Using Discrete Logarithm Cryptography (Revision 2), May 2013
[12]	3GPP TS 23.003	Digital cellular telecommunications system (Phase 2+); Universal Mobile Telecommunications System (UMTS); Numbering, addressing and identification
[13]	ETSI TS 102 225	Secured packet structure for UICC based applications; Release 12
[14]	ETSI TS 102 226	Remote APDU structure for UICC based applications; Release 9
[15]	TS.26	GSMA NFC Handset Requirements V9.0
[16]	ITU-T X.690 (11/2008)	ASN.1 Encoding Rules: Specification of Basic Encoding Rules (BER), Canonical Encoding Rules (CER) and Distinguished Encoding Rules (DER) including Corrigendum 1 and 2
[17]	ETSI TS 102 241	Smart cards; UICC Application Programming Interface (UICC API) for Java Card™
[18]	3GPP TS 31.102	Characteristics of the Universal Subscriber Identity Module (USIM) application
[19]	GPC_SPE_095	GlobalPlatform Card - Digital Letter of Approval - Version 1.0
[20]	RFC 2119	Key words for use in RFCs to Indicate Requirement Levels, S. Bradner http://www.ietf.org/rfc/rfc2119.txt
[21]	Void	
[22]	3GPP TS 23.040	Technical realization of the Short Message Service (SMS)
[23]	TCA Test	Trusted Connectivity Alliance (TCA) eUICC Profile Package: Interoperable Format Test Specification Version 3.3.1
[24]	RFC 4492	Elliptic Curve Cryptography (ECC) Cipher Suites for Transport Layer Security (TLS)
[25]	SGP.26	RSP Test Certificates Definition v3.0.2
[26]	3GPP TS 29.002	Mobile Application Part (MAP) specification
[27]	RFC 5246	The Transport Layer Security (TLS) Protocol Version 1.2
[28]	VOID	VOID
[29]	CCID Rev 1.1	CCID Specification for Integrated Circuit(s) Cards Interface Devices

1.6 Conventions

The key words "SHALL", "SHALL NOT", "SHOULD", "SHOULD NOT", and "MAY" in this document SHALL be interpreted as described in RFC 2119 [20].

2 Testing Rules

2.1 Applicability

2.1.1 Format of the Optional Features Table

The columns in Table 4 have the following meaning:

Column	Meaning
Option	The optional feature supported or not by the implementation.
Mnemonic	The mnemonic column contains mnemonic identifiers for each item.

Table 1: Format of the Optional Features Table

2.1.2 Format of the Applicability Table

The applicability of every test in Table 5 is formally expressed by the use of a Boolean expression defined in the following clause.

The columns in Table 5 have the following meaning:

Column	Meaning
Test case	The "Test case" column gives a reference to the test case number detailed in the present document and is required to validate the implementation of the corresponding item in the "Name" column.
Name	In the "Name" column, a short non-exhaustive description of the test is found.
Roles	SM-DP+, SM-DS, Device, LPA _d , LPA _e or eUICC Entities under test that take in charge the functions used in the test case.
Version	This column indicates which test cases are applicable for the given SGP.22 version. See clause 2.1.3 'Applicability and Notations'.
Test Env.	Test environment used for executing the test case.

Table 2: Format of the Applicability Table

2.1.3 Applicability and Notations

The following notations are used for the Applicability column:

Applicability code	Meaning
M	mandatory - the capability is required to be supported.
N/A	not applicable - in the given context, it is impossible to use the capability.

Applicability code	Meaning
Ci	conditional - the requirement on the capability depends on the support of other items. "i" is an integer identifying a unique conditional status expression which is defined immediately following the table. For nested conditional expressions, the syntax "IF ... THEN (IF ... THEN ... ELSE...)" ELSE ..." is to be used to avoid ambiguities.

Table 3: Applicability and Notations

2.1.4 Optional Features Table

The supplier of the implementation SHALL state the support of possible options in Table 5.

NOTE: this table should contain the eUICC Options dedicated to IoT test cases. Those test cases that are applicable as SGP.23 [8] test cases should use the eUICC Options as defined by SGP.23 [8].

eUICC Options	Mnemonic
The eUICC terminates EnableProfile and DisableProfile with error "catBusy" when a proactive session is ongoing and the refresh Flag is set.	O_E_CATBUSY_EN_DIS_RE FRESH
The eUICC terminates EnableProfile and DisableProfile with error "catBusy" when a proactive session is ongoing and the refresh Flag is not set.	O_E_CATBUSY_EN_DIS_NO REFRESH
The eUICC supports the IP Ae	O_E_IP Ae
The eUICC supports IPA Services	O_E_IP AS
The eUICC terminates eUICC MemoryReset with error "catBusy" when a proactive session is ongoing	O_E_CATBUSY_MR
-- as defined in SGP.23 [8]	O_E_2_PIR
-- as defined in SGP.23 [8]	O_E_INTEGRATED
The eUICC supports NIST P-256 [11] for signing and for verification (see NOTE 1)	O_E_NIST
The eUICC supports brainpoolP256r1 [8] for signing and for verification (see NOTE 1)	O_E_BRP
NOTE 1: For this version of test specification the eUICC SHALL support either O_E_NIST or O_E_BRP or both	

Table 4: Options

2.1.5 Applicability Table

Table 5 specifies the applicability of each test case. See clause 2.1.2 for the format of this table.

Test case	Name	Role	SGP.33-1 V1.2	Test Env.
4.2.1.2.1	TC_eUICC_ATR_And_ISDR_Selection	eUICC	M	TE_eUICC
4.2.2.2.1	TC_eUICC_ES6.UpdateMetadata	eUICC	SGP.23	TE_eUICC

Test case	Name	Role	SGP.33-1 V1.2	Test Env.
4.2.3.2.1	TC_eUICC_ES8+.InitialiseSecureChannel	eUICC	SGP.23	TE_eUICC
4.2.4.2.1	TC_eUICC_ES8+.ConfigureISDP	eUICC	SGP.23	TE_eUICC
4.2.5.2.1	TC_eUICC_ES8+.StoreMetadata	eUICC	SGP.23	TE_eUICC
4.2.5.2.2	TC_eUICC_ES8+.StoreMetadata_Service_Specific_Data	eUICC	SGP.23	TE_eUICC
4.2.6.2.1	TC_eUICC_ES8+.ReplaceSessionKeys	eUICC	SGP.23	TE_eUICC
4.2.7.2.1	TC_eUICC_ES8+.LoadProfileElements	eUICC	SGP.23	TE_eUICC
4.2.8.2.1	TC_eUICC_ES10a.GetEiccConfiguredAddresses	eUICC	C3004	TE_eUICC
4.2.9.2.1	TC_eUICC_ES10a.SetDefaultDPAddress	eUICC	C3004	TE_eUICC
4.2.10.2.1	TC_eUICC_ES10b.PrepareDownloadNIST	eUICC	C3009	TE_eUICC
4.2.10.2.2	TC_eUICC_ES10b.PrepareDownloadBRP	eUICC	C3008	TE_eUICC
4.2.10.2.4	TC_eUICC_ES10b.PrepareDownloadErrorCases	eUICC	C3004	TE_eUICC
4.2.11.2.1	TC_eUICC_ES10b.LoadBoundProfilePackageNIST	eUICC	C3009	TE_eUICC
4.2.11.2.2	TC_eUICC_ES10b.LoadBoundProfilePackageBRP	eUICC	C3008	TE_eUICC
4.2.11.2.4	TC_eUICC_ES10b.LoadBoundProfilePackage_ErrorCases	eUICC	C3004	TE_eUICC
4.2.12.2.1	TC_eUICC_ES10b.GetEUICCChallenge	eUICC	C3004	TE_eUICC
4.2.13.2.1	TC_eUICC_ES10b.GetEUICCInfo1	eUICC	C3004	TE_eUICC
4.2.13.2.2	TC_eUICC_ES10b.GetEUICCInfo2_RSP_Integrated_eUICC	eUICC	C3004	TE_eUICC
4.2.15.2.1	TC_eUICC_ES10b.RetrieveNotificationsList All test sequences except the sequences #5 and #15	eUICC	SGP.23	TE_eUICC
4.2.15.2.1	TC_eUICC_ES10b.RetrieveNotificationsList Only the test sequences #5 and #15	eUICC	SGP.23	TE_eUICC
4.2.16.2.1	TC_eUICC_ES10b.RemoveNotificationFromList All test sequences except the sequence #5	eUICC	C3004	TE_eUICC
4.2.16.2.1	TC_eUICC_ES10b.RemoveNotificationFromList Only the test sequence #5	eUICC	C3005	TE_eUICC
4.2.16.2.2	TC_eUICC_ES10b. eUICCPackageResultsList	eUICC	C3004	Te_eUICC
4.2.18.2.1	TC_eUICC_ES10b.AuthenticateServer_SM-DP+_NIST	eUICC	C3009	TE_eUICC

Test case	Name	Role	SGP.33-1 V1.2	Test Env.
4.2.18.2.2	TC_eUICC_ES10b.AuthenticateServer_SM-DP+_BRP	eUICC	C3008	TE_eUICC
4.2.18.2.4	TC_eUICC_ES10b.AuthenticateServer_SM-DP+_ErrorCases	eUICC	C3004	TE_eUICC
4.2.18.2.5	TC_eUICC_ES10b.AuthenticateServer_SM-DS_BRP	eUICC	C3008	TE_eUICC
4.2.18.2.6	TC_eUICC_ES10b.AuthenticateServer_SM-DS_NIST	eUICC	C3009	TE_eUICC
4.2.18.2.8	TC_eUICC_ES10b.AuthenticateServer_SM-DS_ErrorCases	eUICC	C3004	TE_eUICC
4.2.19.2.1	TC_eUICC_ES10b.CancelSessionNIST	eUICC	C3009	TE_eUICC
4.2.19.2.2	TC_eUICC_ES10b.CancelSessionBRP	eUICC	C3008	TE_eUICC
4.2.19.2.4	TC_eUICC_ES10b.CancelSession_ErrorCase	eUICC	C3004	TE_eUICC
4.2.19.2.5	TC_eUICC_ES10b.CancelSession_Indirect_Profile_Download	eUICC	C3004	TE_eUICC
4.2.19.2.6	TC_eUICC_ES10b.CancelSession_Indirect_Profile_Download_ErrorCases	eUICC	C3004	TE_eUICC
4.2.20.2.1	TC_eUICC_ES10b.eUICCMemoryReset	eUICC	C3004	TE_eUICC
4.2.20.2.2	TC_eUICC_ES10b.eUICCMemoryReset_ErrorCases Test sequence #1	eUICC	C3007	TE_eUICC
4.2.20.2.2	TC_eUICC_ES10b.eUICCMemoryReset_ErrorCases All test sequences except the sequence #1	eUICC	C3004	TE_eUICC
4.2.21.2.1	TC_eUICC_ES10b.GetEID	eUICC	C3004	TE_eUICC
4.2.22.2.1	TC_eUICC_ES10b.GetRAT	eUICC	C3004	TE_eUICC
4.2.23.2.1	TC_eUICC_ES10b.GetProfilesInfo	eUICC	C3004	TE_eUICC
4.2.24.2.1	TC_eUICC_ES10b. LoadEUICCPackage	eUICC	NA	TE_eUICC
4.2.24.2.2	TC_eUICC_ES10b. LoadEUICCPackage_ErrorCases	eUICC	C3004	TE_eUICC
4.2.25.2.1	TC_eUICC_ES10b.AddInitialEim	eUICC	C3004	TE_eUICC
4.2.25.2.2	TC_eUICC_ES10b.AddInitialEim_ErrorCases	eUICC	C3004	TE_eUICC
4.2.26.2.1	TC_eUICC_ES10b.GetCertificates	eUICC	C3004	TE_eUICC

Test case	Name	Role	SGP.33-1 V1.2	Test Env.
4.2.26.2.2	TC_eUICC_ES10b.GetCertificates_ErrorCases	eUICC	C3004	TE_eUICC
4.2.27.2.1	TC_eUICC_ES10b.ImmediateEnable	eUICC	C3004	TE_eUICC
4.2.27.2.2	TC_eUICC_ES10b.ImmediateEnable_ErrorCases	eUICC	C3004	TE_eUICC
4.2.28.2.1	TC_eUICC_ES10b.ProfileRollback All test sequences except the sequence #3, sequence #4, sequence #5, and sequence #6	eUICC	C3004	TE_eUICC
4.2.28.2.1	TC_eUICC_ES10b.ProfileRollback Only the sequence #3 and sequence #5	eUICC	C3001	TE_eUICC
4.2.28.2.1	TC_eUICC_ES10b.ProfileRollback Only the sequence #4 and sequence #6	eUICC	C3003	TE_eUICC
4.2.28.2.2	TC_eUICC_ES10b.ProfileRollback_ErrorCases All test sequences except the sequence #3, and sequence #4	eUICC	C3004	TE_eUICC
4.2.28.2.2	TC_eUICC_ES10b.ProfileRollback_ErrorCases Only sequence #3	eUICC	C3000	TE_eUICC
4.2.28.2.2	TC_eUICC_ES10b.ProfileRollback_ErrorCases Only sequence #4	eUICC	C3002	TE_eUICC
4.2.29.2.1	TC_eUICC_ES10b.ConfigureImmediateProfileEnabling	eUICC	C3004	TE_eUICC
4.2.29.2.2	TC_eUICC_ES10b.ConfigureImmediateProfileEnabling_ErrorCases	eUICC	C3004	TE_eUICC
4.2.30.2.1	TC_eUICC_ES10b.GetEimConfigurationData	eUICC	C3004	TE_eUICC
4.2.31.2.1	TC_eUICC_ESep.Enable	eUICC	M	TE_eUICC
4.2.31.2.2	TC_eUICC_ESep.Enable_ErrorCases	eUICC	M	TE_eUICC
4.2.32.2.1	TC_eUICC_ESep.Disable	eUICC	M	TE_eUICC
4.2.32.2.2	TC_eUICC_ESep.Disable_ErrorCases	eUICC	M	TE_eUICC
4.2.33.2.1	TC_eUICC_ESep.Delete	eUICC	M	TE_eUICC
4.2.33.2.2	TC_eUICC_ESep.Delete_ErrorCases	eUICC	M	TE_eUICC
4.2.34.2.1	TC_eUICC_ESep.ListProfileInfo	eUICC	M	TE_eUICC
4.2.34.2.2	TC_eUICC_ESep.ListProfileInfo_ErrorCases	eUICC	M	TE_eUICC

Test case	Name	Role	SGP.33-1 V1.2	Test Env.
4.2.35.2.1	TC_eUICC_ESep.GetRat	eUICC	M	TE_eUICC
4.2.36.2.1	TC_eUICC_ESep.AddEIM	eUICC	M	TE_eUICC
4.2.36.2.2	TC_eUICC_ESep.AddEIM_ErrorCases	eUICC	M	TE_eUICC
4.2.37.2.1	TC_eUICC_ESep.UpdateEIM	eUICC	M	TE_eUICC
4.2.37.2.2	TC_eUICC_ESep.UpdateEIM_ErrorCases	eUICC	M	TE_eUICC
4.2.38.2.1	TC_eUICC_ESep.DeleteEIM	eUICC	M	TE_eUICC
4.2.38.2.2	TC_eUICC_ESep.DeleteEIM_ErrorCases	eUICC	M	TE_eUICC
4.2.39.2.1	TC_eUICC_ESep.ListEIM	eUICC	M	TE_eUICC
4.2.39.2.2	TC_eUICC_ESep.ListEIM_ErrorCases	eUICC	NA	NA
Test Specifications				
7.1	TCA eUICC Profile Package Test Specification	eUICC	SGP.23	See section 7.1

Table 5: Applicability of Tests

Conditional item	Condition
C3000	IF (O_E_CATBUSY_EN_DIS_REFRESH AND O_E_IPAS) THEN M ELSE N/A
C3001	IF (NOT O_E_CATBUSY_EN_DIS_REFRESH AND O_E_IPAS) THEN M ELSE N/A
C3002	IF (O_E_CATBUSY_EN_DIS_NOREFRESH AND O_E_IPAS) THEN M ELSE N/A
C3003	IF (NOT O_E_CATBUSY_EN_DIS_NOREFRESH AND O_E_IPAS) THEN M ELSE N/A
C3004	IF (O_E_IPAS) THEN M ELSE N/A
C3005	IF (O_E_2_PIR AND O_E_IPAS) THEN M ELSE N/A
C3006	IF (O_E_INTEGRATED AND O_E_IPAS) THEN M ELSE N/A
C3007	IF (O_E_CATBUSY_MR AND O_E_IPAS) THEN M ELSE N/A
C3008	IF (O_E_BRP AND O_E_IPAS) THEN M ELSE N/A
C3009	IF (O_E_NIST AND O_E_IPAS) THEN M ELSE N/A

Table 6: Conditional Items Referenced by Table 5

2.2 General Consideration

This section contains some general considerations about the test cases defined in this document. Note that some external test specifications are referred to in chapter 7. Consequently, the following sub sections SHALL only apply for test cases defined in sections 4 and 5 and 6.

2.2.1 Test Case Definition

Test descriptions are independent.

For each test described in this document, a chapter provides a general description of the initial conditions applicable for the whole test. This description is completed by specific configurations to each individual sub-case.

It is implicitly assumed that all entities under test SHALL be compliant with the initial states described in Annex G. An initial state SHALL be considered as a pre-requisite to execute all the test cases described in this Test Plan.

After completing the test, the configuration is reset before the execution of the following test.

2.2.2 Test Cases Format

Here is an explanation of the way to define the test cases in chapters 4, 5 and 6.

4.X.Y.Z Test Cases			
4.X.Y.Z.1 TC_IUT_TestName1			
General Initial Conditions			
Entity	Description of the general initial condition		
Entity1	Test case - general condition 1		
Entity2	Test case - general condition 2		
Test Sequence #01: Short Description			
Description of the aim of the test sequence N°1			
Initial Conditions			
Entity	Description of the initial condition		
Entity1	Test sequence N°1 - initial condition 1		
Entity2	Test sequence N°1 - initial condition 2		
Step	Direction	Sequence / Description	Expected result
IC1	Entity1 → Entity2	Command or Message to send from Entity1 to Entity2	Expected result N°1.1
1	Entity1 → Entity2	Command or Message to send from Entity1 to Entity2	1- expected result N°1.2 2- expected result N°1.3
2	Entity2 → Entity3	Command or Message to send from Entity2 to Entity3	

Test Sequence #02

Description of the aim of the test sequence N°2

Step	Direction	Sequence / Description	Expected result
1	Entity1 → Entity2	Command or Message to send from Entity1 to Entity2	
2	Entity2 → Entity3	Command or Message to send from Entity2 to Entity3	1- expected result N°2.1 2- expected result N°2.2

4.X.Y.Z.2 TC_IUT_TestName2

...

The test cases TC_IUT_TestName1 and TC_IUT_TestName2 are referenced in Table 5 that allows indicating the applicability of the tests.

The test sequence #01 SHALL be executed if and only if these conditions are met:

- Test case - general condition 1
- Test case - general condition 2
- Test sequence N°1 - initial condition 1
- Test sequence N°1 - initial condition 2

The test sequence #02 SHALL be executed if and only if these conditions are met:

- Test case - general condition 1
- Test case - general condition 2

The tables defining the different initial conditions are optional.

Initial Conditions are intended to be reached dynamically using the Test Tool when possible.

No additional operation SHALL be done prior to the test sequence besides those indicated in the Initial Conditions (e.g. no other Profiles SHALL be present on the eUICC besides those defined in the Initial Conditions).

Note that all initial states (described in Annex G) SHALL be implemented by the entity under test whatever the test cases to execute.

In addition, following 2.2.1 sub sections present all information (e.g. Methods, Constants...) that MAY be referenced in test sequences.

After execution of each test sequence a clean-up procedure (CU) SHALL be executed to restore the IUT to the Common Initial State as defined in Annex G.

2.2.2.1 Methods and Procedures

A method is referenced as follow:

- MTD_NAME_OF_THE_METHOD(PARAM1, PARAM2...)

The key word "NO_PARAM" SHALL be set in method call if the related optional parameter is not used.

All methods and their related parameters are described in Annex C.1.

A procedure is a generic sub-sequence and is referenced as follow:

- PROC_NAME_OF_THE_PROCEDURE

All procedures are described in Annex C.2.

The implementation of these methods and procedures is under the responsibility of the test tool providers.

2.2.2.2 Constants and Dynamic Content

A constant (e.g. text, ASN.1 structure, hexadecimal string, icon, URI, integer, EID, AID...) is referenced as follow:

- #NAME_OF_THE_CONSTANT

All constants are defined in Annex A.

When provided as an ASN.1 value notation, a constant SHALL be encoded in DER TLV (as specified in ITU-T X.690 [16]) by the test tool with the ASN.1 tags defined in eSIM IoT Technical Specification [3].

A dynamic content (e.g. TLV, ASN.1 structure, signature, integer, AID, one-time key pair...) is referenced as follow:

- <NAME_OF_THE_VARIABLE>

All dynamic contents are defined in Annex B.

A dynamic content is either generated by an IUT or by a test tool provider.

2.2.2.3 Requests and Responses

An ASN.1 or a JSON request is referenced as follow:

- #NAME_OF_THE_REQUEST

An ASN.1 or a JSON response is referenced as follows:

- #R_NAME_OF_THE_RESPONSE

Each ASN.1 or JSON request and response MAY refer to a constant or a dynamic content. All these structures are defined in Annex D.

When provided as an ASN.1 value notation, a request or a response SHALL be encoded in DER TLV (as specified in ITU-T X.690 [16]) by the test tool [with the ASN.1 tags defined in eSIM IoT Technical Specification \[3\]](#).

When an ASN.1 element definition contains three points (i.e. "..."), it means that fields MAY be present but SHALL not be checked by the test tool.

In the following example, several fields MAY be part of the `ProfileInfoListResponse` but only the `profileName` SHALL be verified.

```
resp ProfileInfoListResponse ::=
  profileInfoListOk :{
    {
      ...
      profileName #PROFILENAME
      ...
    }
  }
```

This rule applies also for Constants definition.

Some ASN.1 SEQUENCE components have a DEFAULT value (for example, `profileClass` in `StoreMetadataRequest`). In this specification, when values are specified in ASN.1 syntax and the DEFAULT value is intended, two different formulations (both of which are valid) may be used:

- the relevant component is specified with the DEFAULT value;
- the relevant component is missing entirely.

These are logically equivalent and lead to the same DER encoding. In both cases, the following rules apply:

- When the test tool is sending the DER value, it SHALL NOT include the component (as per DER rules).
- When the test tool is checking a received DER value from the entity under test, it SHALL check that the component is NOT present.

Test tools SHALL consider two BIT STRINGS to be equivalent if the BIT STRINGS have the same DER encoding. For example, '0101'B shall be considered to be equivalent to '010100'B.

NOTE: this is equivalent to removing any trailing zero bits from the BIT STRINGS in "bstring" notation (e.g. '010100'B → '0101'B) and then comparing the strings textually.

NOTE: according to the DER format, the encoding of transmitted values will remove the trailing zeroes. The definition above allows for values which are specified using ASN.1 value notation and are not transmitted, such as values specified in the Annexes of the current document, including IUT settings which might be specified by a user of the current document and may contain trailing zeroes in the ASN.1 value notation.

2.2.2.4 APDUs

A C-APDU is referenced as follow:

- [NAME_OF_THE_CAPDU]

All C-APDUs are defined in Annex D.2.

An R-APDU is referenced as follow:

- [R_NAME_OF_THE_RAPDU]

All R-APDUs are defined in Annex D.2.

Each APDU MAY refer to a constant or a dynamic content.

The APDU `TERMINAL RESPONSE` SHALL be dynamically generated by the test tool according to the related proactive command. Therefore, this particular command is not referenced with brackets in this specification. If not explicitly defined in the step, the general result SHALL be set by default to "Command performed successfully" (i.e. 0x83 01 00).

2.2.2.5 Profiles

In order to execute the test cases described in this document, Operational, Test and Provisioning Profiles are necessary. All these Profiles are defined in Annex E with the Profile Metadata content and the corresponding Profile Package as defined in the eUICC Profile Package Specification [X].

A Profile is referenced as follow:

- `PROFILE_OPERATIONALx` with x the identifier of the Operational Profile

or

- `PROFILE_TESTx` with x the identifier of the Test Profile

or

- `PROFILE_PROVISIONINGx` with x the identifier of the Provisioning Profile

NOTE: Test Profiles and Provisioning Profiles are out of the scope of this version of test specification.

2.2.2.6 IUT Settings

For the purpose of some test cases, Device and eUICC manufacturers and Platforms (i.e. SM-DP+, SM-DS) providers need to give some information related to their products to the test tools providers (e.g. supported Java Card version).

An IUT setting is referenced as follow:

- `#IUT_NAME_OF_SETTING`

All these settings are defined in Annex F.

2.2.3 General Rules for eUICC Testing

2.2.3.1 Default Profile Downloading process

By default, when an Operational Profile needs to be downloaded on the eUICC (e.g. As mentioned in an initial condition), the following rules apply except if it is differently defined in the Test Case.

2.2.3.2 Default Profile Downloading process

By default, when an Operational Profile needs to be downloaded on the eUICC (e.g. As mentioned in an initial condition), the following rules apply except if it is differently defined in the Test Case.

The highest priority CI in `euiccCiPKIdListForSigning` SHALL be used.

In order to execute the Common Mutual Authentication procedure and the Sub-procedure Profile Download and Installation (End User Confirmation), the following requests SHALL be sent by the Test Tool:

- #GET_EUICC_INFO1 and #GET_EUICC_CHALLENGE
- #AUTH_SMDP_MATCH_ID
 - with the <EUICC_CI_PK_ID_TO_BE_USED> set to the CI for signing indicated as highest priority in the #R_EUICC_INFO1
 - with the #CERT_S_SM_DPauth_ECDSA leading to the same CI as the one chosen for signing
 - with the SM-DP+ address #TEST_DP_ADDRESS1
- #PREP_DOWNLOAD_NO_CC
 - with the #CERT_S_SM_DPpb_ECDSA leading to the same CI as the one chosen for signing
- Neither ES10b.GetRAT nor ES10b.GetProfilesInfo requests SHALL be executed

During the Profile Installation, the following SCP03t TLVs SHALL be used by default:

- #S_INIT_SC_PROF1
- #CONF_ISDP_EMPTY
- no TLV for "ES8+.ReplaceSessionKeys" function SHALL be used (i.e. the Profile SHALL be downloaded by using the session keys <S_ENC> and <S_MAC>)

2.2.3.3 Default Local Profile Management process

By default, when an Operational Profile needs to be enabled, disabled or deleted on the eUICC (e.g. As mentioned in an initial condition), the following rules apply except if it is differently defined in the Test Case.

The Enable Command and the Disable Command included within a eUICC Package SHALL contain the following parameters:

- ICCID of the Profile to Enable or to Disable

The eUICC SHALL send the REFRESH command in "UICC Reset" mode (i.e. the APDU[TERMINAL_PROFILE] indicating the support "UICC Reset" SHALL be used by the Test Tool).

The Delete command included within a eUICC Package SHALL contain the following parameter:

- ICCID of the Profile to Delete

During the test initial condition procedures, if necessary, a eIM can be added to the eUICC to allow the sending of PSMO commands. In this case the eIM added SHALL then be removed at the end of the initial conditions procedure.

2.2.3.4 ASN.1 elements verifications

Each time the eUICC returns an ASN.1 structure containing a SEQUENCE OF elements, the order of elements SHALL be checked by the Test Tool except for the particular responses:

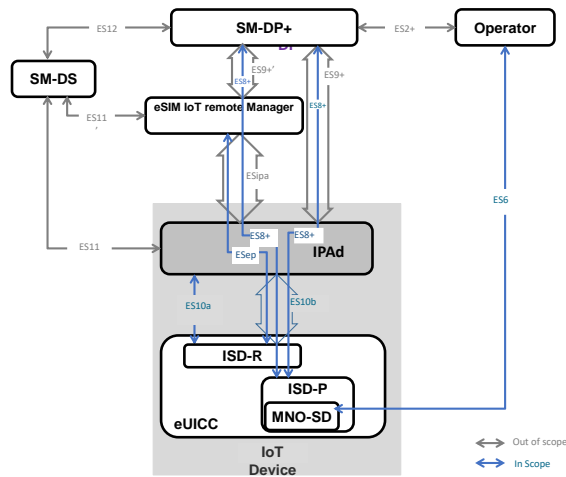
- `profileInfoListOk` of `ProfileInfoListResponse`
- `notificationList` of `RetrieveNotificationsListResponse`
- `eimConfigurationDataList` of `EimConfigurationData`

When an Operational Profile class is expected to be indicated in a `ProfileInfoListResponse`, the Test Tool SHALL accept only one DER encoding if the eUICC supports SGP.22 v2.2.x [2] or SGP.22 V2.2 [2b]: a tag 0x95 containing the integer value 2.

3 Testing Architecture

3.1 Testing Scope

All the interfaces, intended to be tested in the scope of this document, are presented hereafter:



Interface	Between	Description	SGP.33-1
ES2+	Operator SM-DP+	Used by the Operator to order Profiles for specific eUICCs as well as other administrative functions as defined in SGP.31 [2].	Out of scope
ES6	Operator eUICC	Used by the Operator for the management of Operator services via OTA services as defined in SGP.31 [2].	In scope
ES8+	SM-DP+ eUICC	Provides a secure end-to-end channel between the SM-DP+ and the eUICC for the administration of the ISD-P and the associated Profile during download and installation. It provides Perfect Forward Secrecy as defined in SGP.31 [2].	In scope
ES9+	SM-DP+ IPA	Used to provide a secure transport between the SM-DP+ and the IPA for the delivery of the Bound Profile Package as defined in SGP.31 [2].	Out of scope
ES9+'	SM-DP+ eIM	Used to provide a secure transport between the SM-DP+ and the eIM for the delivery of the Bound Profile Package as defined in SGP.31 [2].	Out of scope
ES10a	IPA eUICC	Used between the IPA (in the IoT Device) and the eUICC to handle a Profile discovery as defined in SGP.31 [2].	In scope
ES10b	IPA eUICC	Used between the IPA (in the IoT Device) and the IPA Services to transfer a Bound Profile Package to the eUICC as defined in SGP.31 [2]. This interface plays no role in the decryption of Profile Packages.	In scope

Interface	Between		Description	SGP.33-1
ES11	IPA	SM-DS	Used by the IPA to retrieve Event Records for the respective eUICC as defined in SGP.31 [2].	Out of scope
ES11'	eIM	SM-DS	Used by the eIM to retrieve Event Records for the respective eUICC as defined in SGP.31 [2].	Out of scope
ES12	SM-DP+	SM-DS	Used by the SM-DP+ to issue or remove Event Registrations on the SM-DS as defined in SGP.31 [2].	Out of scope
ESep	eIM	eUICC	Logical end-to-end interface between the eIM and the eUICC used to transfer eUICC Packages for Profile State management and eIM configuration by eIM, as defined in SGP.31 [2].	In scope
ESipa	eIM	IPA	Logical interface between an eIM and an IPA, as defined in SGP.31 [2], used to trigger a Profile download at the IPA and to provide a secure transport for the delivery of eUICC Packages, unless the underlying transport provides necessary security.	Out of scope

Table 7: Interfaces Descriptions

NOTE: Support of the ES10c interface as defined in SGP.22 [4] is out of scope of this specification.

3.2 Testing Execution

This chapter aims to describe the different testing environments and equipments to allow the test cases to be executed.

To permit the execution of the different test cases described in this Test Plan, specifics simulators SHALL be used. The simulators that have been defined are listed hereafter:

- S_IoT_Device: the Device Simulator used to send some commands to the eUICC under test using ISO/IEC 7816-4 [7] on the contact interface
- S_SM-DP+: the SM-DP+ Simulator
- S_SM-DS: the SM-DS Simulator
- S_MNO: the MNO Simulator
- S_IPAd: the IPAd Simulator
- S_eIM: the eIM Simulator
- Implementation of these simulators remains under the responsibility of the test tool providers.
- The aim of all the test cases is to verify the compliance of an Actor/Component (i.e. eUICC).

Following notations are used:

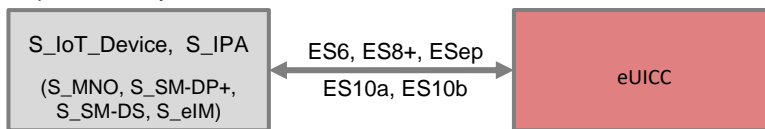
- S_ComponentName for a simulated component
- ComponentName for the Implementation Under Test (IUT)

- The use of "-- optional" in any ASN.1 elements defined within this document indicate that the test tool SHALL allow for the value either being present with that value, or being absent.

3.2.1 eUICC - Test Environment

The following test environment is used for all eUICC test cases as defined in chapter 4.2 and 5.2 (unless it is specified differently in the specific test case). Following conditions apply:

- Removable eUICC is used
-
- EUM SHALL provide products compliant with Annex G.1 – eUICC Initial States
- IPAd / MNO / SM-DP+ / SM-DS / eIM / IoT Device Simulators SHALL be implemented by the test tools

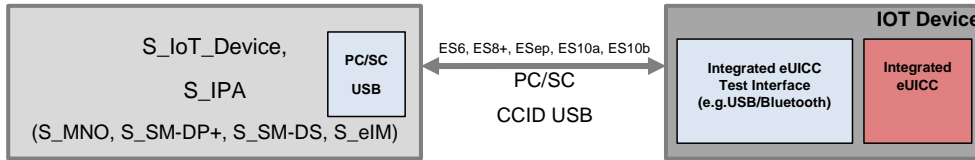


The reference of this Test Environment is TE_eUICC.

3.2.2 Integrated eUICC – Test Environment

The following test environment is used for all eUICC test cases as defined in chapter 4.2 and 5.2 (unless it is specified differently in the specific test case). Following conditions apply:

- EUM SHALL provide products compliant with Annex G.1 – eUICC Initial States
- IPAd / MNO / SM-DP+ / SM-DS / eIM / IoT Device Simulators SHALL be implemented by the test tools
- Integrated eUICC shall provide a test interface which includes one of the following:
 - ISO/IEC 7816-4 [7]
 - USB CCID [29]
- For Integrated eUICC providing a USB CCID [29] test interface, the provisions of Annex J SHALL apply
- For Integrated eUICC providing ISO/IEC 7816-4 [7], the requirements of 3.2.1 eUICC – Test Environment with implementing shall apply

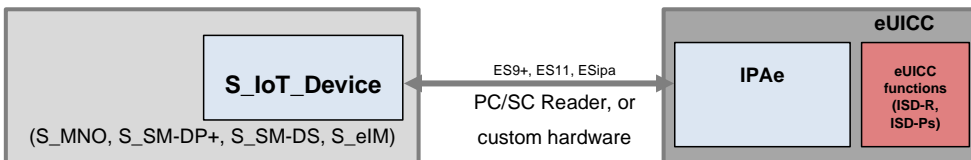


The reference of this [29] USB CCID based Test Environment is TE_Integrated eUICC.

3.2.3 IP Ae - Test Environment

The following test environment is used for all IP Ae Interfaces related test cases as defined in chapter 4.3 (unless it is specified differently in the specific test case). Following conditions apply:

- The eUICC under test is configured with Test Certificates and Test Keys
- The eUICC under test SHALL support IP Ae
- SM-DP+ Simulator(s) SHALL be implemented by the test tools
- SM-DS Simulator(s) SHALL be implemented by the test tools
- eIM Simulator(s) SHALL be implemented by the test tools.



The Test Environment consists of:

- IUT: IP Ae
- S_SM-DP+: a simulated SM-DP+ supporting a connection used by the Test Tool to establish ES9+, (ES8+)
- S_SM-DS: a simulated SM-DS supporting a connection used by the Test Tool to establish ES11
- S_eIM: a simulated eIM supporting a connection used by the Test Tool to establish ESipa

4 Interface Compliance Testing

4.1 General Overview

This section focuses on the implementation of the different interfaces according to the eSIM IoT Technical Specification [3]. The aim is to verify the compliance of all interfaces within the system.

4.2 eUICC Interfaces

In this section, when a test sequence is referring to a test sequence in SGP.23 [8], unless explicitly specified:

- The S_LPAd is playing the role of the S_IPAd.
- The TERMINAL_CAPABILITY_LPAd in SGP.23 [8] is replaced by TERMINAL_CAPABILITY_IPAd defined in this specification.
- In case procedures PROC_EUICC_INITIALIZATION_SEQUENCE or PROC_EUICC_INITIALIZATION_SEQUENCE_eUICCProfileStateChanged are used, the TERMINAL_CAPABILITY_LPAd in SGP.23 [8] is replaced by TERMINAL_CAPABILITY_IPAd defined in this specification.

4.2.1 ATR and ISD-R Selection

4.2.1.1 Conformance Requirements

References

GSMA RSP Technical Specification [4] and eSIM IoT Technical Specification [3]

4.2.1.2 Test Cases

4.2.1.2.1 TC_eUICC_ATR_And_ISDR_Selection

Test Sequence #01 Nominal: ATR and Select ISD-R

Step	Direction	Sequence / Description	Expected result
1	S_Device → eUICC	RESET	ATR present with the first tBi (i>2) after T = 15 containing b2=1
2	S_Device → eUICC	[SELECT_MF]	FCP Template present SW=0x9000
3	S_Device → eUICC	[TERMINAL_CAPABILITY_IPAd]	SW=0x9000
4	S_Device → eUICC	[TERMINAL_PROFILE]	Toolkit initialization THEN SW=0x9000
5	S_IPAd → eUICC	[MANAGE_CHANNEL_OPEN]	Extract the <CHANNEL_NUMBER> from response data SW=0x9000

6	S_IPAd → eUICC	MTD_SELECT(#ISD_R_AID)	The response data: 0x6F <L> 84 <L> #ISD_R_AID A5 <L> <PROPRIETARY_DATA> ... #R_ISDR_SELECTION_IPAS ... SW=0x9000 Note: that other fields may also be present in the FCI template as indicated by ellipsis above.
---	-------------------	------------------------	--

4.2.2 ES6 (Operator -- eUICC): UpdateMetadata

4.2.2.1 Conformance Requirements

References

GSMA RSP Technical Specification [4] and eSIM IoT Technical Specification [3]

3GPP TS 23.040 - Technical realization of the Short Message Service (SMS) [22]

4.2.2.2 Test Cases

4.2.2.2.1 TC_eUICC_ES6.UpdateMetadata

ES6 interface is identical to the one defined in section 5.4 of SGP.22 [4].

Test Sequence #01 Nominal: Unset PPR1

The purpose of this test is to verify that the MNO can unset PPR1 from a Profile and that the eUICC can handle an Update Metadata request with only one field present.

This test sequence is the same as defined in SGP.23 [8] - the *Test Sequence #01 Nominal: Unset PPR1* defined in section 4.2.2.2.1 TC_eUICC_ES6.UpdateMetadata

Test Sequence #02 Nominal: Unset PPR2 and update icon

The purpose of this test is to verify that the MNO can unset PPR2 and update the icon and icon type values from a Profile.

Test Sequence #03 Nominal: Unset PPR1 and PPR2 and update Profile name and Service Provider name

The purpose of this test is to verify that MNO can unset PPR1 and PPR2 from a Profile and can update the Service Provider Name and Profile Name values.

This test sequence is the same as SGP.23 [8] - the *Test Sequence #03 Nominal: Unset PPR1 and PPR2 and update Profile name and Service Provider name* defined in section 4.2.2.2.1 TC_eUICC_ES6.UpdateMetadata

Test Sequence #04 Nominal: Delete PPRs, Service Provider and Profile names

The purpose of this test is to verify that the MNO can delete all PPRs, the Service Provider name and the Profile name from a Profile.

This test sequence is the same as SGP.23 [8] - the *Test Sequence #04 Nominal: Delete PPRs, Service Provider and Profile names* defined in section 4.2.2.2.1
TC_eUICC_ES6.UpdateMetadata

Test Sequence #05 Nominal: Delete icon

This test sequence of this error is not applicable for this version of the specification because is indicated for FFS in SGP.23 [8]

Test Sequence #06 Nominal: Delete Unset PPRs

The purpose of this test is to verify that the MNO can delete already unset PPRs using the Update Metadata request.

This test sequence is the same as SGP.23 [8] - the *Test Sequence #06 Nominal: Delete Unset PPRs* defined in section 4.2.2.2.1 TC_eUICC_ES6.UpdateMetadata

Test Sequence #07 Error: Set a pprUpdateControl value to one

The purpose of this test is to verify that the eUICC is correctly handling a pprUpdateControl value error from the MNO request, and return the expected error code status.

This test sequence is the same as SGP.23 [8] - the *Test Sequence #07 Error: Set a pprUpdateControl value to one* defined in section 4.2.2.2.1
TC_eUICC_ES6.UpdateMetadata

Test Sequence #08 Error: Update Metadata on a Disable Profile

The purpose of this test is to verify that the eUICC is correctly rejecting an Update Metadata request from the MNO when the targeted Profile is Disabled.

This test sequence is the same as SGP.23 [8] - the *Test Sequence #08 Error: Update Metadata on a Disable Profile* defined in section 4.2.2.2.1 TC_eUICC_ES6.UpdateMetadata

Test Sequence #09 Error: Empty request

The purpose of this test is to verify that the eUICC is correctly rejecting an Update Metadata request from the MNO when no field is present.

This test sequence is the same as SGP.23 [8] - the *Test Sequence #09 Error: Empty request* defined in section 4.2.2.2.1 TC_eUICC_ES6.UpdateMetadata

Test Sequence #10 Error: Update Icon without Icon Type field

The purpose of this test is to verify that the eUICC is correctly rejecting an Update Metadata request from the MNO when the icon field is present but not the icon type field.

This test sequence is the same as SGP.23 [8] - the *Test Sequence #10 Error: Update Icon without Icon Type field* defined in section 4.2.2.2.1 TC_eUICC_ES6.UpdateMetadata

Test Sequence #11 Error: Update Icon Type without Icon field

The purpose of this test is to verify that the eUICC is correctly rejecting an Update Metadata request from the MNO when the Icon Type field is present but not the Icon field.

This test sequence is the same as SGP.23 [8] - the *Test Sequence #11 Error: Update Icon Type without Icon field* defined in section 4.2.2.2.1 TC_eUICC_ES6.UpdateMetadata

4.2.3 ES8+ (SM-DP+ -- eUICC): InitialiseSecureChannel

4.2.3.1 Conformance Requirements

References

GSMA RSP Technical Specification [4] and eSIM IoT Technical Specification [3]

4.2.3.2 Test Cases

4.2.3.2.1 TC_eUICC_ES8+.InitialiseSecureChannel

All the functions related to ES8+ SHALL be processed as defined in section 5.5 of SGP.22 [4]. They are called by the SM-DP+ and executed by the eUICC.

Test Sequence #01 Error: Invalid Remote Operation

This test sequence is the same as SGP.23 [8] - the *Test Sequence #01 Error: Invalid Remote Operation* defined in section 4.2.3.2.1 TC_eUICC_ES8+.InitialiseSecureChannel

Test Sequence #02 Error: Invalid SM-DP+ Signature

This test sequence is the same as SGP.23 [8] - the *Test Sequence #02 Error: Invalid SM-DP+ Signature* defined in section 4.2.3.2.1 TC_eUICC_ES8+.InitialiseSecureChannel

Test Sequence #03 Error: Invalid Transaction Identifier

This test sequence is the same as SGP.23 [8] - the *Test Sequence #03 Error: Invalid Transaction Identifier* defined in section 4.2.3.2.1 TC_eUICC_ES8+.InitialiseSecureChannel

Test Sequence #04 Error: Invalid CRT Values

This test sequence is the same as SGP.23 [8] - the *Test Sequence #04 Error: Invalid CRT Values* defined in section 4.2.3.2.1 TC_eUICC_ES8+.InitialiseSecureChannel

Test Sequence #05 Error: InitialiseSecureChannel request while Secure Channel Session is ongoing

This test sequence is the same as SGP.23 [8] – the *Test Sequence #05 Error: InitialiseSecureChannel request while Secure Channel Session* is ongoing defined in section 4.2.3.2.1 TC_eUICC_ES8+.InitialiseSecureChannel

4.2.4 ES8+ (SM-DP+ -- eUICC): ConfigureISDP

All the functions related to ES8+ SHALL be processed as defined in section 5.5 of SGP.22 [4]. They are called by the SM-DP+ and executed by the eUICC. Therefore, the Test Sequence referencing into this section can be applied as defined by SGP.23

4.2.4.1 Conformance Requirements

References

GSMA RSP Technical Specification [4] and eSIM IoT Technical Specification [3]

4.2.4.2 Test Cases

4.2.4.2.1 TC_eUICC_ES8+.ConfigureISDP

All the functions related to ES8+ SHALL be processed as defined in section 5.5 of SGP.22 [4]. They are called by the SM-DP+ and executed by the eUICC.

Test Sequence #01 Nominal: Empty Proprietary Data

This test sequence is the same as SGP.23 [8] - the *Test Sequence #01 Nominal: Empty Proprietary Data* defined in section 4.2.4.2.1 TC_eUICC_ES8+.ConfigureISDP

Test Sequence #02 Nominal: Proprietary Data with the maximum length authorized (i.e. 128 bytes)

This test sequence is the same as SGP.23 [8] - the *Test Sequence #02 Nominal: Proprietary Data with the maximum length authorized (i.e. 128 bytes)* defined in section 4.2.4.2.1 TC_eUICC_ES8+.ConfigureISDP

Test Sequence #03 Error: Proprietary Data with the maximum length exceeded (i.e. 129 bytes)

This test sequence is the same as SGP.23 [8] - the *Test Sequence #03 Error: Proprietary Data with the maximum length exceeded (i.e. 129 bytes)* defined in section 4.2.4.2.1 TC_eUICC_ES8+.ConfigureISDP

4.2.5 ES8+ (SM-DP+ -- eUICC): StoreMetadata

4.2.5.1 Conformance Requirements

References

GSMA RSP Technical Specification [4] and eSIM IoT Technical Specification [3]

4.2.5.2 Test Cases

4.2.5.2.1 TC_eUICC_ES8+.StoreMetadata

All the functions related to ES8+ SHALL be processed as defined in section 5.5 of SGP.22 [4]. They are called by the SM-DP+ and executed by the eUICC.

Test Sequence #01 Nominal: All Metadata fields present (PNG icon used and PPR1 set)

This test sequence is the same as SGP.23 [8] - the *Test Sequence #01 Nominal: All Metadata fields present (PNG icon used and PPR1 set)* defined in section 4.2.5.2.1 TC_eUICC_ES8+.StoreMetadata

Test Sequence #02 Nominal: With JPG icon

This test sequence is the same as SGP.23 [8] - the *Test Sequence #02 Nominal: With JPG icon* defined in section 4.2.5.2.1 TC_eUICC_ES8+.StoreMetadata.

Test Sequence #03 Nominal: Without providing Profile Class

This test sequence is the same as SGP.23 [8] - the *Test Sequence #03 Nominal: Without providing Profile Class* defined in section 4.2.5.2.1 TC_eUICC_ES8+.StoreMetadata

Test Sequence #04 Nominal: With PPR2 set

This test sequence is the same as SGP.23 [8] - the *Test Sequence #04 Nominal: With PPR2 set* defined in section 4.2.5.2.1 TC_eUICC_ES8+.StoreMetadata

Test Sequence #05 Nominal: With PPR1 and PPR2 set

This test sequence is the same as SGP.23 [8] - the *Test Sequence #01 Nominal: All Metadata fields present (PNG icon used and PPR1 set)* defined in section 4.2.5.2.1 TC_eUICC_ES8+.StoreMetadata

This test sequence is the same as SGP.23 [8] - the *Test Sequence #05 Nominal: With PPR1 and PPR2 set* defined in section 4.2.5.2.1 TC_eUICC_ES8+.StoreMetadata

Test Sequence #06 VOID

Test Sequence #07 Error: ICCID already present in the eUICC

This test sequence is the same as SGP.23 [8] - the *Test Sequence #07 Error: ICCID already present in the eUICC* defined in section 4.2.5.2.1 TC_eUICC_ES8+.StoreMetadata

Test Sequence #08 Error: Profile Policy Rule is set but Profile Owner is not

This test sequence is the same as SGP.23 [8] - the *Test Sequence #08 Error: Profile Policy Rule is set but Profile Owner is not* defined in section 4.2.5.2.1 TC_eUICC_ES8+.StoreMetadata

Test Sequence #09 Error: Profile Owner is set with a wildcard ('E') digits

This test sequence is the same as SGP.23 [8] - the *Test Sequence #09 Error: Profile Owner is set with a wildcard ('E') digits* defined in section 4.2.5.2.1
TC_eUICC_ES8+.StoreMetadata

Test Sequence #10 Error: Icon Type is set but icon is not

This test sequence is the same as SGP.23 [8] - the *Test Sequence #10 Error: Icon Type is set but icon is not* defined in section 4.2.5.2.1
TC_eUICC_ES8+.StoreMetadata

4.2.5.2.2 TC_eUICC_ES8+.StoreMetadata_Service_Specific_Data

All the functions related to ES8+ SHALL be processed as defined in section 5.5 of SGP.22 [4]. They are called by the SM-DP+ and executed by the eUICC.

Test Sequence #01 Nominal: Metadata include service-specific data, stored

This test sequence is the same as SGP.23 [8] - the *Test Sequence #01 Nominal: Metadata include service-specific data, stored* defined in section 4.2.5.2.2
TC_eUICC_ES8+.StoreMetadata_Service_Specific_Data

Test Sequence #02 Nominal: Metadata include service-specific data, not stored

This test sequence is the same as SGP.23 [8] - the *Test Sequence #02 Nominal: Metadata include service-specific data, not stored* defined in section 4.2.5.2.2
TC_eUICC_ES8+.StoreMetadata_Service_Specific_Data

Test Sequence #03 Nominal: Metadata include service-specific data, stored and not stored

This test sequence is the same as SGP.23 [8] - the *Test Sequence #03 Nominal: Metadata include service-specific data, stored and not stored* defined in section 4.2.5.2.2
TC_eUICC_ES8+.StoreMetadata_Service_Specific_Data

4.2.6 ES8+ (SM-DP+ -- eUICC): ReplaceSessionKeys

All the functions related to ES8+ SHALL be processed as defined in section 5.5 of SGP.22 [4]. They are called by the SM-DP+ and executed by the eUICC.

4.2.6.1 Conformance Requirements

References

GSMA RSP Technical Specification [4] and eSIM IoT Technical Specification [3]

4.2.6.2 Test Cases

4.2.6.2.1 TC_eUICC_ES8+.ReplaceSessionKeys

All the functions related to ES8+ SHALL be processed as defined in section 5.5 of SGP.22 [4]. They are called by the SM-DP+ and executed by the eUICC.

Test Sequence #01 Error: Incorrect PPK size

This test sequence is the same as SGP.23 [8] - the *Test Sequence #01 Error: Incorrect PPK size* defined in section 4.2.6.2.1 *TC_eUICC_ES8+.ReplaceSessionKeys*.

4.2.7 ES8+ (SM-DP+ -- eUICC): LoadProfileElements

4.2.7.1 Conformance Requirements

References

GSMA RSP Technical Specification [4] and eSIM IoT Technical Specification [3]

4.2.7.2 Test Cases

4.2.7.2.1 TC_eUICC_ES8+.LoadProfileElements

All the functions related to ES8+ SHALL be processed as defined in section 5.5 of SGP.22 [4]. They are called by the SM-DP+ and executed by the eUICC.

Test Sequence #01 Error: EFICCID different from the ICCID provided in the Profile Metadata

This test sequence is the same as SGP.23 [8] - the *Test Sequence #01 Error: EFICCID different from the ICCID provided in the Profile Metadata* defined in section 4.2.7.2.1 *TC_eUICC_ES8+.LoadProfileElements*.

Test Sequence #02 Error: MCC / MNC of EFIMSI different from MCC / MNC of Profile Owner present in Metadata

This test sequence is the same as SGP.23 [8] - the *Test Sequence #02 Error: MCC / MNC of EFIMSI different from MCC / MNC of Profile Owner present in Metadata* defined in section 4.2.7.2.1 *TC_eUICC_ES8+.LoadProfileElements*.

Test Sequence #03 Error: Session MAC chaining used instead of new Initial MAC chaining

This test sequence is the same as SGP.23 [8] - the *Test Sequence #03 Error: Session MAC chaining used instead of new Initial MAC chaining* defined in section 4.2.7.2.1 *TC_eUICC_ES8+.LoadProfileElements*.

Test Sequence #04 Error: S-MAC used instead of PPK-MAC

This test sequence is the same as SGP.23 [8] - the *Test Sequence #04 Error: S-MAC used instead of PPK-MAC* defined in section 4.2.7.2.1 *TC_eUICC_ES8+.LoadProfileElements*.

Test Sequence #05 Error: S-ENC used instead of PPK-ENC

This test sequence is the same as SGP.23 [8] - the *Test Sequence #05 Error: S-ENC used instead of PPK-ENC* defined in section 4.2.7.2.1 *TC_eUICC_ES8+.LoadProfileElements*.

Test Sequence #06 Error: Profile Downloading stopped by a Reset

This test sequence is the same as SGP.23 [8] - the *Test Sequence #06 Error: Profile Downloading stopped by a Reset* defined in section 4.2.7.2.1 TC_eUICC_ES8+.LoadProfileElements.

Test Sequence #07 Nominal: ICCID in the 'ProfileHeader' PE is ignored by the eUICC

This test sequence is the same as SGP.23 [8] - the *Test Sequence #07 Nominal: ICCID in the 'ProfileHeader' PE is ignored by the eUICC* defined in section 4.2.7.2.1 TC_eUICC_ES8+.LoadProfileElements.

Test Sequence #08 Nominal: With gid1 and gid2 set

This test sequence is the same as SGP.23 [8] - the *Test Sequence #08 Nominal: With gid1 and gid2 set* defined in section 4.2.7.2.1 TC_eUICC_ES8+.LoadProfileElements

Test Sequence #09 Error: gid1 and gid2 provided in the Profile Metadata but not in the Profile Package

This test sequence is the same as SGP.23 [8] - the *Test Sequence #09 Error: gid1 and gid2 provided in the Profile Metadata but not in the Profile Package* defined in section 4.2.7.2.1 TC_eUICC_ES8+.LoadProfileElements

Test Sequence #10 Error: gid1 and gid2 not provided in the Profile Metadata but present in Profile Package

This test sequence is the same as SGP.23 [8] - the *Test Sequence #10 Error: gid1 and gid2 not provided in the Profile Metadata but present in Profile Package* defined in section 4.2.7.2.1 TC_eUICC_ES8+.LoadProfileElements

4.2.8 ES10a (IPA -- eUICC): GetEuiccConfiguredAddresses

4.2.8.1 Conformance Requirements

References

GSMA RSP Technical Specification [4] and eSIM IoT Technical Specification [3]

4.2.8.2 Test Cases

4.2.8.2.1 TC_eUICC_ES10a.GetEuiccConfiguredAddresses

This ES10a.GetEuiccConfiguredAddresses function is identical to the ES10a.GetEuiccConfiguredAddresses function defined in section 5.7.3 of SGP.22 [4], where the IPA plays the role of LPA.

Test Sequence #01 Nominal: Only Root SM-DS Address

This test sequence is the same as SGP.23 [8] - the *Test Sequence #01 Nominal: Only Root SM-DS Address* defined in 4.2.8.2.1 TC_eUICC_ES10a.GetEuiccConfiguredAddresses, where the S_LPAd plays the role of S_IPA.

Test Sequence #02 Nominal: Root SM-DS and Default SM-DP+ Addresses

This test sequence is the same as SGP.23 [8] - the *Test Sequence #02 Nominal: Root SM-DS and Default SM-DP+ Addresses* defined in 4.2.8.2.1

TC_eUICC_ES10a.GetEuiccConfiguredAddresses, where the S_LPA_d plays the role of S_IPA.

4.2.9 ES10a (IPA -- eUICC): SetDefaultDPAddress

4.2.9.1 Conformance Requirements

References

GSMA RSP Technical Specification [4] and eSIM IoT Technical Specification [3]

4.2.9.2 Test Cases

4.2.9.2.1 TC_eUICC_ES10a.SetDefaultDPAddress

The ES10a.SetDefaultDpAddress function is defined in section 5.9.25 of SGP.32 [3].

Test Sequence #01 Nominal: Set SM-DP+ Address with Address Empty in eUICC

This test sequence is the same as SGP.23 [8] - the *Test Sequence #01 Nominal: Set SM-DP+ Address with Address Empty in eUICC* defined in 4.2.9.2.1

TC_eUICC_ES10a.SetDefaultDPAddress, where the S_LPA_d plays the role of S_IPA and the ASN.1 tag of the function is defined in SGP.32 [3].

Test Sequence #02 Nominal: Set SM-DP+ Address with SM-DP+ Address already in eUICC

This test sequence is the same as SGP.23 [8] - the *Test Sequence #02 Nominal: Set SM-DP+ Address with SM-DP+ Address already in eUICC* defined in 4.2.9.2.1

TC_eUICC_ES10a.SetDefaultDPAddress, where the S_LPA_d plays the role of S_IPA and the ASN.1 tag of the function is defined in SGP.32 [3].

Test Sequence #03 Nominal: Set Empty SM-DP+ Address with SM-DP+ Address already in eUICC

This test sequence is the same as SGP.23 [8] - the *Test Sequence #03 Nominal: Set Empty SM-DP+ Address with SM-DP+ Address already in eUICC* defined in 4.2.9.2.1

TC_eUICC_ES10a.SetDefaultDPAddress, where the S_LPA_d plays the role of S_IPA and the ASN.1 tag of the function is defined in SGP.32 [3].

Test Sequence #04 Nominal: Set Empty SM-DP+ Address with Empty SM-DP+ Address in eUICC

This test sequence is the same as SGP.23 [8] - the *Test Sequence #04 Nominal: Set Empty SM-DP+ Address with Empty SM-DP+ Address in eUICC* defined in 4.2.9.2.1

TC_eUICC_ES10a.SetDefaultDPAddress, where the S_LPA_d plays the role of S_IPA and the ASN.1 tag of the function is defined in SGP.32 [3] and the ASN.1 tag of the function is defined in SGP.32 [3].

4.2.10 ES10b (IPA -- eUICC): PrepareDownload

4.2.10.1 Conformance Requirements

GSMA RSP Technical Specification [4] and eSIM IoT Technical Specification [3]

4.2.10.2 Test Cases

4.2.10.2.1 TC_eUICC_ES10b.PrepareDownloadNIST

This ES10b.PrepareDownload function is identical to the ES10b.PrepareDownload function defined in section 5.7.5 of SGP.22 [4], where the IPA plays the role of LPA.

Test Sequence #01 Nominal: Without Confirmation Code

This test sequence is the same as SGP.23 [8] - the *Test Sequence #01 Nominal: Without Confirmation Code* defined in 4.2.10.2.1 TC_eUICC_ES10b.PrepareDownloadNIST, where the S_LPA_d plays the role of S_IPA.

Test Sequence #02 Nominal: With Confirmation Code

This test sequence is the same as SGP.23 [8] - the *Test Sequence #02 Nominal: With Confirmation Code* defined in 4.2.10.2.1 TC_eUICC_ES10b.PrepareDownloadNIST, where the S_LPA_d plays the role of S_IPA.

Test Sequence #03 Nominal: With an unknown otPK.EUICC.ECKA

The purpose of this test is to verify that the eUICC does not use the one-time key pair given by the SM-DP+ when its value does not correspond to a stored one-time key pair. In this case, the eUICC SHALL generate a new set of key.

This test sequence is the same as SGP.23 [8] - the *Test Sequence #03 Nominal: With an unknown otPK.EUICC.ECKA* defined in 4.2.10.2.1 TC_eUICC_ES10b.PrepareDownloadNIST, where the S_LPA_d plays the role of S_IPA.

4.2.10.2.2 TC_eUICC_ES10b.PrepareDownloadBRP

This ES10b.PrepareDownload function is identical to the ES10b.PrepareDownload function defined in section 5.7.5 of SGP.22 [4], where the IPA plays the role of LPA.

Test Sequence #01 Nominal: Without Confirmation Code

This test sequence SHALL be the same as SGP.23 [8] - the Test Sequence #01 defined in section 4.2.10.2.1 – TC_eUICC_ES10b.PrepareDownloadNIST except that all keys and certificates SHALL be based on BrainpoolP256r1.

Test Sequence #02 Nominal: With Confirmation Code

This test sequence SHALL be the same as SGP.23 [8] - the Test Sequence #02 defined in section 4.2.10.2.1 – TC_eUICC_ES10b.PrepareDownloadNIST except that all keys and certificates SHALL be based on BrainpoolP256r1.

Test Sequence #03 Nominal: With an unknown otPK.EUICC.ECKA

This test sequence SHALL be the same as SGP.23 [8] - the Test Sequence #03 defined in section 4.2.10.2.1 – TC_eUICC_ES10b.PrepareDownloadNIST except that all keys and certificates SHALL be based on BrainpoolP256r1.

4.2.10.2.3 TC_eUICC_ES10b.PrepareDownloadFRP

This test case is defined as FFS and not applicable for this version of test specification.

4.2.10.2.4 TC_eUICC_ES10b.PrepareDownloadErrorCases

This ES10b.PrepareDownload function is identical to the ES10b.PrepareDownload function defined in section 5.7.5 of SGP.22 [4], where the IPA plays the role of LPA.

Sequence #01 Error: No Hashed Confirmation Code but with Confirmation Code Required Flag set to TRUE

This test sequence is the same as SGP.23 [8] - the *Sequence #01 Error: No Hashed Confirmation Code but with Confirmation Code Required Flag set to TRUE* defined in 4.2.10.2.4 TC_eUICC_ES10b.PrepareDownloadErrorCases, where the S_LPAd plays the role of S_IPA.

Test Sequence #02 Error: With incorrect CERT.DPpb.ECDSA (i.e. invalid signature)

This test sequence is the same as SGP.23 [8] - the *Test Sequence #02 Error: With incorrect CERT.DPpb.ECDSA (i.e. invalid signature)* defined in 4.2.10.2.4 TC_eUICC_ES10b.PrepareDownloadErrorCases, where the S_LPAd plays the role of S_IPA.

Test Sequence #03 Error: CERT.DPpb.ECDSA and CERT.DPauth.ECDSA not belonging to the same entity

This test sequence is the same as SGP.23 [8] - the *Test Sequence #03 Error: CERT.DPpb.ECDSA and CERT.DPauth.ECDSA not belonging to the same entity* defined in 4.2.10.2.4 TC_eUICC_ES10b.PrepareDownloadErrorCases, where the S_LPAd plays the role of S_IPA.

Test Sequence #04 Error: With invalid SM-DP+ signature

This test sequence is the same as SGP.23 [8] - the *Test Sequence #04 Error: With invalid SM-DP+ signature* defined in 4.2.10.2.4 TC_eUICC_ES10b.PrepareDownloadErrorCases, where the S_LPAd plays the role of S_IPA.

Test Sequence #05 Error: With invalid Transaction ID

This test sequence is the same as SGP.23 [8] - the *Test Sequence #05 Error: With invalid Transaction ID* defined in 4.2.10.2.4 TC_eUICC_ES10b.PrepareDownloadErrorCases, where the S_LPAd plays the role of S_IPA.

Test Sequence #06 Error: SM-DP+ has not been previously authenticated

This test sequence is the same as SGP.23 [8] - the *Test Sequence #06 Error: SM-DP+ has not been previously authenticated* defined in 4.2.10.2.4 TC_eUICC_ES10b.PrepareDownloadErrorCases, where the S_LPA_d plays the role of S_IPA.

Test Sequence #07 Error: Unsupported curve

This test sequence is the same as SGP.23 [8] - the *Test Sequence #07 Error: Unsupported curve* defined in 4.2.10.2.4 TC_eUICC_ES10b.PrepareDownloadErrorCases, where the S_LPA_d plays the role of S_IPA.

Test Sequence #08 Error: Invalid Certificate Role OID

The purpose of this sequence is to make sure that the eUICC refuses any SM-DP+ Certificate for Profile Package Binding that does not indicate “id-rspRole-dp-pb” in its extension for Certificate Policies.

This test sequence is the same as SGP.23 [8] - the *Test Sequence #08 Error: Invalid Certificate Role OID* defined in 4.2.10.2.4 TC_eUICC_ES10b.PrepareDownloadErrorCases, where the S_LPA_d plays the role of S_IPA.

4.2.11 ES10b (IPA -- eUICC): LoadBoundProfilePackage

4.2.11.1 Conformance Requirements

References

GSMA RSP Technical Specification [4] and eSIM IoT Technical Specification [3]

4.2.11.2 Test Cases

4.2.11.2.1 TC_eUICC_ES10b.LoadBoundProfilePackageNIST

This ES10b.LoadBoundProfilePackage function is identical to the ES10b.LoadBoundProfilePackage function defined in section 5.7.6 of SGP.22 [4], where the IPA plays the role of LPA.

Test Sequence #01 Nominal: By using S-ENC and S-MAC

This test sequence is the same as SGP.23 [8] - the *Test Sequence #01 Nominal: By using S-ENC and S-MAC* defined in 4.2.11.2.1 TC_eUICC_ES10b.LoadBoundProfilePackageNIST, where the S_LPA_d plays the role of S_IPA.

Test Sequence #02 Nominal: By using PPK-ENC and PPK-MAC

The purpose of this test is to download the PROFILE_OPERATIONAL1 by using a new set of random session keys: PPK-ENC, PPK-MAC and Initial MAC chaining value.

This test sequence is the same as SGP.23 [8] - the *Test Sequence #02 Nominal: By using PPK-ENC and PPK-MAC* defined in 4.2.11.2.1

TC_eUICC_ES10b.LoadBoundProfilePackageNIST, where the S_LPAd plays the role of S_IPA.

4.2.11.2.2 TC_eUICC_ES10b.LoadBoundProfilePackageBRP

This ES10b.LoadBoundProfilePackage function is identical to the ES10b.LoadBoundProfilePackage function defined in section 5.7.6 of SGP.22 [4], where the IPA plays the role of LPA.

Test Sequence #01 Nominal: By using S-ENC and S-MAC

This test sequence SHALL be the same as SGP.23 [8] - the Test Sequence #01 defined in section 4.2.11.2.1 – TC_eUICC_ES10b.LoadBoundProfilePackageNIST except that all keys and certificates SHALL be based on BrainpoolP256r1.

Test Sequence #02 Nominal: By using PPK-ENC and PPK-MAC

This test sequence SHALL be the same as SGP.23 [8] - the *Test Sequence #02 Nominal* defined in section 4.2.11.2.1 – TC_eUICC_ES10b. LoadBoundProfilePackageNIST except that all keys and certificates SHALL be based on BrainpoolP256r1.

4.2.11.2.3 TC_eUICC_ES10b.LoadBoundProfilePackageFRP

This test case is defined as FFS and not applicable for this version of test specification.

4.2.11.2.4 TC_eUICC_ES10b.LoadBoundProfilePackage_ErrorCases

This ES10b.LoadBoundProfilePackage function is identical to the ES10b.LoadBoundProfilePackage function defined in section 5.7.6 of SGP.22 [4], where the IPA plays the role of LPA.

Test Sequence #01 Error: Unrecognized leading tag in BPP

The purpose of this test is to ensure that the eUICC rejects any BPP segment with an unrecognized leading tag during Profile download. In such case, the eUICC SHALL return a SW of 0x6A88 and SHALL not discard the download session state.

This test sequence is the same as SGP.23 [8] - the *Test Sequence #01 Error: Unrecognized leading tag in BPP* defined in 4.2.11.2.4

TC_eUICC_ES10b.LoadBoundProfilePackage_ErrorCases, where the S_LPAd plays the role of S_IPA.

Test Sequence #02 Error: GetEUICCChallenge during BPP loading

The purpose of this test is to ensure that the eUICC accepts an ES10b.GetEUICCChallenge request indicating the start of a new RSP session while a BPP is loaded.

Initial Conditions	
Entity	Description of the initial condition
eUICC	No Notification is stored in the eUICC's Pending Notifications List.

Step	Direction	Sequence / Description	Expected result
IC1		Generate the <OTPK_S_SM_DP+_ECKA> and <OT_SK_S_SM_DP+_ECKA>	
IC2		<BPP> = MTD_GENERATE_BPP(#S_INIT_SC_PROF1, #CONF_ISDP_PROF1, #METADATA_OP_PROF1, NO_PARAM, #UPP_OP_PROF1)	
IC3		Split the <BPP> into several segments arrays named: <ul style="list-style-type: none"> • <BPP_SEG_INIT> • <BPP_SEG_A0> • <BPP_SEG_A1> • <BPP_SEG_A3> 	
IC4	S_LPAAd → eUICC	MTD_STORE_DATA_SCRIPT(<BPP_SEG_INIT>)	SW=0x9000 without response data for all STORE DATA commands
IC5	S_LPAAd → eUICC	MTD_STORE_DATA_SCRIPT(<BPP_SEG_A0>)	SW=0x9000 without response data for all STORE DATA commands
IC6	S_LPAAd → eUICC	MTD_STORE_DATA_SCRIPT(<BPP_SEG_A1>)	SW=0x9000 without response data for all STORE DATA commands
1	S_LPAAd → eUICC	MTD_STORE_DATA(#GET_EUICC_CHALLENGE)	#R_CHALLENGE SW=0x9000
2	S_LPAAd → eUICC	MTD_STORE_DATA_SCRIPT(<BPP_SEG_A3>)	SW=0x6A88 or 0x6985
3	S_LPAAd → eUICC	MTD_STORE_DATA(MTD_GET_PROFILE_INFO(#ICCID_OP_PROF1, NO_PARAM))	resp ProfileInfoListResponse ::= profileInfoListOk :{} SW=0x9000
4	S_LPAAd → eUICC	MTD_STORE_DATA(#RETRIEVE_NOTIF_ALL)	#R_RETRIEVE_NOTIF_NONE SW = 0x9000

4.2.12 ES10b (LPA – eUICC): GetEUICCChallenge

4.2.12.1 Conformance Requirements

References

GSMA RSP Technical Specification [4] and eSIM IoT Technical Specification [3]

4.2.12.2 Test Cases

4.2.12.2.1 TC_eUICC_ES10b.GetEUICCChallenge

This function is identical to the ES10b.GetEUICCChallenge function defined in section 5.7.7 of SGP.22 [4], where the IPA plays the role of LPA.

Test Sequence #01 Nominal

This test sequence is the same as SGP.23 [8] - the *Test Sequence #01 Nominal* defined in 4.2.12.2.1 TC_eUICC_ES10b.GetEUICCChallenge, where the S_LPAd plays the role of S_IPA.

4.2.13 ES10b (IPA -- eUICC): GetEUICCInfo

4.2.13.1 Conformance Requirements

References

GSMA RSP Technical Specification [4] and eSIM IoT Technical Specification [3]

4.2.13.2 Test Cases

4.2.13.2.1 TC_eUICC_ES10b.GetEUICCInfo1

This function is identical to the ES10b.GetEUICCInfo function defined in section 5.7.8 of SGP.22 [4], where the IPA plays the role of LPA.

Test Sequence #01 Nominal

This test sequence is the same as SGP.23 [8] - the *Test Sequence #01 Nominal* defined in 4.2.13.2.1 TC_eUICC_ES10b.GetEUICCInfo1, where the S_LPAd plays the role of S_IPA.

Test Sequence #02 Nominal: GetEUICCInfo call after GetEUICCChallenge

This test sequence is the same as SGP.23 [8] - the *Test Sequence #02 Nominal: GetEUICCInfo call after GetEUICCChallenge* defined in 4.2.13.2.1 TC_eUICC_ES10b.GetEUICCInfo1, where the S_LPAd plays the role of S_IPA.

Test Sequence #03 Nominal: GetEUICCInfo1 call after AuthenticateServer

This test sequence is the same as SGP.23 [8] - the *Test Sequence #01 Nominal* defined in 4.2.13.2.1 TC_eUICC_ES10b.GetEUICCInfo1, where the S_LPAd plays the role of S_IPA.

4.2.13.2.2 TC_eUICC_ES10b.GetEUICCInfo2_RSP_Integrated_eUICC

NOTE: This test case is FFS.

4.2.14 VOID

4.2.15 ES10b (IPA -- eUICC): RetrieveNotificationsList

4.2.15.1 Conformance Requirements

References

GSMA RSP Technical Specification [4] and eSIM IoT Technical Specification [3]:

- Section 5.9.11

4.2.15.2 Test Cases

Throughout all the RetrieveNotificationsList test cases the maximum number of Notifications simultaneously tested has been set to two as there is no minimum defined in SGP.31 [2] or SGP.32 [3] for the number of Notifications that can be stored by the eUICC.

4.2.15.2.1 TC_eUICC_ES10b.RetrieveNotificationsList

General Initial Conditions	
Entity	Description of the general initial condition
eUICC	No Operational Profile is installed on the eUICC.
eUICC	No Notifications are stored in the eUICC's Pending Notifications List.

Test Sequence #01 Nominal: Retrieve by Sequence Number for Install Notification

Step	Direction	Sequence / Description	Expected result
IC1		PROC_EUICC_INITIALIZATION_SEQUENCE	
IC2		PROC_OPEN_LOGICAL_CHANNEL_AND_SELECT_ISDR	
IC3		Install PROFILE_OPERATIONAL1. Do not remove both the Notifications.	
IC4	S_IPAd → eUICC	MTD_STORE_DATA(#RETRIEVE_NOTIF_ALL)	#R_RETRIEVE_NOTIF_IN1_IN1_PIR SW = 0x9000
1	S_IPAd → eUICC	MTD_STORE_DATA(MTD_RETRIEVE_NOTIF_SEQ_NUM(<NOTIF_SEQ_NO_IN 1>))	#R_RETRIEVE_NOTIF_IN1 SW = 0x9000 • Verify the euiccNotificationSignature <TBS_EUICC_NOTIF_SIG> using the #PK_EUICC_ECDSA
2	S_IPAd → eUICC	MTD_STORE_DATA(MTD_RETRIEVE_NOTIF_SEQ_NUM(<NOTIF_SEQ_NO_IN 1_PIR>))	#R_RETRIEVE_NOTIF_IN1_PIR SW = 0x9000 • Verify the euiccSignPIR <EUICC_SIGN_PIR> using the #PK_EUICC_ECDSA

Test Sequence #02 Nominal: Retrieve by Sequence Number for Enable Notification

Step	Direction	Sequence / Description	Expected result
IC1		PROC_EUICC_INITIALIZATION_SEQUENCE	
IC2		PROC_OPEN_LOGICAL_CHANNEL_AND_SELECT_ISDR	
IC3		Install PROFILE_OPERATIONAL1. Remove both the Notifications.	
IC4		Enable PROFILE_OPERATIONAL1. Do not remove the Notification.	

IC5	S_IPAd → eUICC	MTD_STORE_DATA(#RETRIEVE_NOTIF_ALL)	#R_RETRIEVE_NOTIF_EN1 SW = 0x9000
1	S_IPAd → eUICC	MTD_STORE_DATA(MTD_RETRIEVE_NOTIF_SE Q_NUM(<NOTIF_SEQ_NO_E N1>))	#R_RETRIEVE_NOTIF_EN1 SW = 0x9000 • Verify the euiccNotificationSignature <TBS_EUICC_NOTIF_SIG> using the #PK_EUICC_ECDSA

Test Sequence #03 Nominal: Retrieve by Sequence Number for Disable Notification

Step	Direction	Sequence / Description	Expected result
IC1		PROC_EUICC_INITIALIZATION_SEQUENCE	
IC2		PROC_OPEN_LOGICAL_CHANNEL_AND_SELECT_ISDR	
IC3		Install PROFILE_OPERATIONAL1. Remove both the Notifications.	
IC4		Enable PROFILE_OPERATIONAL1. Remove the Notification.	
IC5		Disable PROFILE_OPERATIONAL1. Do not remove the Notification.	
IC6	S_IPAd → eUICC	MTD_STORE_DATA(#RETRIEVE_NOTIF_ALL)	#R_RETRIEVE_NOTIF_DI1 SW = 0x9000
1	S_IPAd → eUICC	MTD_STORE_DATA(MTD_RETRIEVE_NOTIF_SE Q_NUM(<NOTIF_SEQ_NO_DI 1>))	#R_RETRIEVE_NOTIF_DI1 SW = 0x9000 • Verify the euiccNotificationSignature <TBS_EUICC_NOTIF_SIG> using the #PK_EUICC_ECDSA

Test Sequence #04 Nominal: Retrieve by Sequence Number for Delete Notification

Step	Direction	Sequence / Description	Expected result
IC1		PROC_EUICC_INITIALIZATION_SEQUENCE	
IC2		PROC_OPEN_LOGICAL_CHANNEL_AND_SELECT_ISDR	
IC3		Install PROFILE_OPERATIONAL1. Remove both the Notifications.	
IC4		Enable PROFILE_OPERATIONAL1. Remove the Notification.	
IC5		Disable PROFILE_OPERATIONAL1. Remove the Notification.	
IC6		Delete PROFILE_OPERATIONAL1. Do not remove the Notification.	
IC7	S_IPAd → eUICC	MTD_STORE_DATA(#RETRIEVE_NOTIF_ALL)	#R_RETRIEVE_NOTIF_DE1 SW = 0x9000
1	S_IPAd → eUICC	MTD_STORE_DATA(MTD_RETRIEVE_NOTIF_SE Q_NUM(<NOTIF_SEQ_NO_D E1>))	#R_RETRIEVE_NOTIF_DE1 SW = 0x9000 • Verify the euiccNotificationSignature <TBS_EUICC_NOTIF_SIG> using the #PK_EUICC_ECDSA

Test Sequence #05 Nominal: Retrieve by Sequence Number for Two Install (PIR) Notifications with different Notification Addresses

Step	Direction	Sequence / Description	Expected result
IC1		PROC_EUICC_INITIALIZATION_SEQUENCE	
IC2		PROC_OPEN_LOGICAL_CHANNEL_AND_SELECT_ISDR	
IC3		Install PROFILE_OPERATIONAL1 with #METADATA_OP_PROF1_NO_INSTALL. Do not remove the Notification.	
IC4		Install PROFILE_OPERATIONAL2 with #METADATA_OP_PROF2_NO_INSTALL. The default Profile downloading procedure defined in section 2.2.3.1 SHALL be used with the following exceptions: <ul style="list-style-type: none"> • #CERT_S_SM_DP2auth_ECDSA SHALL be set in #AUTH_SMDP_MATCH_ID rather than #CERT_S_SM_DPauth_ECDSA • #TEST_DP_ADDRESS2 SHALL be set in #AUTH_SMDP_MATCH_ID rather than #TEST_DP_ADDRESS1 • #CERT_S_SM_DP2pb_ECDSA SHALL be set in #PREP_DOWNLOAD_NO_CC rather than #CERT_S_SM_DPpb_ECDSA Do not remove the Notification.	
IC5	S_IPAd → eUICC	MTD_STORE_DATA(#RETRIEVE_NOTIF_ALL)	#R_RETRIEVE_NOTIF_IN1_PIR_IN2_PIR SW = 0x9000
1	S_IPAd → eUICC	MTD_STORE_DATA(MTD_RETRIEVE_NOTIF_SE Q_NUM(<NOTIF_SEQ_NO_IN 1_PIR>))	#R_RETRIEVE_NOTIF_IN1_PIR SW = 0x9000 • Verify the euiccSignPIR <EUICC_SIGN_PIR> using the #PK_EUICC_ECDSA
2	S_IPAd → eUICC	MTD_STORE_DATA(MTD_RETRIEVE_NOTIF_SE Q_NUM(<NOTIF_SEQ_NO_IN 2_PIR>))	#R_RETRIEVE_NOTIF_IN2_PIR SW = 0x9000 • Verify the euiccSignPIR <EUICC_SIGN_PIR> using the #PK_EUICC_ECDSA

Test Sequence #06 Nominal: Retrieve by Sequence Number for Install (PIR) and Enable Notifications

Step	Direction	Sequence / Description	Expected result
IC1		PROC_EUICC_INITIALIZATION_SEQUENCE	
IC2		PROC_OPEN_LOGICAL_CHANNEL_AND_SELECT_ISDR	
IC3		Install PROFILE_OPERATIONAL1 with #METADATA_OP_PROF1_NO_INSTALL. Do not remove the Notification.	
IC4		Enable PROFILE_OPERATIONAL1. Do not remove the Notification.	
IC5	S_IPAd → eUICC	MTD_STORE_DATA(#RETRIEVE_NOTIF_ALL)	#R_RETRIEVE_NOTIF_IN1_PIR_EN1 SW = 0x9000
1	S_IPAd → eUICC	MTD_STORE_DATA(MTD_RETRIEVE_NOTIF_SE Q_NUM(<NOTIF_SEQ_NO_IN 1_PIR>))	#R_RETRIEVE_NOTIF_IN1_PIR SW = 0x9000 • Verify the euiccSignPIR <EUICC_SIGN_PIR> using the #PK_EUICC_ECDSA

2	S_IPAd → eUICC	MTD_STORE_DATA(MTD_RETRIEVE_NOTIF_SE Q_NUM(<NOTIF_SEQ_NO_E N1>))	#R_RETRIEVE_NOTIF_EN1 SW = 0x9000 • Verify the euiccNotificationSignature <TBS_EUICC_NOTIF_SIG> using the #PK_EUICC_ECDSA
---	-------------------	--	---

Test Sequence #07 Nominal: Retrieve by Sequence Number for Disable and Delete Notifications

Step	Direction	Sequence / Description	Expected result
IC1		PROC_EUICC_INITIALIZATION_SEQUENCE	
IC2		PROC_OPEN_LOGICAL_CHANNEL_AND_SELECT_ISDR	
IC3		Install PROFILE_OPERATIONAL1. Remove both the Notifications.	
IC4		Enable PROFILE_OPERATIONAL1. Remove the Notification	
IC5		Disable PROFILE_OPERATIONAL1. Do not remove the Notification	
IC6		Delete PROFILE_OPERATIONAL1. Do not remove the Notification	
IC7	S_IPAd → eUICC	MTD_STORE_DATA(#RETRIEVE_NOTIF_ALL)	#R_RETRIEVE_NOTIF_DI1_DE1 SW = 0x9000
1	S_IPAd → eUICC	MTD_STORE_DATA(MTD_RETRIEVE_NOTIF_SE Q_NUM(<NOTIF_SEQ_NO_DI 1>))	#R_RETRIEVE_NOTIF_DI1 SW = 0x9000 • Verify the euiccNotificationSignature <TBS_EUICC_NOTIF_SIG> using the #PK_EUICC_ECDSA
2	S_IPAd → eUICC	MTD_STORE_DATA(MTD_RETRIEVE_NOTIF_SE Q_NUM(<NOTIF_SEQ_NO_D E1>))	#R_RETRIEVE_NOTIF_DE1 SW = 0x9000 • Verify the euiccNotificationSignature <TBS_EUICC_NOTIF_SIG> using the #PK_EUICC_ECDSA

Test Sequence #08 Nominal: Retrieve by Sequence Number for Install (OtherSignedNotification) and Enable Notifications

Step	Direction	Sequence / Description	Expected result
IC1		PROC_EUICC_INITIALIZATION_SEQUENCE	
IC2		PROC_OPEN_LOGICAL_CHANNEL_AND_SELECT_ISDR	
IC3		Install PROFILE_OPERATIONAL1. Remove the PIR notification, but do not remove the OtherSignedNotification.	
IC4		Enable PROFILE_OPERATIONAL1. Do not remove the Notification.	
IC5	S_IPAd → eUICC	MTD_STORE_DATA(#RETRIEVE_NOTIF_ALL)	#R_RETRIEVE_NOTIF_IN1_EN1 SW = 0x9000
1	S_IPAd → eUICC	MTD_STORE_DATA(MTD_RETRIEVE_NOTIF_SEQ_N UM(<NOTIF_SEQ_NO_IN1>))	#R_RETRIEVE_NOTIF_IN1 SW = 0x9000 • Verify the euiccNotificationSignature <TBS_EUICC_NOTIF_SIG> using the #PK_EUICC_ECDSA

2	S_IPAd → eUICC	MTD_STORE_DATA(MTD_RETRIEVE_NOTIF_SEQ_N UM(<NOTIF_SEQ_NO_EN1>))	#R_RETRIEVE_NOTIF_EN1 SW = 0x9000 • Verify the euiccNotificationSignature <TBS_EUICC_NOTIF_SIG> using the #PK_EUICC_ECDSA
---	-------------------	--	---

Test Sequence #09 Nominal: Retrieve by Sequence Number for Enable and Install (PIR) notifications

Step	Direction	Sequence / Description	Expected result
IC1		PROC_EUICC_INITIALIZATION_SEQUENCE	
IC2		PROC_OPEN_LOGICAL_CHANNEL_AND_SELECT_ISDR	
IC3		Install PROFILE_OPERATIONAL1. Remove both Notifications.	
IC4		Enable PROFILE_OPERATIONAL1. Do not remove the Notification.	
IC5		Install PROFILE_OPERATIONAL2 with #METADATA_OP_PROF2_NO_INSTALL. The default Profile downloading procedure defined in section 2.2.3.1 SHALL be used with the following exceptions: <ul style="list-style-type: none"> • #CERT_S_SM_DP2auth_ECDSA SHALL be set in #AUTH_SMDP_MATCH_ID rather than #CERT_S_SM_DPauth_ECDSA • #TEST_DP_ADDRESS2 SHALL be set in #AUTH_SMDP_MATCH_ID rather than #TEST_DP_ADDRESS1 • #CERT_S_SM_DP2pb_ECDSA SHALL be set in #PREP_DOWNLOAD_NO_CC rather than #CERT_S_SM_DPpb_ECDSA Do not remove the Notification.	
IC6	S_IPAd → eUICC	MTD_STORE_DATA(#RETRIEVE_NOTIF_ALL)	#R_RETRIEVE_NOTIF_EN1_IN2_PIR SW = 0x9000
1	S_IPAd → eUICC	MTD_STORE_DATA(MTD_RETRIEVE_NOTIF_SEQ_N UM(<NOTIF_SEQ_NO_IN2_PIR>))	#R_RETRIEVE_NOTIF_IN2_PIR SW = 0x9000 • Verify the euiccSignPIR <EUICC_SIGN_PIR> using the #PK_EUICC_ECDSA
2	S_IPAd → eUICC	MTD_STORE_DATA(MTD_RETRIEVE_NOTIF_SEQ_N UM(<NOTIF_SEQ_NO_EN1>))	#R_RETRIEVE_NOTIF_EN1 SW = 0x9000 • Verify the euiccNotificationSignature <TBS_EUICC_NOTIF_SIG> using the #PK_EUICC_ECDSA

Test Sequence #10 Nominal: Retrieve Sequence Numbers that are not present

Step	Direction	Sequence / Description	Expected result	REQ
IC1		PROC_EUICC_INITIALIZATION_SEQUENCE		
IC2		PROC_OPEN_LOGICAL_CHANNEL_AND_SELECT_ISDR		
IC3		Install PROFILE_OPERATIONAL1 with #METADATA_OP_PROF1_NO_INSTALL. Do not remove the Notification.		
IC4	S_IPAd → eUICC	MTD_STORE_DATA(#RETRIEVE_NOTIF_ALL)	#R_RETRIEVE_NOTIF_IN1_PIR SW = 0x9000	

1	S_IPAd → eUICC	MTD_STORE_DATA(MTD_RETRIEVE_NOTIF_SEQ_NUM(M(<NOTIF_SEQ_NO_IN1_PIR>)))	#R_RETRIEVE_NOTIF_IN1_PIR SW = 0x9000 • Verify the euiccSignPIR <EUICC_SIGN_PIR> using the #PK_EUICC_ECDSA
2	S_IPAd → eUICC	MTD_STORE_DATA(MTD_RETRIEVE_NOTIF_SEQ_NUM(M(<NOTIF_SEQ_NO_IN1_PIR> +1)))	#R_RETRIEVE_NOTIF_NONE SW = 0x9000

Test Sequence #11 Nominal: Retrieve by Notification Type for Install Notifications

This test sequence is the same as SGP.23 [8] - the *Test Sequence #11 Nominal: Retrieve by Notification Type for Install Notifications* defined in 4.2.15.2.1

TC_eUICC_ES10b.RetrieveNotificationsList, where the S_LPAd plays the role of S_IPA.

Test Sequence #12 Nominal: Retrieve by Notification Type for Enable Notification

This test sequence is the same as SGP.23 [8] - the *Test Sequence #12 Nominal: Retrieve by Notification Type for Enable Notification* defined in 4.2.15.2.1

TC_eUICC_ES10b.RetrieveNotificationsList, where the S_LPAd plays the role of S_IPA.

Test Sequence #13 Nominal: Retrieve by Notification Type for Disable Notification

This test sequence is the same as SGP.23 [8] - the *Test Sequence #13 Nominal: Retrieve by Notification Type for Disable Notification* defined in 4.2.15.2.1

TC_eUICC_ES10b.RetrieveNotificationsList, where the S_LPAd plays the role of S_IPA.

Test Sequence #14 Nominal: Retrieve by Notification Type for Delete Notification

This test sequence is the same as SGP.23 [8] - the *Test Sequence #14 Nominal: Retrieve by Notification Type for Delete Notification* defined in 4.2.15.2.1

TC_eUICC_ES10b.RetrieveNotificationsList, where the S_LPAd plays the role of S_IPA

Test Sequence #15 Nominal: Retrieve by Notification Type for Two Install (PIR) Notifications with different Notification Addresses

This test sequence is the same as SGP.23 [8] - the *Test Sequence #15 Nominal: Retrieve by Notification Type for Two Install (PIR) Notifications with different Notification Addresses* defined in 4.2.15.2.1 TC_eUICC_ES10b.RetrieveNotificationsList, where the S_LPAd plays the role of S_IPA

Test Sequence #16 Nominal: Retrieve by Notification Type for Install (PIR) and Enable Notifications

This test sequence is the same as SGP.23 [8] - the *Test Sequence #16 Nominal: Retrieve by Notification Type for Install (PIR) and Enable Notifications* defined in 4.2.15.2.1

TC_eUICC_ES10b.RetrieveNotificationsList, where the S_LPAd plays the role of S_IPA

Test Sequence #17 Nominal: Retrieve by Notification Type for Disable and Delete Notifications

This test sequence is the same as SGP.23 [8] - the *Test Sequence #17 Nominal: Retrieve by Notification Type for Disable and Delete Notifications* defined in 4.2.15.2.1 TC_eUICC_ES10b.RetrieveNotificationsList, where the S_LPAd plays the role of S_IPA

Test Sequence #18 Nominal: Retrieve by Notification Type for Install (OtherSignedNotification) and Enable Notifications

This test sequence is the same as SGP.23 [8] - the *Test Sequence #18 Nominal: Retrieve by Notification Type for Install (OtherSignedNotification) and Enable Notifications* defined in 4.2.15.2.1 TC_eUICC_ES10b.RetrieveNotificationsList, where the S_LPAd plays the role of S_IPA

Test Sequence #19 Nominal: Retrieve by Notification Type for Enable and Install (PIR) notifications

This test sequence is the same as SGP.23 [8] - the *Test Sequence #19 Nominal: Retrieve by Notification Type for Enable and Install (PIR) notifications* defined in 4.2.15.2.1 TC_eUICC_ES10b.RetrieveNotificationsList, where the S_LPAd plays the role of S_IPA

Test Sequence #20 Nominal: Retrieve by Notification Type for No Notifications available

This test sequence is the same as SGP.23 [8] - the *Test Sequence #20 Nominal: Retrieve by Notification Type for No Notifications available* defined in 4.2.15.2.1 TC_eUICC_ES10b.RetrieveNotificationsList, where the S_LPAd plays the role of S_IPA

4.2.16 ES10b (IPA -- eUICC): RemoveNotificationFromList

4.2.16.1 Conformance Requirements

References

GSMA RSP Technical Specification [4] and eSIM IoT Technical Specification [3]

4.2.16.2 Test Cases

Throughout all the RemoveNotificationFromList test cases the maximum number of Notifications simultaneously tested has been set as to two as there is no minimum defined in SGP.21 [5], SGP.22 [4], SGP.31 [2] or SGP.32 [3] for the number of Notifications that can be stored by the eUICC.

The rule specified in section 4.2.15.2 explaining the way to distinguish a ProfileInstallationResult from an OtherSignedNotification for installation also applies for the test cases defined below.

4.2.16.2.1 TC_eUICC_ES10b.RemoveNotificationFromList

General Initial Conditions	
Entity	Description of the general initial condition

eUICC	No Operational Profile is installed on the eUICC.
eUICC	No Notifications are stored in the eUICC's Pending Notifications List.

Test Sequence #01 Nominal: Install Notification

Step	Direction	Sequence / Description	Expected result
IC1		PROC_EUICC_INITIALIZATION_SEQUENCE	
IC2		PROC_OPEN_LOGICAL_CHANNEL_AND_SELECT_ISDR	
IC3		Install PROFILE_OPERATIONAL1. Do not remove both the notifications.	
IC4	S_IPAd → eUICC	MTD_STORE_DATA(#RETRIEVE_NOTIF_ALL)	#R_RETRIEVE_NOTIF_IN1_IN1_PIR SW = 0x9000
1	S_IPAd → eUICC	MTD_STORE_DATA(MTD_REMOVE_NOTIF(<NOTIF_SEQ_NO_IN1>))	#R_REMOVE_NOTIF_OK SW = 0x9000
2	S_IPAd → eUICC	MTD_STORE_DATA(MTD_RETRIEVE_NOTIF_SEQ_NUM (<NOTIF_SEQ_NO_IN1>)	#R_RETRIEVE_NOTIF_NONE SW = 0x9000
3	S_IPAd → eUICC	MTD_STORE_DATA(MTD_REMOVE_NOTIF(<NOTIF_SEQ_NO_IN1_PIR>))	#R_REMOVE_NOTIF_OK SW = 0x9000
4	S_IPAd → eUICC	MTD_STORE_DATA(MTD_RETRIEVE_NOTIF_SEQ_NUM (<NOTIF_SEQ_NO_IN1_PIR>)	#R_RETRIEVE_NOTIF_NONE SW = 0x9000

Test Sequence #02 Nominal: Enable Notification

Step	Direction	Sequence / Description	Expected result
IC1		PROC_EUICC_INITIALIZATION_SEQUENCE	
IC2		PROC_OPEN_LOGICAL_CHANNEL_AND_SELECT_ISDR	
IC3		Install PROFILE_OPERATIONAL1. Remove both the notifications.	
IC4		Enable PROFILE_OPERATIONAL1. Do not remove the Notification.	
IC5	S_IPAd → eUICC	MTD_STORE_DATA(#RETRIEVE_NOTIF_ALL)	#R_RETRIEVE_NOTIF_EN1 SW = 0x9000
1	S_IPAd → eUICC	MTD_STORE_DATA(MTD_REMOVE_NOTIF(<NOTIF_SEQ_NO_EN1>))	#R_REMOVE_NOTIF_OK SW = 0x9000
2	S_IPAd → eUICC	MTD_STORE_DATA(MTD_RETRIEVE_NOTIF_SEQ_NUM(<NOTIF_SEQ_NO_EN1>)	#R_RETRIEVE_NOTIF_NONE SW = 0x9000

Test Sequence #03 Nominal: Disable Notification

Step	Direction	Sequence / Description	Expected result
IC1		PROC_EUICC_INITIALIZATION_SEQUENCE	
IC2		PROC_OPEN_LOGICAL_CHANNEL_AND_SELECT_ISDR	
IC3		Install PROFILE_OPERATIONAL1. Remove both the notifications.	
IC4		Enable PROFILE_OPERATIONAL1. Remove the Notification.	
IC5		Disable PROFILE_OPERATIONAL1. Do not remove the Notification.	
IC6	S_IPAd → eUICC	MTD_STORE_DATA(#RETRIEVE_NOTIF_ALL)	#R_RETRIEVE_NOTIF_D11 SW = 0x9000
1	S_IPAd → eUICC	MTD_STORE_DATA(MTD_REMOVE_NOTIF(<NOTIF_SEQ_NO_D11>))	#R_REMOVE_NOTIF_OK SW = 0x9000
2	S_IPAd → eUICC	MTD_STORE_DATA(MTD_RETRIEVE_NOTIF_SEQ_NUM(<NOTIF_SEQ_NO_D11>)	#R_RETRIEVE_NOTIF_NONE SW = 0x9000

Test Sequence #04 Nominal: Delete Notification

Step	Direction	Sequence / Description	Expected result
IC1		PROC_EUICC_INITIALIZATION_SEQUENCE	
IC2		PROC_OPEN_LOGICAL_CHANNEL_AND_SELECT_ISDR	
IC3		Install PROFILE_OPERATIONAL1. Remove both the notifications.	
IC4		Enable PROFILE_OPERATIONAL1. Remove the Notification.	
IC5		Disable PROFILE_OPERATIONAL1. Remove the Notification.	
IC6		Delete PROFILE_OPERATIONAL1. Do not remove the Notification.	
IC7	S_IPAd → eUICC	MTD_STORE_DATA(#RETRIEVE_NOTIF_ALL)	#R_RETRIEVE_NOTIF_DE1 SW = 0x9000
1	S_IPAd → eUICC	MTD_STORE_DATA(MTD_REMOVE_NOTIF(<NOTIF_SEQ_NO_DE1>))	#R_REMOVE_NOTIF_OK SW = 0x9000
2	S_IPAd → eUICC	MTD_STORE_DATA(MTD_RETRIEVE_NOTIF_SEQ_NUM(<NOTIF_SEQ_NO_DE1>)	#R_RETRIEVE_NOTIF_NONE SW = 0x9000

Test Sequence #05 Nominal: Two Install (PIR) Notifications with different Notification Addresses

Step	Direction	Sequence / Description	Expected result
IC1		PROC_EUICC_INITIALIZATION_SEQUENCE	

IC2	PROC_OPEN_LOGICAL_CHANNEL_AND_SELECT_ISDR		
IC3	Install PROFILE_OPERATIONAL1 with #METADATA_OP_PROF1_NO_INSTALL. Do not remove the Notification.		
IC4	Install PROFILE_OPERATIONAL2 with #METADATA_OP_PROF2_NO_INSTALL. The default Profile downloading procedure defined in section 2.2.3.1 SHALL be used with the following exceptions: <ul style="list-style-type: none"> • #CERT_S_SM_DP2auth_ECDSA SHALL be set in #AUTH_SMDP_MATCH_ID rather than #CERT_S_SM_DPauth_ECDSA • #TEST_DP_ADDRESS2 SHALL be set in #AUTH_SMDP_MATCH_ID rather than #TEST_DP_ADDRESS1 • #CERT_S_SM_DP2pb_ECDSA SHALL be set in #PREP_DOWNLOAD_NO_CC rather than #CERT_S_SM_DPpb_ECDSA Do not remove the Notification.		
IC5	S_IPAd → eUICC	MTD_STORE_DATA(#RETRIEVE_NOTIF_ALL)	#R_RETRIEVE_NOTIF_IN1_PIR_IN2_PIR R SW = 0x9000
1	S_IPAd → eUICC	MTD_STORE_DATA(MTD_REMOVE_NOTIF(<NOTIF_SEQ_NO_IN1_PIR>))	#R_REMOVE_NOTIF_OK SW = 0x9000
2	S_IPAd → eUICC	MTD_STORE_DATA(MTD_RETRIEVE_NOTIF_SEQ_NUM(<NOTIF_SEQ_NO_IN1_PIR>)	#R_RETRIEVE_NOTIF_NONE SW = 0x9000
3	S_IPAd → eUICC	MTD_STORE_DATA(MTD_REMOVE_NOTIF(<NOTIF_SEQ_NO_IN2_PIR>))	#R_REMOVE_NOTIF_OK SW = 0x9000
4	S_IPAd → eUICC	MTD_STORE_DATA(MTD_RETRIEVE_NOTIF_SEQ_NUM(<NOTIF_SEQ_NO_IN2_PIR>)	#R_RETRIEVE_NOTIF_NONE SW = 0x9000

Test Sequence #06 Nominal: Install (PIR) and Enable Notifications

Step	Direction	Sequence / Description	Expected result
IC1	PROC_EUICC_INITIALIZATION_SEQUENCE		
IC2	PROC_OPEN_LOGICAL_CHANNEL_AND_SELECT_ISDR		
IC3	Install PROFILE_OPERATIONAL1 with #METADATA_OP_PROF1_NO_INSTALL. Do not remove the Notification.		
IC4	Enable PROFILE_OPERATIONAL1. Do not remove the Notification.		
IC5	S_IPAd → eUICC	MTD_STORE_DATA(#RETRIEVE_NOTIF_ALL)	#R_RETRIEVE_NOTIF_IN1_PIR_EN1 SW = 0x9000
1	S_IPAd → eUICC	MTD_STORE_DATA(MTD_REMOVE_NOTIF(<NOTIF_SEQ_NO_IN1_PIR>))	#R_REMOVE_NOTIF_OK SW = 0x9000
2	S_IPAd → eUICC	MTD_STORE_DATA(MTD_RETRIEVE_NOTIF_SEQ_NUM(MTD_RETRIEVE_NOTIF_SEQ_NUM(<NOTIF_SEQ_NO_IN2_PIR>)	#R_RETRIEVE_NOTIF_NONE SW = 0x9000

		<NOTIF_SEQ_NO_IN1_PIR>)	
3	S_IPAd → eUICC	MTD_STORE_DATA(MTD_REMOVE_NOTIF(<NOTIF_SEQ_NO_EN1>))	#R_REMOVE_NOTIF_OK SW = 0x9000
4	S_IPAd → eUICC	MTD_STORE_DATA(MTD_RETRIEVE_NOTIF_SEQ_NUM(<NOTIF_SEQ_NO_EN1>)	#R_RETRIEVE_NOTIF_NONE SW = 0x9000

Test Sequence #07 Nominal: Disable and Delete Notifications

Step	Direction	Sequence / Description	Expected result
IC1		PROC_EUICC_INITIALIZATION_SEQUENCE	
IC2		PROC_OPEN_LOGICAL_CHANNEL_AND_SELECT_ISDR	
IC3		Install PROFILE_OPERATIONAL1. Remove both the Notifications.	
IC4		Enable PROFILE_OPERATIONAL1. Remove the Notification	
IC5		Disable PROFILE_OPERATIONAL1. Do not remove the Notification	
IC6		Delete PROFILE_OPERATIONAL1. Do not remove the Notification	
IC7	S_IPAd → eUICC	MTD_STORE_DATA(#RETRIEVE_NOTIF_ALL)	#R_RETRIEVE_NOTIF_DI1_DE1 SW = 0x9000
1	S_IPAd → eUICC	MTD_STORE_DATA(MTD_REMOVE_NOTIF(<NOTIF_SEQ_NO_DI1>))	#R_REMOVE_NOTIF_OK SW = 0x9000
2	S_IPAd → eUICC	MTD_STORE_DATA(MTD_RETRIEVE_NOTIF_SEQ_NUM(<NOTIF_SEQ_NO_DI1>)	#R_RETRIEVE_NOTIF_NONE SW = 0x9000
3	S_IPAd → eUICC	MTD_STORE_DATA(MTD_REMOVE_NOTIF(<NOTIF_SEQ_NO_DE1>))	#R_REMOVE_NOTIF_OK SW = 0x9000
4	S_IPAd → eUICC	MTD_STORE_DATA(MTD_RETRIEVE_NOTIF_SEQ_NUM(<NOTIF_SEQ_NO_DE1>)	#R_RETRIEVE_NOTIF_NONE SW = 0x9000

Test Sequence #08 Nominal: Install (OtherSignedNotification) and Enable Notifications

Step	Direction	Sequence / Description	Expected result
IC1		PROC_EUICC_INITIALIZATION_SEQUENCE	
IC2		PROC_OPEN_LOGICAL_CHANNEL_AND_SELECT_ISDR	
IC3		Install PROFILE_OPERATIONAL1. Remove the PIR notification, but do not remove the OtherSignedNotification.	

IC4	Enable PROFILE_OPERATIONAL1. Do not remove the Notification.		
IC5	S_IPAd → eUICC	MTD_STORE_DATA(#RETRIEVE_NOTIF_ALL)	#R_RETRIEVE_NOTIF_IN1_EN1 SW = 0x9000
1	S_IPAd → eUICC	MTD_STORE_DATA(MTD_REMOVE_NOTIF(<NOTIF_SEQ_NO_IN1>))	#R_REMOVE_NOTIF_OK SW = 0x9000
2	S_IPAd → eUICC	MTD_STORE_DATA(MTD_RETRIEVE_NOTIF_SEQ_NUM(<NOTIF_SEQ_NO_IN1>)	#R_RETRIEVE_NOTIF_NONE SW = 0x9000
3	S_IPAd → eUICC	MTD_STORE_DATA(MTD_REMOVE_NOTIF(<NOTIF_SEQ_NO_EN1>))	#R_REMOVE_NOTIF_OK SW = 0x9000
4	S_IPAd → eUICC	MTD_STORE_DATA(MTD_RETRIEVE_NOTIF_SEQ_NUM(<NOTIF_SEQ_NO_EN1>)	#R_RETRIEVE_NOTIF_NONE SW = 0x9000

Test Sequence #09 Nominal: Enable and Install (PIR) notifications

Step	Direction	Sequence / Description	Expected result
IC1	PROC_EUICC_INITIALIZATION_SEQUENCE		
IC2	PROC_OPEN_LOGICAL_CHANNEL_AND_SELECT_ISDR		
IC3	Install PROFILE_OPERATIONAL1. Remove both notifications.		
IC4	Enable PROFILE_OPERATIONAL1. Do not remove the Notification.		
IC5	Install PROFILE_OPERATIONAL2 with METADATA_OP_PROF2_NO_INSTALL. The default Profile downloading procedure defined in section 2.2.3.1 SHALL be used with the following exceptions: <ul style="list-style-type: none"> • #CERT_S_SM_DP2auth_ECDSA SHALL be set in #AUTH_SMDP_MATCH_ID rather than #CERT_S_SM_DPauth_ECDSA • #TEST_DP_ADDRESS2 SHALL be set in #AUTH_SMDP_MATCH_ID rather than #TEST_DP_ADDRESS1 • #CERT_S_SM_DP2pb_ECDSA SHALL be set in #PREP_DOWNLOAD_NO_CC rather than #CERT_S_SM_DPpb_ECDSA Do not remove the Notification.		
IC6	S_IPAd → eUICC	MTD_STORE_DATA(#RETRIEVE_NOTIF_ALL)	#R_RETRIEVE_NOTIF_EN1_IN2_PIR SW = 0x9000
1	S_IPAd → eUICC	MTD_STORE_DATA(MTD_REMOVE_NOTIF(<NOTIF_SEQ_NO_IN2_PIR>))	#R_REMOVE_NOTIF_OK SW = 0x9000
2	S_IPAd → eUICC	MTD_STORE_DATA(MTD_RETRIEVE_NOTIF_SEQ_NUM(<NOTIF_SEQ_NO_IN2>)	#R_RETRIEVE_NOTIF_NONE SW = 0x9000

3	S_IPAd → eUICC	MTD_STORE_DATA(MTD_REMOVE_NOTIF(<NOTIF_SEQ_NO_EN1>))	#R_REMOVE_NOTIF_OK SW = 0x9000
4	S_IPAd → eUICC	MTD_STORE_DATA(MTD_RETRIEVE_NOTIF_SEQ_NUM(<NOTIF_SEQ_NO_EN1>)	#R_RETRIEVE_NOTIF_NONE SW = 0x9000

Test Sequence #10 Nominal: Removing Sequence Numbers that are not present

Step	Direction	Sequence / Description	Expected result
IC1		PROC_EUICC_INITIALIZATION_SEQUENCE	
IC2		PROC_OPEN_LOGICAL_CHANNEL_AND_SELECT_ISDR	
IC3		Install PROFILE_OPERATIONAL1 with #METADATA_OP_PROF1_NO_INSTALL. Do not remove the Notification.	
IC4	S_IPAd → eUICC	MTD_STORE_DATA(#RETRIEVE_NOTIF_ALL)	#R_RETRIEVE_NOTIF_IN1_PIR SW = 0x9000
1	S_IPAd → eUICC	MTD_STORE_DATA(MTD_RETRIEVE_NOTIF_SEQ_NUM(<NOTIF_SEQ_NO_IN1_PIR>))	#R_RETRIEVE_NOTIF_IN1_PIR SW = 0x9000
2	S_IPAd → eUICC	MTD_STORE_DATA(MTD_REMOVE_NOTIF(<NOTIF_SEQ_NO_IN1_PIR> + 1))	#R_REMOVE_NOTIF_NOTHING_TO_D ELETE SW = 0x9000
3	S_IPAd → eUICC	MTD_STORE_DATA(MTD_RETRIEVE_NOTIF_SEQ_NUM(<NOTIF_SEQ_NO_IN1_PIR>))	#R_RETRIEVE_NOTIF_IN1_PIR SW = 0x9000
4	S_IPAd → eUICC	MTD_STORE_DATA(MTD_REMOVE_NOTIF(<NOTIF_SEQ_NO_IN1_PIR>))	#R_REMOVE_NOTIF_OK SW = 0x9000
5	S_IPAd → eUICC	MTD_STORE_DATA(MTD_RETRIEVE_NOTIF_SEQ_NUM(<NOTIF_SEQ_NO_IN1_PIR>))	#R_RETRIEVE_NOTIF_NONE SW = 0x9000
6	S_IPAd → eUICC	MTD_STORE_DATA(MTD_REMOVE_NOTIF(<NOTIF_SEQ_NO_IN1_PIR>))	#R_REMOVE_NOTIF_NOTHING_TO_D ELETE SW = 0x9000
7	S_IPAd → eUICC	MTD_STORE_DATA(MTD_RETRIEVE_NOTIF_SEQ_NUM(<NOTIF_SEQ_NO_IN1_PIR>))	#R_RETRIEVE_NOTIF_NONE SW = 0x9000
8	S_IPAd → eUICC	MTD_STORE_DATA(MTD_REMOVE_NOTIF(<NOTIF_SEQ_NO_IN1_PIR> + 1))	#R_REMOVE_NOTIF_NOTHING_TO_D ELETE SW = 0x9000
9	S_IPAd → eUICC	MTD_STORE_DATA(MTD_RETRIEVE_NOTIF_SEQ_NUM(<NOTIF_SEQ_NO_IN1_PIR> + 1))	#R_RETRIEVE_NOTIF_NONE SW = 0x9000

4.2.16.2.2 VOID

4.2.17 VOID

4.2.18 ES10b (IPA -- eUICC): AuthenticateServer

4.2.18.1 Conformance Requirements

References

GSMA RSP Technical Specification [4] and eSIM IoT Technical Specification [3]

4.2.18.2 Test Cases

4.2.18.2.1 TC_eUICC_ES10b.AuthenticateServer_SM-DP+_NIST

Test Sequence #01 Nominal: Without MatchingID in CtxParams1

This test sequence is the same as SGP.23 [8] - the *Test Sequence #01 Nominal: Without MatchingID in CtxParams1* defined in 4.2.18.2.1

TC_eUICC_ES10b.AuthenticateServer_SM-DP+_NIST where the S_LPA_d plays the role of S_IPA.

Test Sequence #02 Nominal: With MatchingID in CtxParams1

This test sequence is the same as SGP.23 [8] - the *Test Sequence #02 Nominal: With MatchingID in CtxParams1* defined in 4.2.18.2.1

TC_eUICC_ES10b.AuthenticateServer_SM-DP+_NIST where the S_LPA_d plays the role of S_IPA.

Test Sequence #03 Nominal: With IMEI in Device Capabilities

This test sequence is the same as SGP.23 [8] - the *Test Sequence #03 Nominal: With IMEI in Device Capabilities* defined in 4.2.18.2.1 TC_eUICC_ES10b.AuthenticateServer_SM-DP+_NIST where the S_LPA_d plays the role of S_IPA.

4.2.18.2.2 TC_eUICC_ES10b.AuthenticateServer_SM-DP+_BRP

Test Sequence #01 Nominal: Without MatchingID in CtxParams1

This test sequence is the same as SGP.23 [8] - the *Test Sequence #01 Nominal: Without MatchingID in CtxParams1* defined in 4.2.18.2.2

TC_eUICC_ES10b.AuthenticateServer_SM-DP+_BRP where the S_LPA_d plays the role of S_IPA.

Test Sequence #02 Nominal: With MatchingID in CtxParams1

This test sequence is the same as SGP.23 [8] - the *Test Sequence #02 Nominal: With MatchingID in CtxParams1* defined in 4.2.18.2.2

TC_eUICC_ES10b.AuthenticateServer_SM-DP+_BRP where the S_LPA plays the role of S_IPA.

Test Sequence #03 Nominal: With IMEI in Device Capabilities

This test sequence is the same as SGP.23 [8] - the *Test Sequence #03 Nominal: With IMEI in Device Capabilities* defined in 4.2.18.2.2 TC_eUICC_ES10b.AuthenticateServer_SM-DP+_BRP where the S_LPA plays the role of S_IPA.

4.2.18.2.3 TC_eUICC_ES10b.AuthenticateServer_SM-DP+_FRP

This test case is defined as FFS and not applicable for this version of test specification.

4.2.18.2.4 TC_eUICC_ES10b.AuthenticateServer_SM-DP+_ErrorCases

This function is identical to the ES10b.AuthenticateServer function defined in section 5.7.13 of SGP.22 [4], where the IPA plays the role of LPA.

Test Sequence #01 Error: With Incorrect SM-DPauth certificate (i.e. invalid signature)

This test sequence is the same as SGP.23 [8] - the *Test Sequence #01 Error: With Incorrect SM-DPauth certificate (i.e. invalid signature)* defined in 4.2.18.2.4 TC_eUICC_ES10b.AuthenticateServer_SM-DP+_ErrorCases where the S_LPA plays the role of S_IPA.

Test Sequence #02 Error: With Invalid SM-DP+ Signature

This test sequence is the same as SGP.23 [8] - the *Test Sequence #02 Error: With Invalid SM-DP+ Signature* defined in 4.2.18.2.4 TC_eUICC_ES10b.AuthenticateServer_SM-DP+_ErrorCases where the S_LPA plays the role of S_IPA.

Test Sequence #03 Error: Unsupported Curve

This test sequence is the same as SGP.23 [8] - the *Test Sequence #03 Error: Unsupported Curve* defined in 4.2.18.2.4 TC_eUICC_ES10b.AuthenticateServer_SM-DP+_ErrorCases where the S_LPA plays the role of S_IPA.

Test Sequence #04 Error: eUICC Challenge Mismatch

This test sequence is the same as SGP.23 [8] - the *Test Sequence #04 Error: eUICC Challenge Mismatch* defined in 4.2.18.2.4 TC_eUICC_ES10b.AuthenticateServer_SM-DP+_ErrorCases where the S_LPA plays the role of S_IPA.

Test Sequence #05 Error: Unknown CI PK

This test sequence is the same as SGP.23 [8] - the *Test Sequence #05 Error: Unknown CI PK* defined in 4.2.18.2.4 TC_eUICC_ES10b.AuthenticateServer_SM-DP+_ErrorCases where the S_LPA plays the role of S_IPA.

Test Sequence #06 Error: Invalid Certificate Role OID

The purpose of this sequence is to make sure that the eUICC refuses any SM-DP+ Certificate for authentication that does not indicate "id-rspRole-dp-auth" in its extension for Certificate Policies.

This test sequence is the same as SGP.23 [8] - the *Test Sequence #06 Error: Invalid Certificate Role OID* defined in 4.2.18.2.4 TC_eUICC_ES10b.AuthenticateServer_SM-DP+_ErrorCases where the S_LPAd plays the role of S_IPA.

Test Sequence #07 Error: No RSP session on-going

This test sequence is the same as SGP.23 [8] - the *Test Sequence #07 Error: No RSP session on-going* defined in 4.2.18.2.4 TC_eUICC_ES10b.AuthenticateServer_SM-DP+_ErrorCases where the S_LPAd plays the role of S_IPA.

4.2.18.2.5 TC_eUICC_ES10b.AuthenticateServer_SM-DS_BRP

This function is identical to the ES10b.AuthenticateServer function defined in section 5.7.13 of SGP.22 [4], where the IPA plays the role of LPA.

Test Sequence #01 Nominal: With EventID in CtxParams1

This test sequence is the same as SGP.23 [8] - the *Test Sequence #01 Nominal: With EventID in CtxParams1* defined in 4.2.18.2.5 TC_eUICC_ES10b.AuthenticateServer_SM-DS_BRP where the S_LPAd plays the role of S_IPA.

Test Sequence #02 Nominal: With IMEI and EventID in Device Capabilities

This test sequence is the same as SGP.23 [8] - *Test Sequence #02 Nominal: With IMEI and EventID in Device Capabilities* defined in 4.2.18.2.5 TC_eUICC_ES10b.AuthenticateServer_SM-DS_BRP where the S_LPAd plays the role of S_IPA.

4.2.18.2.6 TC_eUICC_ES10b.AuthenticateServer_SM-DS_NIST

This function is identical to the ES10b.AuthenticateServer function defined in section 5.7.13 of SGP.22 [4], where the IPA plays the role of LPA.

Test Sequence #01 Nominal: With EventID in CtxParams1

This test sequence is the same as SGP.23 [8] - the *Test Sequence #01 Nominal: With EventID in CtxParams1* defined in 4.2.18.2.6 TC_eUICC_ES10b.AuthenticateServer_SM-DS_NIST where the S_LPAd plays the role of S_IPA.

Test Sequence #02 Nominal: With IMEI and EventID in Device Capabilities

This test sequence is the same as SGP.23 [8] - the *Test Sequence #02 Nominal: With IMEI and EventID in Device Capabilities* defined in 4.2.18.2.6 TC_eUICC_ES10b.AuthenticateServer_SM-DS_NIST where the S_LPAd plays the role of S_IPA.

4.2.18.2.7 VOID

4.2.18.2.8 TC_eUICC_ES10b.AuthenticateServer_SM-DS_ErrorCases

This function is identical to the ES10b.AuthenticateServer function defined in section 5.7.13 of SGP.22 [4], where the IPA plays the role of LPA

Test Sequence #01 Error: With Incorrect SM-DSauth certificate (i.e. invalid signature)

This test sequence is the same as SGP.23 [8] – the *Test Sequence #01 Error: With Incorrect SM-DSauth certificate (i.e. invalid signature)* defined in 4.2.18.2.8

TC_eUICC_ES10b.AuthenticateServer_SM-DS_ErrorCases where the S_LPAd plays the role of S_IPA.

Test Sequence #02 Error: With Invalid SM-DS Signature

This test sequence is the same as SGP.23 [8] – the *Test Sequence #02 Error: With Invalid SM-DS Signature* defined in 4.2.18.2.8 TC_eUICC_ES10b.AuthenticateServer_SM-DS_ErrorCases where the S_LPAd plays the role of S_IPA.

Test Sequence #03 Error: Unsupported Curve

This test sequence is the same as SGP.23 [8] – the *Test Sequence #03 Error: Unsupported Curve* defined in 4.2.18.2.8 TC_eUICC_ES10b.AuthenticateServer_SM-DS_ErrorCases where the S_LPAd plays the role of S_IPA.

Test Sequence #04 Error: eUICC Challenge Mismatch

This test sequence is the same as SGP.23 [8] – the *Test Sequence #04 Error: eUICC Challenge Mismatch* defined in 4.2.18.2.8 TC_eUICC_ES10b.AuthenticateServer_SM-DS_ErrorCases where the S_LPAd plays the role of S_IPA.

Test Sequence #05 Error: Unknown CI PK

This test sequence is the same as SGP.23 [8] – the *Test Sequence #05 Error: Unknown CI PK* defined in 4.2.18.2.8 TC_eUICC_ES10b.AuthenticateServer_SM-DS_ErrorCases where the S_LPAd plays the role of S_IPA.

Test Sequence #06 Error: No RSP session on-going

This test sequence is the same as SGP.23 [8] – the *Test Sequence #06 Error: No RSP session on-going* defined in 4.2.18.2.8 TC_eUICC_ES10b.AuthenticateServer_SM-DS_ErrorCases where the S_LPAd plays the role of S_IPA.

4.2.19 ES10b (LPA -- eUICC): CancelSession

4.2.19.1 Conformance Requirements

This function is identical to the ES10b.CancelSession function defined in section 5.7.14 of SGP.22 [4], where the IPA plays the role of LPA, with the following additional eUICC behaviour:

- The eUICC SHALL revoke any grant to immediately enable a Profile.

References

GSMA RSP Technical Specification [4] and eSIM IoT Technical Specification [3]

4.2.19.2 Test Cases

4.2.19.2.1 TC_eUICC_ES10b.CancelSessionNIST

This function is identical to the ES10b.CancelSession function defined in section 5.7.14 of SGP.22 [4], where the IPA plays the role of LPA.

Test Sequence #01 Nominal: VOID

Test Sequence #02 Nominal: VOID

Test Sequence #03 Nominal: VOID

Test Sequence #04 Nominal: PPR not allowed

The RSP session is terminated because the IPAd detected that PPR(s) set in the Profile Metadata is/are not allowed.

This test sequence is the same as SGP.23 [8] - the *Test Sequence #04 Nominal: PPR not allowed* defined in 4.2.19.2.1 TC_eUICC_ES10b.CancelSessionNIST where the S_LPAd plays the role of S_IPA.

Test Sequence #05 Nominal: Metadata Mismatch

The RSP session is terminated because the IPAd detected that the Profile Metadata in the response to "ES9+.AuthenticateClient" does not match the Profile Metadata in the Bound Profile Package.

This test sequence is the same as SGP.23 [8] - the *Test Sequence #05 Nominal: Metadata Mismatch* defined in 4.2.19.2.1 TC_eUICC_ES10b.CancelSessionNIST where the S_LPAd plays the role of S_IPA.

Test Sequence #06 Nominal: BPP Parsing Error

The RSP session is terminated because the LPAd has encountered an error while parsing the Bound Profile Package received from the SM-DP+.

This test sequence is the same as SGP.23 [8] - the *Test Sequence #06 Nominal: BPP Parsing Error* defined in 4.2.19.2.1 TC_eUICC_ES10b.CancelSessionNIST where the S_LPAd plays the role of S_IPA.

Test Sequence #07 Nominal: Load BPP Execution Error

The RSP session is terminated because the LPAd has encountered an error while installing the Bound Profile Package received from the SM-DP+.

This test sequence is the same as SGP.23 [8] - the *Test Sequence #07 Nominal: Load BPP Execution Error* defined in 4.2.19.2.1 TC_eUICC_ES10b.CancelSessionNIST where the S_LPAd plays the role of S_IPA.

Test Sequence #08 Nominal: Undefined Reason

This test sequence is the same as SGP.23 [8] - the *Test Sequence #08 Nominal: Undefined Reason* defined in 4.2.19.2.1 TC_eUICC_ES10b.CancelSessionNIST where the S_LPAd plays the role of S_IPA.

4.2.19.2.2 TC_eUICC_ES10b.CancelSessionBRP

In these test sequences, once the RSP session has been cancelled, verifications are performed in order to check that it is neither possible to execute the Download Confirmation procedure nor to execute the Common Mutual Authentication procedure by referring to the cancelled TransactionID.

Test Sequence #01 Nominal: VOID

Test Sequence #02 Nominal: VOID

Test Sequence #03 Nominal: VOID

The RSP session is delayed because the End User does not confirm the download of the Profile within the timeout interval defined by the LPAd.

Test Sequence #04 Nominal: PPR not allowed

This test sequence SHALL be the same as the Test Sequence #04 defined in section 4.2.19.2.1 – TC_eUICC_ES10b.CancelSessionNIST except that all keys and certificates SHALL be based on BrainpoolP256r1.

Test Sequence #05 Nominal: Metadata Mismatch

This test sequence SHALL be the same as the Test Sequence #05 defined in section 4.2.19.2.1 – TC_eUICC_ES10b.CancelSessionNIST except that all keys and certificates SHALL be based on BrainpoolP256r1.

Test Sequence #06 Nominal: BPP Parsing Error

This test sequence SHALL be the same as the Test Sequence #06 defined in section 4.2.19.2.1 – TC_eUICC_ES10b.CancelSessionNIST except that all keys and certificates SHALL be based on BrainpoolP256r1.

Test Sequence #07 Nominal: Load BPP Execution Error

This test sequence SHALL be the same as the Test Sequence #07 defined in section 4.2.19.2.1 – TC_eUICC_ES10b.CancelSessionNIST except that all keys and certificates SHALL be based on BrainpoolP256r1.

Test Sequence #08 Nominal: Undefined Reason

This test sequence SHALL be the same as the Test Sequence #08 defined in section 4.2.19.2.1 – TC_eUICC_ES10b.CancelSessionNIST except that all keys and certificates SHALL be based on BrainpoolP256r1.

4.2.19.2.3 TC_eUICC_ES10b.CancelSessionFRP

This test case is defined as FFS and not applicable for this version of test specification.

4.2.19.2.4 TC_eUICC_ES10b.CancelSession_ErrorCase

Test Sequence #01 Error: No on-going RSP session

On receiving a CancelSession request whereas there is no on-going RSP session, the eUICC SHALL return an error code.

This test sequence is the same as SGP.23 [8] - the *Test Sequence #01 Error: No on-going RSP session* defined in 4.2.19.2.4 TC_eUICC_ES10b.CancelSession_ErrorCasewhere the S_LPAd plays the role of S_IPA.

Test Sequence #02 Error: Invalid Transaction ID

On receiving a CancelSession request with a TransactionID different from the on-going one, the eUICC SHALL not discard the current RSP session and return an error code.

This test sequence is the same as SGP.23 [8] - the *Test Sequence #02 Error: Invalid Transaction ID* defined in 4.2.19.2.4 TC_eUICC_ES10b.CancelSession_ErrorCasewhere the S_LPAd plays the role of S_IPA.

4.2.19.2.5 VOID

4.2.19.2.6 VOID

4.2.20 ES10b (LPA -- eUICC): eUICCMemoryReset

4.2.20.1 Conformance Requirements

The ES10b.eUICCMemoryReset function is defined in section 5.9.5 of SGP.32 [3].

References

GSMA RSP Technical Specification [4] and eSIM IoT Technical Specification [3]

4.2.20.2 Test Cases

4.2.20.2.1 TC_eUICC_ES10b.eUICCMemoryReset

General Initial Conditions

Entity	Description of the general initial condition
eUICC	The PROFILE_OPERATIONAL1 has been installed on the eUICC.
eUICC	The Default SM-DP+ Address #TEST_DP_ADDRESS1 has been set on the ISD-R.

Test Sequence #01 Nominal: Reset All Operational Profiles

Initial Conditions	
Entity	Description of the initial condition
eUICC	The PROFILE_OPERATIONAL1 is Disabled on the eUICC.
eUICC	The PROFILE_OPERATIONAL3 has been installed on the eUICC.
eUICC	The PROFILE_OPERATIONAL3 is Disabled on the eUICC.
eUICC	No Notification is stored in the eUICC's Pending Notifications List.

Commented [GA1]: The two initial conditions that followed in SGP.23 have been deleted since they dealt with the nickname of PROFILE_OPERATIONAL3

Step	Direction	Sequence / Description	Expected result
IC1		PROC_EUICC_INITIALIZATION_SEQUENCE	
IC2		PROC_OPEN_LOGICAL_CHANNEL_AND_SELECT_ISDR	
1	S_LPAd → eUICC	MTD_STORE_DATA(#GET_EUICC_INFO2)	Retrieve free non-volatile memory value (tag 0x82) from <EXT_CARD_RESOURCE> in EUICCInfo2 as <FREE_MEM_OP_PROF_INSTALLED>
2	S_LPAd → eUICC	MTD_STORE_DATA(#EUICC_MEMORY_RESET_OP_PRO)	#R_EUICC_MEMORY_RESET_OK SW=0x9000
3	S_LPAd → eUICC	MTD_STORE_DATA(#GET_PROFILES_INFO_ALL)	response ProfileInfoListResponse:= profileInfoListOk: { } SW=0x9000
4	S_LPAd → eUICC	MTD_STORE_DATA(#RETRIEVE_NOTIF_ALL)	#R_RETRIEVE_NOTIF_DE1 SW = 0x9000
5	S_LPAd → eUICC	MTD_STORE_DATA(#GET_EUICC_INFO2)	Retrieve free non-volatile memory value (tag 0x82) from <EXT_CARD_RESOURCE> in EUICCInfo2 as <FREE_MEMORY_NO_PROFILE> Verify that <FREE_MEM_OP_PROF_INSTALLED> is lower than <FREE_MEMORY_NO_PROFILE>
6	S_LPAd → eUICC	MTD_STORE_DATA(#GET_EUICC_CONFIGURED_ADDRESSES)	#R_ES10a_GECA_DS_DP_1 SW = 0x9000

Test Sequence #02 Nominal: Reset Field Loaded Test Profiles

Initial Conditions	
Entity	Description of the initial condition
eUICC	The PROFILE_OPERATIONAL1 is Enabled on the eUICC.
eUICC	No Notification is stored in the eUICC's Pending Notifications List.

Step	Direction	Sequence / Description	Expected result
IC1		PROC_EUICC_INITIALIZATION_SEQUENCE	
IC2		PROC_OPEN_LOGICAL_CHANNEL_AND_SELECT_ISDR	
1	S_LPAd → eUICC	MTD_STORE_DATA(#EUICC_MEMORY_RESET_O P_PRO)	#R_EUICC_MEMORY_RESET_OK SW=0x91XX
2	S_Device → eUICC	FETCH 'XX'	REFRESH Command ("UICC Reset")
3		Repeat IC1 and IC2	
4	S_LPAd → eUICC	MTD_STORE_DATA(#RETRIEVE_NOTIF_ALL)	#R_RETRIEVE_NOTIF_DE1 SW = 0x9000 NOTE : A Disable Notification for PROFILE_OPERATIONAL1 MAY be also present in the response.
5	S_LPAd → eUICC	MTD_STORE_DATA(#GET_RAT)	#R_DEFAULT_RAT SW = 0x9000
6	S_LPAd → eUICC	MTD_STORE_DATA(#GET_PROFILES_INFO_ALL)	response ProfileInfoListResponse::= profileInfoListOk: { } SW=0x9000

Test Sequence #03 Nominal: Reset the Default SM-DP+ Address only

This test sequence is the same as SGP.23 [8] – the *Test Sequence #03 Nominal: Reset the Default SM-DP+ Address only* defined in 4.2.24.2.1 TC_eUICC_ES10c.eUICCMemoryReset where the S_LPAd plays the role of S_IPA and the ASN.1 tag of the function is defined in SGP.32 [3].

Test Sequence #04 Nominal: EIM Reset

NOTE: This test sequence is FFS.

Test Sequence #05 Nominal: Immediate Enable Reset

NOTE: This test sequence is FFS.

4.2.20.2.2 TC_eUICC_ES10b.eUICCMemoryReset_ErrorCases

Test Sequence #01 Error: eUICC Memory Reset – while proactive session is ongoing – catBusy supported

This test sequence is the same as SGP.23 [8] – the *Test Sequence #01 Error: eUICC Memory Reset while proactive session is ongoing – catBusy supported* defined in 4.2.24.2.2 TC_eUICC_ES10c.eUICCMemoryReset_ErrorCases where the S_LPA_d plays the role of S_IPA.

Test Sequence #02 Error: eUICC Memory Reset while there is no Profile to delete

This test sequence is the same as SGP.23 [8] – the *Test Sequence #02 Error: Nothing to delete* defined in 4.2.24.2.2 TC_eUICC_ES10c.eUICCMemoryReset_ErrorCases where the S_LPA_d plays the role of S_IPA and the ASN.1 tag of the function is defined in SGP.32 [3].

Test Sequence #03 Error: EIM Reset – Nothing to delete

NOTE: This test sequence is FFS.

Test Sequence #04 Error: EIM Reset – EIM Reset not supported

NOTE: This test sequence is FFS.

Test Sequence #05 Error: Immediate Enable Reset – Immediate Enable Reset not supported

NOTE: This test sequence is FFS.

4.2.21 ES10b (LPA – eUICC): GetEID

This function is identical to the ES10c.GetEID function defined in section 5.7.20 of SGP.22 [4], where the IPA plays the role of LPA.

4.2.21.1 Conformance Requirements

References

GSMA RSP Technical Specification [4] and eSIM IoT Technical Specification [3]

4.2.21.2 Test Cases

4.2.21.2.1 TC_eUICC_ES10b.GetEID

Test Sequence #01 Nominal

The purpose of this test is to ensure that it is possible to retrieve the EID. This test sequence is the same as the *Test Sequence #01 Nominal* defined in SGP.23 [8] - 4.2.25.2.1 TC_eUICC_ES10c.GetEID, where the S_LPA_d plays the role of S_IPA.

Test Sequence #02 Error

The purpose of this test is to ensure that if the provided tagList is invalid or unsupported, the eUICC returns an error status word.

This test sequence is the same as the *Test Sequence #02 Error* defined in SGP.23 [8] - 4.2.25.2.1 TC_eUICC_ES10c.GetEID, where the S_LPAd plays the role of S_IPA.

.4.2.22 ES10b (LPA -- eUICC): GetRAT

4.2.22.1 Conformance Requirements

References

GSMA RSP Technical Specification [4] and eSIM IoT Technical Specification [3]

4.2.22.2 Test Cases

4.2.22.2.1 TC_eUICC_ES10b.GetRAT

This eUICC_ES10b.GetRAT function is identical to the ES10b.GetRAT function defined in in SGP.23 [8] - section 5.7.22 of SGP.22 [4], where the IPA plays the role of LPA.

Test Sequence #01 Nominal: Get Default RAT

This test sequence is the same as defined in SGP.23 [8] - the *Test Sequence #01 Nominal: Only Root SM-DS Address* defined in 4.2.27.2.1 TC_eUICC_ES10b.GetRAT, where the S_LPAd plays the role of S_IPA.

Test Sequence #02 Nominal: With additional PPARs

This test sequence is the same as defined in SGP.23 [8] - the *Test Sequence #02 Nominal: With additional PPARs* defined in 4.2.27.2.1 TC_eUICC_ES10b.GetRAT, where the S_LPAd plays the role of S_IPA.

4.2.23 ES10b (LPA – eUICC): GetProfilesInfo

GSMA RSP Technical Specification [4] and eSIM IoT Technical Specification [3]

This function is identical to the ES10c.GetProfilesInfo function defined in section 5.7.15 of SGP.22 [4], where the IPA plays the role of LPA.

4.2.23.1 Conformance Requirements

References

GSMA RSP Technical Specification [4] and eSIM IoT Technical Specification [3]

4.2.23.2 Test Cases

4.2.23.2.1 TC_eUICC_ES10b.GetProfilesInfo

General Initial Conditions	
Entity	Description of the general initial condition
eUICC	The PROFILE_OPERATIONAL1 has been installed on the eUICC.
eUICC	The PROFILE_OPERATIONAL2 has been installed on the eUICC.
eUICC	The PROFILE_OPERATIONAL3 has been installed on the eUICC.
eUICC	The PROFILE_OPERATIONAL1 is Enabled.

Test Sequence #01 Nominal: Get All Profiles

Step	Direction	Sequence / Description	Expected result
IC1		PROC_EUICC_INITIALIZATION_SEQUENCE	
IC2		PROC_OPEN_LOGICAL_CHANNEL_AND_SELECT_ISDR	
1	S_LPA → eUICC	MTD_STORE_DATA (#GET_PROFILES_INFO_ALL)	response ProfileInfoListResponse::= profileInfoListOk: { #PROFILE_INFO1, #PROFILE_INFO2, #PROFILE_INFO3 } SW = 0x9000

Test Sequence #02 Nominal: Get Profile by ICCID

Step	Direction	Sequence / Description	Expected result
IC1		PROC_EUICC_INITIALIZATION_SEQUENCE	
IC2		PROC_OPEN_LOGICAL_CHANNEL_AND_SELECT_ISDR	
1	S_LPA → eUICC	MTD_STORE_DATA(MTD_GET_PROFILE_INFO(#ICCID_OP_PROF1,	response ProfileInfoListResponse::= profileInfoListOk : { #PROFILE_INFO1 }

		NO_PARAM))	SW = 0x9000
--	--	------------	-------------

Test Sequence #03 Nominal: Get Profile by AID

Initial Conditions	
Entity	Description of the initial condition
eUICC	The PROFILE_OPERATIONAL1 corresponds to <ISD_P_AID1>.

Step	Direction	Sequence / Description	Expected result
IC1		PROC_EUICC_INITIALIZATION_SEQUENCE	
IC2		PROC_OPEN_LOGICAL_CHANNEL_AND_SELECT_ISDR	
1	S_LPA → eUICC	MTD_STORE_DATA(MTD_GET_PROFILE_INFO(NO_PARAM, <ISD_P_AID1>))	response ProfileInfoListResponse::= profileInfoListOk : { #PROFILE_INFO1 } SW = 0x9000

Test Sequence #04 Nominal: Get All Operational Profiles

Step	Direction	Sequence / Description	Expected result
IC1		PROC_EUICC_INITIALIZATION_SEQUENCE	
IC2		PROC_OPEN_LOGICAL_CHANNEL_AND_SELECT_ISDR	
1	S_LPA → eUICC	MTD_STORE_DATA (#GET_PROFILES_INFO_PROFCLASS)	response ProfileInfoListResponse::= profileInfoListOk: { #PROFILE_INFO1, #PROFILE_INFO2, #PROFILE_INFO3 } SW = 0x9000

Test Sequence #05 Nominal: Get Profile ICCID list

Step	Direction	Sequence / Description	Expected result
IC1		PROC_EUICC_INITIALIZATION_SEQUENCE	
IC2		PROC_OPEN_LOGICAL_CHANNEL_AND_SELECT_ISDR	
1	S_LPA → eUICC	MTD_STORE_DATA (#GET_PROFILES_INFO_TAGLI ST_ICCID)	response ProfileInfoListResponse::= profileInfoListOk : { #PROFILES_INFO_TAGLIST_ICCID } SW = 0x9000

Test Sequence #06 Nominal: Get Profile AID list

Step	Direction	Sequence / Description	Expected result
IC1		PROC_EUICC_INITIALIZATION_SEQUENCE	
IC2		PROC_OPEN_LOGICAL_CHANNEL_AND_SELECT_ISDR	
1	S_LPAAd → eUICC	MTD_STORE_DATA (#GET_PROFILES_INFO_TAGLIST_ISDPAID)	response ProfileInfoListResponse::= profileInfoListOk : { #PROFILES_INFO_TAGLIST_ISDPAID } SW = 0x9000

Test Sequence #07 Nominal: VOID

Test Sequence #08 Nominal: Get Profile SP Name list

Step	Direction	Sequence / Description	Expected result
IC1		PROC_EUICC_INITIALIZATION_SEQUENCE	
IC2		PROC_OPEN_LOGICAL_CHANNEL_AND_SELECT_ISDR	
1	S_LPAAd → eUICC	MTD_STORE_DATA (#GET_PROFILES_INFO_TAGLIST_SP_NAME)	response ProfileInfoListResponse::= profileInfoListOk : { #PROFILES_INFO_TAGLIST_SP_NAME } SW = 0x9000

Test Sequence #09 Nominal: Get Profile Name list

Step	Direction	Sequence / Description	Expected result
IC1		PROC_EUICC_INITIALIZATION_SEQUENCE	
IC2		PROC_OPEN_LOGICAL_CHANNEL_AND_SELECT_ISDR	
1	S_LPAAd → eUICC	MTD_STORE_DATA (#GET_PROFILES_INFO_TAGLIST_PROFILE_NAME)	response ProfileInfoListResponse::= profileInfoListOk : { #PROFILES_INFO_TAGLIST_PROFILE_NAME } SW = 0x9000

Test Sequence #10 Nominal: Get Profile Icon list

Step	Direction	Sequence / Description	Expected result
IC1		PROC_EUICC_INITIALIZATION_SEQUENCE	
IC2		PROC_OPEN_LOGICAL_CHANNEL_AND_SELECT_ISDR	
1	S_LPAAd → eUICC	MTD_STORE_DATA (#GET_PROFILES_INFO_TAGLIST_ICON)	response ProfileInfoListResponse::= profileInfoListOk : {

			#PROFILES_INFO_TAGLIST_ICON } SW = 0x9000
--	--	--	---

Test Sequence #11 Nominal: Get Profile Owner list

Step	Direction	Sequence / Description	Expected result
IC1		PROC_EUICC_INITIALIZATION_SEQUENCE	
IC2		PROC_OPEN_LOGICAL_CHANNEL_AND_SELECT_ISDR	
1	S_LPA → eUICC	MTD_STORE_DATA (#GET_PROFILES_INFO_TAGLIST_PROFILE_OWNER)	response ProfileInfoListResponse::= profileInfoListOk : { #PROFILES_INFO_TAGLIST_PROFILE_OWNER } SW = 0x9000

Test Sequence #12 Nominal: Get Profile SM-DP+ proprietary data list

Initial Conditions	
Entity	Description of the initial condition
eUICC	The PROFILE_OPERATIONAL1 has been installed on the eUICC with dpProprietaryData #SMDP_PROP_DATA1 (i.e. #CONF_ISDP_PROF1 is used during the Profile downloading).

Step	Direction	Sequence / Description	Expected result
IC1		PROC_EUICC_INITIALIZATION_SEQUENCE	
IC2		PROC_OPEN_LOGICAL_CHANNEL_AND_SELECT_ISDR	
1	S_LPA → eUICC	MTD_STORE_DATA (#GET_PROFILES_INFO_TAGLIST_SMDP_PROP_DATA)	response ProfileInfoListResponse::= profileInfoListOk : { ... #PROFILES_INFO_TAGLIST_SMDP_PROP_DATA ... } SW = 0x9000

Test Sequence #13 Nominal: Get Profile ICCID and State list

Step	Direction	Sequence / Description	Expected result
IC1		PROC_EUICC_INITIALIZATION_SEQUENCE	
IC2		PROC_OPEN_LOGICAL_CHANNEL_AND_SELECT_ISDR	

1	S_LPA → eUICC	MTD_STORE_DATA (#GET_PROFILES_INFO_TAGLIST1)	response ProfileInfoListResponse::= profileInfoListOk : { #PROFILES_INFO_TAGLIST1 } SW = 0x9000
---	------------------	---	---

Test Sequence #14 Nominal: Get Profile State list

Step	Direction	Sequence / Description	Expected result
IC1		PROC_EUICC_INITIALIZATION_SEQUENCE	
IC2		PROC_OPEN_LOGICAL_CHANNEL_AND_SELECT_ISDR	
1	S_LPA → eUICC	MTD_STORE_DATA (#GET_PROFILES_INFO_TAGLIST 2)	response ProfileInfoListResponse::= profileInfoListOk : { #PROFILES_INFO_TAGLIST2 } SW = 0x9000

Test Sequence #15 Nominal: Get Profile Icon and Icon Type list

Step	Direction	Sequence / Description	Expected result
IC1		PROC_EUICC_INITIALIZATION_SEQUENCE	
IC2		PROC_OPEN_LOGICAL_CHANNEL_AND_SELECT_ISDR	
1	S_LPA → eUICC	MTD_STORE_DATA (#GET_PROFILES_INFO_TAGLIST 3)	response ProfileInfoListResponse::= profileInfoListOk : { #PROFILES_INFO_TAGLIST3 } SW = 0x9000

Test Sequence #16 Nominal: Get Profile Icon and State list

Step	Direction	Sequence / Description	Expected result
IC1		PROC_EUICC_INITIALIZATION_SEQUENCE	
IC2		PROC_OPEN_LOGICAL_CHANNEL_AND_SELECT_ISDR	
1	S_LPA → eUICC	MTD_STORE_DATA (#GET_PROFILES_INFO_TAGLIST T4)	response ProfileInfoListResponse::= profileInfoListOk : { #PROFILES_INFO_TAGLIST4 } SW = 0x9000

Test Sequence #17 Nominal: Get Operational Profile ICCID and State list

Step	Direction	Sequence / Description	Expected result
IC1		PROC_EUICC_INITIALIZATION_SEQUENCE	

IC2	PROC_OPEN_LOGICAL_CHANNEL_AND_SELECT_ISDR		
1	S_LPA _d → eUICC	MTD_STORE_DATA (#GET_PROFILES_INFO_OPTAG LIST1)	response ProfileInfoListResponse::= profileInfoListOk : { #PROFILES_INFO_TAGLIST1 } SW = 0x9000

Test Sequence #18 Nominal: Get Operational Profile State list

Step	Direction	Sequence / Description	Expected result
IC1	PROC_EUICC_INITIALIZATION_SEQUENCE		
IC2	PROC_OPEN_LOGICAL_CHANNEL_AND_SELECT_ISDR		
1	S_LPA _d → eUICC	MTD_STORE_DATA (#GET_PROFILES_INFO_OPTAG LIST2)	response ProfileInfoListResponse::= profileInfoListOk : { #PROFILES_INFO_TAGLIST2 } SW = 0x9000

Test Sequence #19 Nominal: Get Operational Profile Icon and Icon type list

Step	Direction	Sequence / Description	Expected result
IC1	PROC_EUICC_INITIALIZATION_SEQUENCE		
IC2	PROC_OPEN_LOGICAL_CHANNEL_AND_SELECT_ISDR		
1	S_LPA _d → eUICC	MTD_STORE_DATA (#GET_PROFILES_INFO_OPTAG LIST3)	response ProfileInfoListResponse::= profileInfoListOk : { #PROFILES_INFO_TAGLIST3 } SW = 0x9000

Test Sequence #20 Nominal: Get Operational Profile Icon and State list

Step	Direction	Sequence / Description	Expected result
IC1	PROC_EUICC_INITIALIZATION_SEQUENCE		
IC2	PROC_OPEN_LOGICAL_CHANNEL_AND_SELECT_ISDR		
1	S_LPA _d → eUICC	MTD_STORE_DATA (#GET_PROFILES_INFO_OPTAG LIST4)	response ProfileInfoListResponse::= profileInfoListOk : { #PROFILES_INFO_TAGLIST4 } SW = 0x9000

Test Sequence #21 Nominal: Get Profile State of the defined Profile

Step	Direction	Sequence / Description	Expected result
IC1		PROC_EUICC_INITIALIZATION_SEQUENCE	
IC2		PROC_OPEN_LOGICAL_CHANNEL_AND_SELECT_ISDR	
1	S_LPA → eUICC	MTD_STORE_DATA (#GET_PROFILES_INFO_ICCID_TAGLIST1)	response ProfileInfoListResponse::= profileInfoListOk : { #PROFILES_INFO_ICCID_TAGLIST1 } SW = 0x9000

Test Sequence #22 Nominal: Get Profile Icon Type of the defined Profile

Step	Direction	Sequence / Description	Expected result
IC1		PROC_EUICC_INITIALIZATION_SEQUENCE	
IC2		PROC_OPEN_LOGICAL_CHANNEL_AND_SELECT_ISDR	
1	S_LPA → eUICC	MTD_STORE_DATA (#GET_PROFILES_INFO_ICCID_TAGLIST2)	response ProfileInfoListResponse::= profileInfoListOk : { #PROFILES_INFO_ICCID_TAGLIST2 } SW = 0x9000

Test Sequence #23 Nominal: Get Profile Class of the defined Profile

Step	Direction	Sequence / Description	Expected result
IC1		PROC_EUICC_INITIALIZATION_SEQUENCE	
IC2		PROC_OPEN_LOGICAL_CHANNEL_AND_SELECT_ISDR	
1	S_LPA → eUICC	MTD_STORE_DATA (#GET_PROFILES_INFO_ICCID_TAGLIST3)	response ProfileInfoListResponse::= profileInfoListOk : { #PROFILES_INFO_ICCID_TAGLIST3 } SW = 0x9000

Test Sequence #24 Nominal: Get Notification Configuration of the defined Profile

Step	Direction	Sequence / Description	Expected result
IC1		PROC_EUICC_INITIALIZATION_SEQUENCE	
IC2		PROC_OPEN_LOGICAL_CHANNEL_AND_SELECT_ISDR	
1	S_LPA → eUICC	MTD_STORE_DATA (#GET_PROFILES_INFO_ICCID_TAGLIST4)	response ProfileInfoListResponse::= profileInfoListOk : { #PROFILES_INFO_ICCID_TAGLIST4 } SW = 0x9000

Test Sequence #25 Nominal: Get Profile Policy Rules of the defined Profile

Step	Direction	Sequence / Description	Expected result
IC1	PROC_EUICC_INITIALIZATION_SEQUENCE		
IC2	PROC_OPEN_LOGICAL_CHANNEL_AND_SELECT_ISDR		
1	S_LPA → eUICC	MTD_STORE_DATA (#GET_PROFILES_INFO_ICCID_TAGLIST5)	response ProfileInfoListResponse::= profileInfoListOk : { #PROFILES_INFO_ICCID_TAGLIST5 } SW = 0x9000

Test Sequence #26 Nominal: Get empty Profile list. No Profile installed

Initial Conditions	
Entity	Description of the initial condition
eUICC	No Profile is loaded on the eUICC (this condition overrides the general initial condition defined in this test case).

Step	Direction	Sequence / Description	Expected result
IC1	PROC_EUICC_INITIALIZATION_SEQUENCE		
IC2	PROC_OPEN_LOGICAL_CHANNEL_AND_SELECT_ISDR		
1	S_LPA → eUICC	MTD_STORE_DATA (#GET_PROFILES_INFO_ALL)	response ProfileInfoListResponse::= profileInfoListOk: { } SW = 0x9000

4.2.24 ES10b(IPA – eUICC) LoadEUICCPackage

This function executes a eUICC Package.

4.2.24.1 Conformance Requirements

References

GSMA RSP Technical Specification [4] and eSIM IoT Technical Specification [3]

4.2.24.2 Test Cases

4.2.24.2.1 TC_eUICC_ES10b. LoadEUICCPackage

The Nominal Test Cases for LoadEUICCPackage function are covered by the defined test cases for ESep interface (Sections from 4.2.31 to 4.2.39).

4.2.24.2.2 TC_eUICC_ES10b. LoadEUICCPackage_ErrorCases

General Initial Conditions	
Entity	Description of the general initial condition
eUICC	#EIM_CONFIG_DATA1_WITH_CiPKId is configured in the eUICC, where the <EUICC_CI_PK_ID_TO_BE_USED> is set to a CI Key ID in highest priority in <EUICC_CI_PK_ID_LIST_FOR_SIGNING> of the #R_EUICC_INFO1.

Test Sequence #01 Error: eimID is unknown

Step	Direction	Sequence / Description	Expected result
IC1		PROC_EUICC_INITIALIZATION_SEQUENCE	
IC2		PROC_OPEN_LOGICAL_CHANNEL_AND_SELECT_ISDR	
1	S_IPAd → eUICC	MTD_STORE_DATA(MTD_EUICC_PACKAGE_REQUEST_UPDATE_EIM(TEST_EIM_ID2, EID1, S_COUNTER_VALUE, NO_PARAM, EIM_CONFIG_DATA1_UPDATE_COUNTER, S_EIM_SIGNATURE))	SW=0x9000 with response data: MTD_EUICC_PKG_ERROR_UNSIGNED (#TEST_EIM_ID2)

Test Sequence #02 Error: Signature Invalid

Step	Direction	Sequence / Description	Expected result
IC1		PROC_EUICC_INITIALIZATION_SEQUENCE	
IC2		PROC_OPEN_LOGICAL_CHANNEL_AND_SELECT_ISDR	
1	S_IPAd → eUICC	MTD_STORE_DATA(MTD_EUICC_PACKAGE_REQUEST_UPDATE_EIM(TEST_EIM_ID1, EID1, S_COUNTER_VALUE, NO_PARAM, EIM_CONFIG_DATA1_UPDATE_COUNTER, S_EIM_SIGN_RANDOM))	SW=0x9000 with response data: MTD_EUICC_PKG_ERROR_UNSIGNED (#TEST_EIM_ID1)

Test Sequence #03 Error: EID does not match/invalid

Step	Direction	Sequence / Description	Expected result
IC1		PROC_EUICC_INITIALIZATION_SEQUENCE	
IC2		PROC_OPEN_LOGICAL_CHANNEL_AND_SELECT_ISDR	
1	S_IPAd → eUICC	<pre> MTD_STORE_DATA(MTD_EUICC_PACKAGE_REQUEST_UPDATE_EIM(TEST_EIM_ID1, EID2, S_COUNTER_VALUE, NO_PARAM, EIM_CONFIG_DATA1_UPDATE_COUNTER, S_EIM_SIGN_SIGNATURE)) </pre>	SW=0x9000 with response data: MTD_EUICC_PKG_ERROR_SIGNED (#LOAD_EUICC_PKG_ERR_EID) Verify the euiccSignEPE <EUICC_SIGNATURE> using the #PK_EUICC_ECDSA

Test Sequence #04 Error: Counter value less than the counter value stored on the eUICC

Step	Direction	Sequence / Description	Expected result
IC1		PROC_EUICC_INITIALIZATION_SEQUENCE	
IC2		PROC_OPEN_LOGICAL_CHANNEL_AND_SELECT_ISDR	
1	S_IPAd → eUICC	<pre> MTD_STORE_DATA(MTD_EUICC_PACKAGE_REQUEST_UPDATE_EIM(TEST_EIM_ID1, EID1, S_LOW_CNTR_VALUE, NO_PARAM, EIM_CONFIG_DATA1_UPDATE_COUNTER, S_EIM_SIGNATURE)) </pre>	SW=0x9000 with response data: MTD_EUICC_PKG_ERROR_SIGNED_2 (#LOAD_EUICC_PKG_ERR_LOW_CNTR) Verify the euiccSignEPE <EUICC_SIGNATURE> using the #PK_EUICC_ECDSA

Test Sequence #05 Error: PSMO invalid due to the size limit of the response data

This test sequence of this error is not defined for this version of the specification.

Test Sequence #06 Error: eCO invalid or unsupported

Step	Direction	Sequence / Description	Expected result
IC1		PROC_EUICC_INITIALIZATION_SEQUENCE	

IC2	PROC_OPEN_LOGICAL_CHANNEL_AND_SELECT_ISDR		
1	S_IPAd → eUICC	<pre> MTD_STORE_DATA(MTD_EUICC_PKG_REQUEST_INVALID_ECO (#TEST_EIM_ID1, EID1, S_COUNTER_VALUE, NO_PARAM, #UNKNOWN_TLV, S_EIM_SIGNATURE))) </pre>	SW=0x9000 with response data: MTD_EUICC_PKG_TERMINATED (#LOAD_EUICC_PKG_ERR_UNKNOWN_CMD) Verify the euiccSignEPR <EUICC_SIGNATURE> using the #PK_EUICC_ECDSA

Commented [YS2]: Change

Test Sequence #07 Error: PSMO invalid or unsupported

Step	Direction	Sequence / Description	Expected result
IC1	PROC_EUICC_INITIALIZATION_SEQUENCE		
IC2	PROC_OPEN_LOGICAL_CHANNEL_AND_SELECT_ISDR		
1	S_IPAd → eUICC	<pre> MTD_STORE_DATA(MTD_EUICC_PKG_REQUEST_INVALID_PSMO (#TEST_EIM_ID1, EID, S_COUNTER_VALUE, NO_PARAM, #UNKNOWN_TLV, S_EIM_SIGNATURE))) </pre>	SW=0x9000 with response data: MTD_EUICC_PKG_TERMINATED (#LOAD_EUICC_PKG_ERR_UNKNOWN_CMD)) Verify the euiccSignEPR <EUICC_SIGNATURE> using the #PK_EUICC_ECDSA

Commented [YS3]: Change

4.2.25 ES10b (IPA -- eUICC): AddInitialEim

This function is used by the IPAd to store eIM Configuration Data to the eUICC in case the eUICC does not contain any eIM Configuration Data.

4.2.25.1 Conformance Requirements

References

GSMA RSP Technical Specification [4] and eSIM IoT Technical Specification [3]

4.2.25.2 Test Cases

4.2.25.2.1 TC_eUICC_ES10b.AddInitialEim

General Initial Conditions	
Entity	Description of the general initial condition
eUICC	The eUICC does not contain any eIM Configuration Data.

Test Sequence #01 Nominal Case

Step	Direction	Sequence / Description	Expected result
IC1		PROC_EUICC_INITIALIZATION_SEQUENCE	
IC2		PROC_OPEN_LOGICAL_CHANNEL_AND_SELECT_ISDR	
1	S_IPAd → eUICC	MTD_STORE_DATA_SCRIPT(MTD_ADD_INITIAL_EIM_SINGLE(#EIM_CONFIG_DATA1))	response AddInitialEimResponse ::= { #ADD_INITIAL_EIM_RES_OK} SW=0x9000

4.2.25.2.2 TC_eUICC_ES10b.AddInitialEim_ErrorCases

General Initial Conditions	
Entity	Description of the general initial condition
eUICC	The eUICC does not contain any eIM Configuration Data.

Test Sequence #01 Error: Associated Eim Already Exists

Step	Direction	Sequence / Description	Expected result
IC1		PROC_EUICC_INITIALIZATION_SEQUENCE	
IC2		PROC_OPEN_LOGICAL_CHANNEL_AND_SELECT_ISDR	
1	S_IPAd → eUICC	MTD_STORE_DATA_SCRIPT(MTD_ADD_INITIAL_EIM_SINGLE(#EIM_CONFIG_DATA1))	response AddInitialEimResponse ::= { #ADD_INITIAL_EIM_RES_OK } SW=0x9000
2	S_IPAd → eUICC	MTD_STORE_DATA_SCRIPT(MTD_ADD_INITIAL_EIM_SINGLE(#EIM_CONFIG_DATA2))	response AddInitialEimResponse ::= { #ADD_INITIAL_EIM_ERR_EIM_ALREADY_EXISTS } SW=0x9000

Test Sequence #02 Error: Insufficient Memory

Note: This error cannot be tested because there is no interoperable way at the time of writing to set a specified amount of available memory in an eUICC

Test Sequence #03 Error: Unknown CI PK

Step	Direction	Sequence / Description	Expected result
IC1		PROC_EUICC_INITIALIZATION_SEQUENCE	
IC2		PROC_OPEN_LOGICAL_CHANNEL_AND_SELECT_ISDR	
1	S_IPAd → eUICC	MTD_STORE_DATA_SCRIPT(MTD_ADD_INITIAL_EIM_SINGLE(#EIM_CONFIG_DATA2_ADD_UKNOWN_EUICC_CI_PKID))	response AddInitialEimResponse ::= { #ADD_INITIAL_EIM_ERR_UNKNOWN_CI } SW=0x9000

Test Sequence #04 Error: VOID

Test Sequence #05 Error: Invalid Association Token

The test sequence for this error case is not defined in this version of the specification.

4.2.26 ES10b (IPA -- eUICC): GetCerts

This function is used by the IPA to retrieve the eUICC Certificate and the EUM Certificate from the eUICC. This function can be used at any time by the IPA.

4.2.26.1 Conformance Requirements

References

GSMA RSP Technical Specification [4] and eSIM IoT Technical Specification [3]

4.2.26.2 Test Cases

4.2.26.2.1 TC_eUICC_ES10b. GetCerts

General Initial Conditions	
Entity	Description of the general initial condition
eUICC	S_eIM with #EIM_CONFIG_DATA1 is configured in the eUICC.

Test Sequence #01 Nominal Case: euiccCiPKId not set

Step	Direction	Sequence / Description	Expected result
IC1		PROC_EUICC_INITIALIZATION_SEQUENCE	
IC2		PROC_OPEN_LOGICAL_CHANNEL_AND_SELECT_ISDR	
1	S_IPAd → eUICC	MTD_STORE_DATA(#GET_EUICC_INFO1)	#R_EUICC_INFO1 Extract and record the first entry in <EUICC_CI_PK_ID_LIST_FOR_SIGNING> as <PK_CI_SIG>
2	S_IPAd → eUICC	MTD_STORE_DATA(MTD_GET_CERTS_REQUEST (NO_PARAM))	SW=0x9000 with response data: GetCertsResponse ::= { #GET_CERTS_RESULT_OK } Verify that the EUM's Certificate #CERT_EUM_SIG contains an EUM's Public Key #PK_EUM_SIG based on the same curve as the <PK_CI_SIG> extracted in step 1. Verify that the eUICC's Certificate #CERT_EUICC_SIG contains an eUICC's Public Key #PK_EUICC_SIG based on the same curve as #PK_EUM_SIG

Test Sequence #02 Nominal Case with euiccCiPKId set

Step	Direction	Sequence / Description	Expected result
IC1		PROC_EUICC_INITIALIZATION_SEQUENCE	
IC2		PROC_OPEN_LOGICAL_CHANNEL_AND_SELECT_ISDR	
1	S_IPAd → eUICC	MTD_STORE_DATA(#GET_EUICC_INFO1)	#R_EUICC_INFO1 Extract and record the first entry in <EUICC_CI_PK_ID_LIST_FOR_SIGNING> as <PK_CI_SIG>
2	S_IPAd → eUICC	MTD_STORE_DATA(MTD_GET_CERTS_REQUEST (<PK_CI_SIG>))	SW=0x9000 with response data: GetCertsResponse ::= { #GET_CERTS_RESULT_OK } Verify that the EUM's Certificate #CERT_EUM_SIG contains an EUM's Public Key #PK_EUM_SIG based on the same curve as the <PK_CI_SIG> extracted in step1.

			Verify that the eUICC's Certificate #CERT_EUICC_SIG contains an eUICC's Public Key #PK_EUICC_SIG based on the same curve as #PK_EUM_SIG.
--	--	--	--

4.2.26.2.2 TC_eUICC_ES10b.GetCerts_ErrorCases

Test Sequence #01 Error: Invalid CI PKid

Step	Direction	Sequence / Description	Expected result
IC1		PROC_EUICC_INITIALIZATION_SEQUENCE	
IC2		PROC_OPEN_LOGICAL_CHANNEL_AND_SELECT_ISDR	
1	S_IPAd → eUICC	MTD_STORE_DATA(MTD_GET_CERTS_REQUEST (#CI_PKI_RANDOM))	SW=0x9000 with response data: GetCertsResponse ::= { #GET_CERTS_ERR_UNKNOWN_CI }

4.2.27 ES10b (IPA -- eUICC): ImmediateEnable

This function is used by IPA to request immediate Profile enabling without eIM involvement. The eUICC MAY be configured to support the immediate enabling.

4.2.27.1 Conformance Requirements

References

GSMA RSP Technical Specification [4] and eSIM IoT Technical Specification [3]

- Section 5.9.15

4.2.27.2 Test Cases

4.2.27.2.1 TC_eUICC_ES10b.ImmediateEnable

Test Sequence #01 Nominal Case

Test the nominal case when the Immediate Profile Enabling is activated

Initial Conditions	
Entity	Description of the general initial condition
eUICC	Immediate Profile Enabling is activated

eUICC	The configured OID is set to S_SM_DP+_OID1 and the SMDP_ADDRESS is set to SMDP_ADDRESS1
-------	---

Step	Direction	Sequence / Description	Expected result
IC1		PROC_EUICC_INITIALIZATION_SEQUENCE	
IC2		PROC_OPEN_LOGICAL_CHANNEL_AND_SELECT_ISDR	
1	S_IPAd → eUICC	Install PROFILE_OPERATIONAL1 with OID value set to S_SM_DP+_OID1 and address value set to SMDP_ADDRESS1	Profile successfully downloaded (i.e. ProfileInstallationResult contains a SuccessResult)
2	S_IPAd → eUICC	MTD_STORE_DATA(MTD_IMMEDIATE_ENABLE())	response ImmediateEnableResponse ::= { #IMMEDIATE_ENABLE_RESULT_OK } SW=0x91XX
3	S_Device → eUICC	FETCH 'XX'	REFRESH Command ("UICC Reset")
4		Repeat IC1 and IC2	
5	S_IPAd → eUICC	MTD_STORE_DATA(MTD_GET_PROFILE_INFO(NO_PARAM, <ISD_P_AID1>))	response ProfileInfoListResponse ::= profileInfoListOk : { #PROFILE_INFO1 } SW=0x9000
6	S_Device → eUICC	[SELECT_ICCID]	SW=0x9000
7	S_Device → eUICC	[READ_BINARY] with <L>=0x0A	#ICCID_OP_PROF1 SW=0x9000

4.2.27.2.2 TC_eUICC_ES10b.ImmediateEnable_ErrorCases

Test Sequence #01 Error: No Session Context

Initial Conditions	
Entity	Description of the general initial condition
eUICC	Immediate Profile Enabling is activated
eUICC	The configured OID is set to S_SM_DP+_OID1 and the SMDP_ADDRESS is set to SMDP_ADDRESS1

Step	Direction	Sequence / Description	Expected result
IC1		PROC_EUICC_INITIALIZATION_SEQUENCE	

IC2	PROC_OPEN_LOGICAL_CHANNEL_AND_SELECT_ISDR		
1	S_IPAd → eUICC	Install PROFILE_OPERATIONAL1 with OID value set to S_SM_DP+_OID1 and address value set to SMDP_ADDRESS1	Profile successfully downloaded (i.e. ProfileInstallationResult contains a SuccessResult)
2	S_IPAd → eUICC	MTD_STORE_DATA(MTD_EUICC_PACKAGE_GET_R AT ((#TEST_EIM_ID1, EID1, S_COUNTER_VALUE, S_EIM_SIGNATURE))	response EuiccPackageResult ::= euiccPackageResultSigned : { euiccPackageResultDataSigned { eimId #TEST_EIM_ID1, countervalue S_COUNTER_VALUE, seqNumber SEQ_NUMBER, euiccResult { getRATResult : { #PPRS_ALLOWED } } }, euiccSignEPR EUICC_SIGN_EPR } SW = 0x9000
3	S_IPAd → eUICC	MTD_STORE_DATA(MTD_IMMEDIATE_ENABLE())	response ImmediateEnableResponse ::= { #IMMEDIATE_ENABLE_RESULT_NO_SESSION_CONTEXT } SW=0x9000

Test Sequence #02 Error: Immediate-Enable is Not Available

Test the nominal case when the Immediate Profile Enabling is not activated

Initial Conditions	
Entity	Description of the general initial condition
eUICC	Immediate Profile Enabling is not activated
eUICC	The configured OID is set to S_SM_DP+_OID1 and the SMDP_ADDRESS is set to SMDP_ADDRESS1

Step	Direction	Sequence / Description	Expected result
IC1	PROC_EUICC_INITIALIZATION_SEQUENCE		
IC2	PROC_OPEN_LOGICAL_CHANNEL_AND_SELECT_ISDR		
1	S_IPAd → eUICC	Install PROFILE_OPERATIONAL1 with OID value set to	Profile successfully downloaded (i.e. ProfileInstallationResult contains a SuccessResult)

		S_SM_DP+_OID1 and address value set to SMDP_ADDRESS1	
2	S_IPAd → eUICC	MTD_STORE_DATA(MTD_IMMEDIATE_ENABLE())	response ImmediateEnableResponse ::= { #IMMEDIATE_ENABLE_RESULT_IMMEDIATE_ENABLE_NOT_AVAILABLE } SW=0x9000

4.2.28 ES10b (IPA -- eUICC): ProfileRollback

This function is used by the IPA to request to roll back to the previously Enabled Profile, if any.

4.2.28.1 Conformance Requirements

References

GSMA RSP Technical Specification [4] and eSIM IoT Technical Specification [3]

- Section 2.11.1.1.3
- Section 2.11.2.1
- Section 3.3.1
- Section 3.4.1
- Section 5.9.16

4.2.28.2 Test Cases

4.2.28.2.1 TC_eUICC_ES10b.ProfileRollback

General Initial Conditions	
Entity	Description of the general initial condition
eUICC	The PROFILE_OPERATIONAL1 has been installed on the eUICC.
eUICC	The PROFILE_OPERATIONAL2 has been installed on the eUICC.
eUICC	The PROFILE_OPERATIONAL1 is enabled

Test Sequence #1 Nominal Case: Profile Rollback with refreshFlag set

Step	Direction	Sequence / Description	Expected result
IC1		PROC_EUICC_INITIALIZATION_SEQUENCE	
IC2		PROC_OPEN_LOGICAL_CHANNEL_AND_SELECT_ISDR	
1	S_IPAd → eUICC	MTD_STORE_DATA(MTD_EUICC_PACKAGE_REQUEST_ENABLE(TEST_EIM_ID1, EID1, S_COUNTER_VALUE, NO_PARAM, ICCID_OP_PROF2, TRUE,	response EuiccPackageResult ::= euiccPackageResultSigned : { #ENABLE_RES_OK_1 } SW=0x91XX

		S_EIM_SIGNATURE)	Verify the euiccSignEPR <EUICC_SIGN_EPR> using the #PK_EUICC_ECDSA
2	S_Device → eUICC	FETCH 'XX'	REFRESH Command ("UICC Reset")
3	Repeat IC1 and IC2		
4	S_IPAd → eUICC	MTD_STORE_DATA(MTD_GET_PROFILE_INFO(NO_PARAM, <ISD_P_AID2>))	response ProfileInfoListResponse ::= profileInfoListOk : { #PROFILE_INFO2_ENABLED } SW=0x9000
5	S_IPAd → eUICC	MTD_STORE_DATA(MTD_PROFILE_ROLLBACK_REQUEST(TRUE))	response ProfileRollbackResponse ::= { #PROFILE_ROLLBACK_RES_OK } SW=0x91XX
6	S_Device → eUICC	FETCH 'XX'	REFRESH Command ("UICC Reset")
7	Repeat IC1 and IC2		
8	S_IPAd → eUICC	MTD_STORE_DATA(MTD_GET_PROFILE_INFO(NO_PARAM, <ISD_P_AID1>))	response ProfileInfoListResponse ::= profileInfoListOk : { #PROFILE_INFO1 } SW=0x9000
9	S_Device → eUICC	[SELECT_ICCID]	SW=0x9000
10	S_Device → eUICC	[READ_BINARY] with <L>=0x0A	#ICCID_OP_PROF1 SW=0x9000

Test Sequence #2 Nominal Case: Profile Rollback with refreshFlag not set

Step	Direction	Sequence / Description	Expected result
IC1	PROC_EUICC_INITIALIZATION_SEQUENCE		
IC2	PROC_OPEN_LOGICAL_CHANNEL_AND_SELECT_ISDR		
1	S_IPAd → eUICC	MTD_STORE_DATA(MTD_EUICC_PACKAGE_REQUEST_ENABLE(TEST_EIM_ID1, EID1, S_COUNTER_VALUE, NO_PARAM, ICCID_OP_PROF2, TRUE, S_EIM_SIGNATURE)	response EuiccPackageResult ::= euiccPackageResultSigned : { #ENABLE_RES_OK_1 } SW=0x91XX Verify the euiccSignEPR <EUICC_SIGN_EPR> using the #PK_EUICC_ECDSA

2	S_Device → eUICC	FETCH 'XX'	REFRESH Command ("UICC Reset")
3	Repeat IC1 and IC2		
4	S_IPAd → eUICC	MTD_STORE_DATA(MTD_GET_PROFILE_INFO(NO_PARAM, <ISD_P_AID2>))	response ProfileInfoListResponse ::= profileInfoListOk : { #PROFILE_INFO2_ENABLED } SW=0x9000
5	S_IPAd → eUICC	MTD_STORE_DATA(MTD_PROFILE_ROLLBACK_REQUEST(FALSE))	response ProfileRollbackResponse ::= { #PROFILE_ROLLBACK_RES_OK } SW=0x9000
6	S_IPAd → eUICC	MTD_STORE_DATA(MTD_GET_PROFILE_INFO(NO_PARAM, <ISD_P_AID1>))	response ProfileInfoListResponse ::= profileInfoListOk : { #PROFILE_INFO1 } SW=0x9000
7	S_Device → eUICC	[SELECT_ICCID]	SW=0x9000
8	S_Device → eUICC	[READ_BINARY] with <L>=0x0A	#ICCID_OP_PROF1 SW=0x9000

Test Sequence #3 Nominal Case: Profile Rollback with refreshFlag set while proactive session is ongoing – catBusy not supported

Step	Direction	Sequence / Description	Expected result
IC1	PROC_EUICC_INITIALIZATION_SEQUENCE		
IC2	PROC_OPEN_LOGICAL_CHANNEL_AND_SELECT_ISDR		
1	S_IPAd → eUICC	MTD_STORE_DATA(MTD_EUICC_PACKAGE_REQUEST_ENABLE(TEST_EIM_ID1, EID1, S_COUNTER_VALUE, NO_PARAM, ICCID_OP_PROF2, TRUE, S_EIM_SIGNATURE)	response EuiccPackageResult ::= euiccPackageResultSigned : { #ENABLE_RES_OK_1 } SW=0x91XX Verify the euiccSignEPR <EUICC_SIGN_EPR> using the #PK_EUICC_ECDSA
2	S_Device → eUICC	FETCH 'XX'	REFRESH Command ("UICC Reset")
3	Repeat IC1 and IC2		

4	S_IPAd → eUICC	MTD_STORE_DATA(MTD_GET_PROFILE_INFO(NO_PARAM, <ISD_P_AID2>))	response ProfileInfoListResponse ::= profileInfoListOk : { #PROFILE_INFO2_ENABLED } SW=0x9000
5	S_Device → eUICC	MTD_SEND_SMS_PP([GET_MNO_SD])	SW=0x91XX
6	S_IPAd → eUICC	MTD_STORE_DATA(MTD_PROFILE_ROLLBACK_REQUEST(TRUE))	response ProfileRollbackResponse ::= { #PROFILE_ROLLBACK_RES_OK } SW=0x91YY
7	S_Device → eUICC	FETCH 'YY'	REFRESH Command ("UICC Reset")
8	Repeat IC1 and IC2		
9	S_IPAd → eUICC	MTD_STORE_DATA(MTD_GET_PROFILE_INFO(NO_PARAM, <ISD_P_AID1>))	response ProfileInfoListResponse ::= profileInfoListOk : { #PROFILE_INFO1 } SW=0x9000
10	S_Device → eUICC	[SELECT_ICCID]	SW=0x9000
11	S_Device → eUICC	[READ_BINARY] with <L>=0x0A	#ICCID_OP_PROF1 SW=0x9000

Test Sequence #4 Nominal Case: Profile Rollback with refreshFlag not set while proactive session is ongoing – catBus not supported

Step	Direction	Sequence / Description	Expected result
IC1	PROC_EUICC_INITIALIZATION_SEQUENCE		
IC2	PROC_OPEN_LOGICAL_CHANNEL_AND_SELECT_ISDR		
1	S_IPAd → eUICC	MTD_STORE_DATA(MTD_EUICC_PACKAGE_REQUEST_ENABLE(TEST_EIM_ID1, EID1, S_COUNTER_VALUE, NO_PARAM, ICCID_OP_PROF2, TRUE, S_EIM_SIGNATURE)	response EuiccPackageResult ::= euiccPackageResultSigned : { #ENABLE_RES_OK_1 } SW=0x91XX Verify the euiccSignEPR <EUICC_SIGN_EPR> using the #PK_EUICC_ECDSA
2	S_Device → eUICC	FETCH 'XX'	REFRESH Command ("UICC Reset")
3	Repeat IC1 and IC2		

4	S_IPAd → eUICC	MTD_STORE_DATA(MTD_GET_PROFILE_INFO(NO_PARAM, <ISD_P_AID2>))	response ProfileInfoListResponse ::= profileInfoListOk : { #PROFILE_INFO2_ENABLED } SW=0x9000
5	S_Device → eUICC	MTD_SEND_SMS_PP([GET_MNO_SD])	SW=0x91XX
6	S_IPAd → eUICC	MTD_STORE_DATA(MTD_PROFILE_ROLLBACK_REQUEST(FALSE)))	response ProfileRollbackResponse ::= { #PROFILE_ROLLBACK_RES_OK } SW=0x9000
7	S_IPAd → eUICC	MTD_STORE_DATA(MTD_GET_PROFILE_INFO(NO_PARAM, <ISD_P_AID1>))	response ProfileInfoListResponse ::= profileInfoListOk : { #PROFILE_INFO1 } SW=0x9000
8	S_Device → eUICC	[SELECT_ICCID]	SW=0x9000
9	S_Device → eUICC	[READ_BINARY] with <L>=0x0A	#ICCID_OP_PROF1 SW=0x9000

Test Sequence #5 Nominal Case: Profile Rollback with refreshFlag set while proactive session is ongoing with Terminal Response outstanding – catBusy not supported

Step	Direction	Sequence / Description	Expected result
IC1		PROC_EUICC_INITIALIZATION_SEQUENCE	
IC2		PROC_OPEN_LOGICAL_CHANNEL_AND_SELECT_ISDR	
1	S_IPAd → eUICC	MTD_STORE_DATA(MTD_EUICC_PACKAGE_REQUEST_ENABLE(TEST_EIM_ID1, EID1, S_COUNTER_VALUE, NO_PARAM, ICCID_OP_PROF2, TRUE, S_EIM_SIGNATURE))	response EuiccPackageResult ::= euiccPackageResultSigned : { #ENABLE_RES_OK_1 } SW=0x91XX Verify the euiccSignEPR <EUICC_SIGN_EPR> using the #PK_EUICC_ECDSA
2	S_Device → eUICC	FETCH 'XX'	REFRESH Command ("UICC Reset")
3		Repeat IC1 and IC2	
4	S_IPAd → eUICC	MTD_STORE_DATA(MTD_GET_PROFILE_INFO(NO_PARAM,))	response ProfileInfoListResponse ::= profileInfoListOk : {

		<ISD_P_AID2>)	#PROFILE_INFO2_ENABLED } SW=0x9000
5	S_Device → eUICC	MTD_SEND_SMS_PP([GET_MNO_SD])	SW=0x91XX
6	S_Device → eUICC	FETCH 'XX'	SMS POR received SCP80 response status code equal to 0x00 – POR OK
7	S_IPAd → eUICC	MTD_STORE_DATA(MTD_PROFILE_ROLLBACK_REQUEST(TRUE))	response ProfileRollbackResponse ::= { #PROFILE_ROLLBACK_RES_OK } SW=0x9000
8	S_Device → eUICC	TERMINAL RESPONSE	SW=0x91YY
9	S_Device → eUICC	FETCH 'YY'	REFRESH Command ("UICC Reset")
10	Repeat IC1 and IC2		
11	S_IPAd → eUICC	MTD_STORE_DATA(MTD_GET_PROFILE_INFO(NO_PARAM, <ISD_P_AID1>)	response ProfileInfoListResponse ::= profileInfoListOk : { #PROFILE_INFO1 } SW=0x9000
12	S_Device → eUICC	[SELECT_ICCID]	SW=0x9000
13	S_Device → eUICC	[READ_BINARY] with <L>=0x0A	#ICCID_OP_PROF1 SW=0x9000

Test Sequence #6 Nominal Case: Profile Rollback with refreshFlag not set while proactive session is ongoing with Terminal Response outstanding – catBusy not supported

Step	Direction	Sequence / Description	Expected result
IC1	PROC_EUICC_INITIALIZATION_SEQUENCE		
IC2	PROC_OPEN_LOGICAL_CHANNEL_AND_SELECT_ISDR		
1	S_IPAd → eUICC	MTD_STORE_DATA(MTD_EUICC_PACKAGE_REQUEST_ENABLE(TEST_EIM_ID1, EID1, S_COUNTER_VALUE, NO_PARAM, ICCID_OP_PROF2, TRUE, S_EIM_SIGNATURE)	response EuiccPackageResult ::= euiccPackageResultSigned : { #ENABLE_RES_OK_1 } SW=0x91XX Verify the euiccSignEPR <EUICC_SIGN_EPR> using the #PK_EUICC_ECDSA

)	
2	S_Device → eUICC	FETCH 'XX'	REFRESH Command ("UICC Reset")
3	Repeat IC1 and IC2		
4	S_IPAd → eUICC	MTD_STORE_DATA(MTD_GET_PROFILE_INFO(NO_PARAM, <ISD_P_AID2>))	response ProfileInfoListResponse::= profileInfoListOk : { #PROFILE_INFO2_ENABLED } SW=0x9000
5	S_Device → eUICC	MTD_SEND_SMS_PP([GET_MNO_SD])	SW=0x91XX
6	S_Device → eUICC	FETCH 'XX'	SMS POR received SCP80 response status code equal to 0x00 – POR OK
7	S_IPAd → eUICC	MTD_STORE_DATA(MTD_PROFILE_ROLLBACK_REQUEST(FALSE))	response ProfileRollbackResponse::= { #PROFILE_ROLLBACK_RES_OK } SW=0x9000
8	S_Device → eUICC	TERMINAL RESPONSE	SW= any value except91XX
9	S_IPAd → eUICC	MTD_STORE_DATA(MTD_GET_PROFILE_INFO(NO_PARAM, <ISD_P_AID1>))	response ProfileInfoListResponse::= profileInfoListOk : { #PROFILE_INFO1 } SW=0x9000
10	S_Device → eUICC	[SELECT_ICCID]	SW=0x9000
11	S_Device → eUICC	[READ_BINARY] with <L>=0x0A	#ICCID_OP_PROF1 SW=0x9000

4.2.28.2.2 TC_eUICC_ES10b.ProfileRollback_ErrorCases

Test Sequence #1 Error: Roll Back is not allowed

Step	Direction	Sequence / Description	Expected result
IC1		PROC_EUICC_INITIALIZATION_SEQUENCE	
IC2		PROC_OPEN_LOGICAL_CHANNEL_AND_SELECT_ISDR	
1	S_IPAd → eUICC	MTD_STORE_DATA(MTD_PROFILE_ROLLBACK_REQUEST(FALSE))	response ProfileRollbackResponse::= { #PROFILE_ROLLBACK_RES_ROLL BACK_NOT_ALLOWED

			} SW=0x9000
2	S_IPAd → eUICC	MTD_STORE_DATA(MTD_GET_PROFILE_INFO(NO_PARAM, <ISD_P_AID1>))	response ProfileInfoListResponse::= profileInfoListOk : { #PROFILE_INFO1 } SW=0x9000
3	S_Device → eUICC	[SELECT_ICCID]	SW=0x9000
4	S_Device → eUICC	[READ_BINARY] with <L>=0x0A	#ICCID_OP_PROF1 SW=0x9000

Test Sequence #2 Error: VOID

Test Sequence #3 Error: catBusy with refreshFlag set while proactive session is ongoing – catBusy supported

Step	Direction	Sequence / Description	Expected result
IC1		PROC_EUICC_INITIALIZATION_SEQUENCE	
IC2		PROC_OPEN_LOGICAL_CHANNEL_AND_SELECT_ISDR	
1	S_IPAd → eUICC	MTD_STORE_DATA(MTD_EUICC_PACKAGE_REQUEST_ENABLE(TEST_EIM_ID1, EID1, S_COUNTER_VALUE, NO_PARAM, ICCID_OP_PROF2, TRUE, S_EIM_SIGNATURE))	response EuiccPackageResult ::= euiccPackageResultSigned : { #ENABLE_RES_OK_1 } SW=0x91XX Verify the euiccSignEPR <EUICC_SIGN_EPR> using the #PK_EUICC_ECDSA
2	S_Device → eUICC	FETCH 'XX'	REFRESH Command ("UICC Reset")
3		Repeat IC1 and IC2	
4	S_IPAd → eUICC	MTD_STORE_DATA(MTD_GET_PROFILE_INFO(NO_PARAM, <ISD_P_AID2>))	response ProfileInfoListResponse::= profileInfoListOk : { #PROFILE_INFO2_ENABLED } SW=0x9000
5	S_Device → eUICC	MTD_SEND_SMS_PP([GET_MNO_SD])	SW=0x91XX
6	S_IPAd → eUICC	MTD_STORE_DATA(MTD_PROFILE_ROLLBACK_REQUEST())	response ProfileRollbackResponse ::= {

		TRUE))	#PROFILE_ROLLBACK_RES_CA TBUSY } SW=0x91XX
7	S_Device → eUICC	FETCH 'XX'	SMS POR received SCP80 response status code equal to 0x00 – POR OK
8	S_Device → eUICC	TERMINAL RESPONSE	SW=0x9000
9	S_IPAd → eUICC	MTD_STORE_DATA(MTD_GET_PROFILE_INFO(NO_PARAM, <ISD_P_AID2>)))	response ProfileInfoListResponse::= profileInfoListOk : { #PROFILE_INFO2_ENABLED } SW=0x9000
10	S_Device → eUICC	[SELECT_ICCID]	SW=0x9000
11	S_Device → eUICC	[READ_BINARY] with <L>=0x0A	#ICCID_OP_PROF2 SW=0x9000

Test Sequence #4 Error: catBusy with refreshFlag not set while proactive session is ongoing – catBusy supported

Step	Direction	Sequence / Description	Expected result
IC1		PROC_EUICC_INITIALIZATION_SEQUENCE	
IC2		PROC_OPEN_LOGICAL_CHANNEL_AND_SELECT_ISDR	
1	S_IPAd → eUICC	MTD_STORE_DATA(MTD_EUICC_PACKAGE_REQUEST_ENABLE(TEST_EIM_ID1, EID1, S_COUNTER_VALUE, NO_PARAM, ICCID_OP_PROF2, TRUE, S_EIM_SIGNATURE))	response EuiccPackageResult ::= euiccPackageResultSigned : { #ENABLE_RES_OK_1 } SW=0x91XX Verify the euiccSignEPR <EUICC_SIGN_EPR> using the #PK_EUICC_ECDSA
2	S_Device → eUICC	FETCH 'XX'	REFRESH Command ("UICC Reset")
3		Repeat IC1 and IC2	
4	S_IPAd → eUICC	MTD_STORE_DATA(MTD_GET_PROFILE_INFO(NO_PARAM, <ISD_P_AID2>)))	response ProfileInfoListResponse::= profileInfoListOk : { #PROFILE_INFO2_ENABLED } SW=0x9000
5	S_Device → eUICC	MTD_SEND_SMS_PP([GET_MNO_SD])	SW=0x91XX

6	S_IPAd → eUICC	MTD_STORE_DATA(MTD_PROFILE_ROLLBACK_REQUEST(FALSE))	response ProfileRollbackResponse ::= { #PROFILE_ROLLBACK_RES_CA TBUSY } SW=0x91XX
7	S_Device → eUICC	FETCH 'XX'	SMS POR received SCP80 response status code equal to 0x00 – POR OK
8	S_Device → eUICC	TERMINAL RESPONSE	SW=0x9000
9	S_IPAd → eUICC	MTD_STORE_DATA(MTD_GET_PROFILE_INFO(NO_PARAM, <ISD_P_AID2>))	response ProfileInfoListResponse ::= profileInfoListOk : { #PROFILE_INFO2_ENABLED } SW=0x9000
10	S_Device → eUICC	[SELECT_ICCID]	SW=0x9000
11	S_Device → eUICC	[READ_BINARY] with <L>=0x0A	#ICCID_OP_PROF2 SW=0x9000

4.2.29 ES10b (IPA -- eUICC): ConfigureImmediateProfileEnabling

This function is used by the IPA to activate or deactivate immediate Profile enabling in the eUICC and to add or update immediate enabling data used in the immediate Profile enabling.

4.2.29.1 Conformance Requirements

References

GSMA RSP Technical Specification [4] and eSIM IoT Technical Specification [3]

- Section 5.9.17

4.2.29.2 Test Cases

4.2.29.2.1 TC_eUICC_ES10b.ConfigureImmediateProfileEnabling

Test Sequence #01 Nominal Case- active immediate profile enabling

Test the nominal case when: immediateEnableFlag, smdpOid and smdpAddress are present in the command.

Initial Conditions	
Entity	Description of the general initial condition
eUICC	Immediate Profile Enabling is not activated

Step	Direction	Sequence / Description	Expected result
IC1		PROC_EUICC_INITIALIZATION_SEQUENCE	
IC2		PROC_OPEN_LOGICAL_CHANNEL_AND_SELECT_ISDR	
1	S_IPAd → eUICC	MTD_STORE_DATA(MTD_CONFIGURE_IMMEDIATE_PROFILE_E NABLING (IMMEDIATE_ENABLE_FLAG, S_SM_DP+_OID1, SMDP_ADDRESS1,))	#CONFIG_IMMEDIATE_ENABLE_ RES_OK SW=0x9000
2	S_IPAd → eUICC	Install PROFILE_OPERATIONAL1 with OID value set to S_SM_DP+_OID1 and address value set to SMDP_ADDRESS1	Profile successfully downloaded (i.e. ProfileInstallationResult contains a SuccessResult)
3	S_IPAd → eUICC	MTD_STORE_DATA(MTD_IMMEDIATE_ENABLE())	response ImmediateEnableResponse ::= { #IMMEDIATE_ENABLE_RESULT_ OK } SW=0x91XX
4	S_Device → eUICC	FETCH 'XX'	REFRESH Command ("UICC Reset")
5		Repeat IC1 and IC2	
6	S_IPAd → eUICC	MTD_STORE_DATA(MTD_GET_PROFILE_INFO(NO_PARAM, <ISD_P_AID1>))	response ProfileInfoListResponse ::= profileInfoListOk : { #PROFILE_INFO1 } SW=0x9000
7	S_Device → eUICC	[SELECT_ICCID]	SW=0x9000
8	S_Device → eUICC	[READ_BINARY] with <L>=0x0A	#ICCID_OP_PROF1 SW=0x9000

Test Sequence #02 Nominal Case - deactivate immediate profile enabling

Test the nominal case when immediateEnableFlag is not present, smdpOid and smdpAddress are present in the command.

Initial Conditions	
Entity	Description of the general initial condition
eUICC	Immediate Profile Enabling is activated

Step	Direction	Sequence / Description	Expected result
IC1		PROC_EUICC_INITIALIZATION_SEQUENCE	
IC2		PROC_OPEN_LOGICAL_CHANNEL_AND_SELECT_ISDR	
1	S_IPAd → eUICC	MTD_STORE_DATA(MTD_CONFIGURE_IMMEDIATE_ PROFILE_ENABLING (NO_PARAM, S_SM_DP+_OID1, SMDP_ADDRESS1))	#CONFIG_IMMEDIATE_ENABLE_RES_OK SW=0x9000
2	S_IPAd → eUICC	Install PROFILE_OPERATIONAL1 with OID value set to S_SM_DP+_OID1 and address value set to SMDP_ADDRESS1	Profile successfully downloaded (i.e. ProfileInstallationResult contains a SuccessResult)
3	S_IPAd → eUICC	MTD_STORE_DATA(MTD_IMMEDIATE_ENABLE())	response ImmediateEnableResponse ::= { #IMMEDIATE_ENABLE_RESULT_IMMEDIATE_ ENABLE_NOT_AVAILABLE } SW=0x9000

Test Sequence #03 Nominal Case - fail the check of SD-DP+ parameter

Initial Conditions	
Entity	Description of the general initial condition
eUICC	Immediate Profile Enabling is not activated

Step	Direction	Sequence / Description	Expected result
IC1		PROC_EUICC_INITIALIZATION_SEQUENCE	
IC2		PROC_OPEN_LOGICAL_CHANNEL_AND_SELECT_ISDR	
1	S_IPAd → eUICC	MTD_STORE_DATA(MTD_CONFIGURE_IMMEDIATE_PR OFILE_ENABLING (IMMEDIATE_ENABLE_FLAG, S_SM_DP+_OID1, SMDP_ADDRESS1))	#CONFIG_IMMEDIATE_ENABLE_RES_OK SW=0x9000
2	S_IPAd → eUICC	Install PROFILE_OPERATIONAL1 with OID value set to S_SM_DP+_OID2 and address value set to SMDP_ADDRESS1	Profile successfully downloaded (i.e. ProfileInstallationResult contains a SuccessResult)

3	S_IPAd → eUICC	MTD_STORE_DATA(MTD_IMMEDIATE_ENABLE())	response ImmediateEnableResponse ::= { #IMMEDIATE_ENABLE_RESULT_IMMEDIATE_E NABLE_NOT_AVAILABLE } SW=0x9000
---	----------------------	--	---

4.2.29.2.2 TC_eUICC_ES10b.ConfigureImmediateProfileEnabling_ErrorCase

Test Sequence #01 Error: Immediate Enable Associated EIM Already Exists

Initial Conditions	
Entity	Description of the general initial condition
eUICC	S_eIM with #EIM_CONFIG_DATA1 is configured in the eUICC.

Step	Direction	Sequence / Description	Expected result
IC1		PROC_EUICC_INITIALIZATION_SEQUENCE	
IC2		PROC_OPEN_LOGICAL_CHANNEL_AND_SELECT_ISDR	
1	S_IPAd → eUICC	MTD_STORE_DATA(MTD_CONFIGURE_IMMEDIATE_P ROFILE_ENABLING (IMMEDIATE_ENABLE_FLAG, S_SM_DP+_OID1, SMDP_ADDRESS1))	#CONFIG_IMMEDIATE_ENABLE_RES_AS SOCIATED_EIM_ALREADY_EXISTS SW=0x9000

Test Sequence #02 Error: Insufficient Memory

This Test Sequence of this error is not defined in this version of the specification.

4.2.30 ES10b (IPA -- eUICC): GetEimConfigurationData

This function is used by the IPA to read eIM Configuration Data stored in the eUICC.

4.2.30.1 Conformance Requirements

References

GSMA RSP Technical Specification [4] and eSIM IoT Technical Specification [3]

4.2.30.2 Test Cases

4.2.30.2.1 TC_eUICC_ES10b.GetEimConfigurationData

General Initial Conditions	
Entity	Description of the general initial condition
eUICC	The eUICC does not contain any eIM Configuration Data.

Test Sequence #01 Nominal Case: empty list of EIM

Step	Direction	Sequence / Description	Expected result
IC1		PROC_EUICC_INITIALIZATION_SEQUENCE	
IC2		PROC_OPEN_LOGICAL_CHANNEL_AND_SELECT_ISDR	
1	S_IPAd → eUICC	MTD_STORE_DATA(MTD_GET_EIM())	response GetEimConfigurationDataResponse ::= { #EIM_CONFIG_DATA_LIST_EMPT Y} SW=0x9000

Test Sequence #02 Nominal Case: single EIM

Initial Conditions	
Entity	Description of the general initial condition
eUICC	S_eIM with #EIM_CONFIG_DATA1_WITH_CiPKId is configured in the eUICC, where the <EUICC_CI_PK_ID_TO_BE_USED> is set to a CI Key ID in highest priority in <EUICC_CI_PK_ID_LIST_FOR_SIGNING> of the #R_EUICC_INFO1.

Step	Direction	Sequence / Description	Expected result
IC1		PROC_EUICC_INITIALIZATION_SEQUENCE	
IC2		PROC_OPEN_LOGICAL_CHANNEL_AND_SELECT_ISDR	
1	S_IPAd → eUICC	MTD_STORE_DATA(MTD_GET_EIM())	response GetEimConfigurationDataResponse ::= { #EIM_CONFIG_DATA_LIST1_GET_EIM} SW=0x9000

Test Sequence #03 Nominal Case: multiple EIMs

Initial Conditions	
Entity	Description of the general initial condition
eUICC	<p>S_eIM with #EIM_CONFIG_DATA1_WITH_CiPKId is configured in the eUICC, where the <EUICC_CI_PK_ID_TO_BE_USED> is set to a CI Key ID in highest priority in <EUICC_CI_PK_ID_LIST_FOR_SIGNING> of the #R_EUICC_INFO1..</p> <p>S_eIM with #EIM_CONFIG_DATA2_WITH_CiPKId is configured in the eUICC, where the <EUICC_CI_PK_ID_TO_BE_USED> is set to a CI Key ID in highest priority in <EUICC_CI_PK_ID_LIST_FOR_SIGNING> of the #R_EUICC_INFO1.</p>

Step	Direction	Sequence / Description	Expected result
IC1		PROC_EUICC_INITIALIZATION_SEQUENCE	
IC2		PROC_OPEN_LOGICAL_CHANNEL_AND_SELECT_ISDR	
1	S_IPAd → eUICC	<pre> MTD_STORE_DATA(MTD_GET_EIM()) </pre>	<pre> response GetEimConfigurationDataResponse ::= SEQUENCE { #EIM_CONFIG_DATA_LIST1_GET_EIM #EIM_CONFIG_DATA_LIST2_GET_EIM} or response GetEimConfigurationDataResponse ::= SEQUENCE { #EIM_CONFIG_DATA_LIST2_GET_EIM #EIM_CONFIG_DATA_LIST1_GET_EIM} SW=0x9000 </pre>

4.2.31 ESep (eIM -- eUICC): eUICC Package with single PSMO command: Enable

This function can be tested as Enable Procedures

4.2.31.1 Conformance Requirements

References

GSMA RSP Technical Specification [4] and eSIM IoT Technical Specification [3]

- Section 2.11.1.1

- Section 2.11.1.1.3
- Section 2.11.2.1
- Section 3.3.1
- Section 5.13.1

4.2.31.2 Test Cases

4.2.31.2.1 TC_eUICC_ESep.Enable

General Initial Conditions	
Entity	Description of the general initial condition
eUICC	The PROFILE_OPERATIONAL1 has been installed on the eUICC.
eUICC	S_eIM with #EIM_CONFIG_DATA1 is configured in the eUICC.

Test Sequence #01 Nominal Case: Enable Profile No transaction Id.

The purpose of this test is to verify that a Profile can be Enabled when the transaction Id is not present in the request.

Initial Conditions	
Entity	Description of the initial condition
eUICC	The PROFILE_OPERATIONAL1 is Disabled on the eUICC.
eUICC	The PROFILE_OPERATIONAL1 corresponds to <ISD_P_AID1>.

Step	Direction	Sequence / Description	Expected result
IC1		PROC_EUICC_INITIALIZATION_SEQUENCE	
IC2		PROC_OPEN_LOGICAL_CHANNEL_AND_SELECT_ISDR	
1	S_IPAd → eUICC	<pre> MTD_STORE_DATA(MTD_EUICC_PACKAGE_REQUEST_ENABLE(TEST_EIM_ID1, EID1, S_COUNTER_VALUE, NO_PARAM, ICCID_OP_PROF1, NO_PARAM, S_EIM_SIGNATURE)) </pre>	response EuiccPackageResult ::= euiccPackageResultSigned : { #ENABLE_RES_OK_1 } SW=0x91XX Verify the euiccSignEPR <EUICC_SIGN_EPR> using the #PK_EUICC_ECDSA
2	S_Device → eUICC	FETCH 'XX'	REFRESH Command ("UICC Reset")

3	Repeat IC1 and IC2		
4	S_IPAd → eUICC	MTD_STORE_DATA(MTD_GET_PROFILE_INFO(NO_PARAM, <ISD_P_AID1>))	response ProfileInfoListResponse::= profileInfoListOk : { #PROFILE_INFO1 } SW=0x9000
5	S_Device → eUICC	[SELECT_ICCID]	SW=0x9000
6	S_Device → eUICC	[READ_BINARY] with <L>=0x0A	#ICCID_OP_PROF1 SW=0x9000

Test Sequence #02 Nominal Case: Enable Profile with transaction Id.

The purpose of this test is to verify that a Profile can be Enabled when the transaction Id is present in the request.

Initial Conditions	
Entity	Description of the initial condition
eUICC	The PROFILE_OPERATIONAL1 is Disabled on the eUICC.
eUICC	The PROFILE_OPERATIONAL1 corresponds to <ISD_P_AID1>.

Step	Direction	Sequence / Description	Expected result
IC1	PROC_EUICC_INITIALIZATION_SEQUENCE		
IC2	PROC_OPEN_LOGICAL_CHANNEL_AND_SELECT_ISDR		
1	S_IPAd → eUICC	MTD_STORE_DATA(MTD_EUICC_PACKAGE_REQUEST_ENABLE(TEST_EIM_ID1, EID1, S_COUNTER_VALUE, S_EIM_TRANSACTION_ID, ICCID_OP_PROF1, NO_PARAM, S_EIM_SIGNATURE)	response EuiccPackageResult ::= euiccPackageResultSigned : { #ENABLE_RES_OK_2 } SW=0x91XX Verify the euiccSignEPR <EUICC_SIGN_EPR> using the #PK_EUICC_ECDSA
2	S_Device → eUICC	FETCH 'XX'	REFRESH Command ("UICC Reset")
3	Repeat IC1 and IC2		
4	S_IPAd → eUICC	MTD_STORE_DATA(MTD_GET_PROFILE_INFO(NO_PARAM, <ISD_P_AID1>))	response ProfileInfoListResponse::= profileInfoListOk : { #PROFILE_INFO1

			} SW=0x9000
5	S_Device → eUICC	[SELECT_ICCID]	SW=0x9000
6	S_Device → eUICC	[READ_BINARY] with <L>=0x0A	#ICCID_OP_PROF1 SW=0x9000

Test Sequence #03 Nominal Case: VOID

Test Sequence #04 Nominal Case: Enable Profile Device supports “eUICC Profile State Change”.

The purpose of this test is to verify that a Profile can be Enabled with REFRESH type “eUICC Profile State Change”.

Initial Conditions	
Entity	Description of the initial condition
eUICC	The PROFILE_OPERATIONAL1 is Disabled on the eUICC.
eUICC	The PROFILE_OPERATIONAL1 corresponds to <ISD_P_AID1>.

Step	Direction	Sequence / Description	Expected result
IC1		PROC_EUICC_INITIALIZATION_SEQUENCE_eUICCProfileStateChanged	
IC2		PROC_OPEN_LOGICAL_CHANNEL_AND_SELECT_ISDR	
1	S_IPAd → eUICC	MTD_STORE_DATA(MTD_EUICC_PACKAGE_REQUEST_ENABLE(TEST_EIM_ID1, EID1, S_COUNTER_VALUE, NO_PARAM, ICCID_OP_PROF1, NO_PARAM, S_EIM_SIGNATURE))	response EuiccPackageResult ::= euiccPackageResultSigned : { #ENABLE_RES_OK_1 } SW=0x91XX Verify the euiccSignEPR <EUICC_SIGN_EPR> using the #PK_EUICC_ECDSA
2	S_Device → eUICC	FETCH 'XX'	REFRESH Command ("eUICC Profile State change")
3	S_Device → eUICC	TERMINAL RESPONSE	SW=0x9000
4		Execute IC1 from step 2 to step 4	
5		Repeat IC2	
6	S_IPAd → eUICC	MTD_STORE_DATA(MTD_GET_PROFILE_INFO(response ProfileInfoListResponse ::= profileInfoListOk : {

		NO_PARAM, <ISD_P_AID1>))	#PROFILE_INFO1 } SW=0x9000
7	S_Device → eUICC	[SELECT_ICCID]	SW=0x9000
8	S_Device → eUICC	[READ_BINARY] with <L>=0x0A	#ICCID_OP_PROF1 SW=0x9000

4.2.31.2.2 TC_eUICC_ESep.Enable_ErrorCases

Test Sequence #01 Error: Command already processed

The purpose of this test is to verify that a Profile cannot be enabled because the command has been already processed.

Initial Conditions	
Entity	Description of the initial condition
eUICC	The PROFILE_OPERATIONAL1 is Disabled on the eUICC.
eUICC	The PROFILE_OPERATIONAL1 corresponds to <ISD_P_AID1>.
eUICC	S_eIM with #EIM_CONFIG_DATA1 is configured in the eUICC.

Step	Direction	Sequence / Description	Expected result
IC1		PROC_EUICC_INITIALIZATION_SEQUENCE	
IC2		PROC_OPEN_LOGICAL_CHANNEL_AND_SELECT_ISDR	
1	S_IPAd → eUICC	MTD_STORE_DATA(MTD_EUICC_PACKAGE_REQUEST_ENABLE(TEST_EIM_ID1,, EID1, S_COUNTER_VALUE, NO_PARAM, ICCID_OP_PROF1, NO_PARAM, S_EIM_SIGNATURE))	response EuiccPackageResult ::= euiccPackageResultSigned : { #ENABLE_RES_OK_1 } SW=0x91XX Verify the euiccSignEPR <EUICC_SIGN_EPR> using the #PK_EUICC_ECDSA
2	S_Device → eUICC	FETCH 'XX'	REFRESH Command ("UICC Reset")
3		Repeat IC1 and IC2	
4	S_Device → eUICC	[SELECT_ICCID]	SW=0x9000

5	S_Device → eUICC	[READ_BINARY] with <L>=0x0A	#ICCID_OP_PROF1 SW=0x9000
6	S_eIM → eUICC	Resend the same command as in step 1, so the counter is also the same.	response EuiccPackageResult ::= euiccPackageErrorDataSigned: { #PACKAGE_RES_ERROR_CODE_REPLACE_ERROR } SW=0x9000 Verify the euiccSignEPE <EUICC_SIGNATURE> using the #PK_EUICC_ECDSA

Test Sequence #02 Error: Target profile is not found

The purpose of this test is to verify that a Profile cannot be enabled because the target profile is not found.

Initial Conditions	
Entity	Description of the initial condition
eUICC	The PROFILE_OPERATIONAL1 is Disabled on the eUICC.
eUICC	The PROFILE_OPERATIONAL1 corresponds to <ISD_P_AID1>.
eUICC	The Operational Profile identified by the ICCID #ICCID_OP_PROFX is not loaded.

Step	Direction	Sequence / Description	Expected result
IC1		PROC_EUICC_INITIALIZATION_SEQUENCE	
IC2		PROC_OPEN_LOGICAL_CHANNEL_AND_SELECT_ISDR	
1	S_eIM → eUICC	MTD_STORE_DATA(MTD_EUICC_PACKAGE_REQUEST_ENABLE(TEST_EIM_ID1, EID1, S_COUNTER_VALUE, NO_PARAM, ICCID_OP_PROFX, NO_PARAM, S_EIM_SIGNATURE))	response EuiccPackageResult ::= euiccPackageResultSigned : { #ENABLE_RES_PROFILE_ICCID_NOT_FOUND } SW=0x9000 Verify the euiccSignEPR <EUICC_SIGN_EPR> using the #PK_EUICC_ECDSA
2	S_IPAd → eUICC	MTD_STORE_DATA(MTD_GET_PROFILE_INFO(NO_PARAM, <ISD_P_AID1>))	response ProfileInfoListResponse ::= profileInfoListOk : {

			<pre># PROFILE_INFO1_DISAB LED } SW=0x9000</pre>
--	--	--	--

Test Sequence #03 Error: Target profile is not in a Disable State

The purpose of this test is to verify that a Profile cannot be enabled because the target profile is not in a Disable State.

Initial Conditions	
Entity	Description of the initial condition
eUICC	The PROFILE_OPERATIONAL1 is Enabled on the eUICC.
eUICC	The PROFILE_OPERATIONAL1 corresponds to <ISD_P_AID1>.

Step	Direction	Sequence / Description	Expected result
IC1		PROC_EUICC_INITIALIZATION_SEQUENCE	
IC2		PROC_OPEN_LOGICAL_CHANNEL_AND_SELECT_ISDR	
1	S_eIM → eUICC	<pre>MTD_STORE_DATA(MTD_EUICC_PACKAGE_REQUEST_E NABLE(TEST_EIM_ID1, EID1, S_COUNTER_VALUE, NO_PARAM, ICCID_OP_PROF1, NO_PARAM, S_EIM_SIGNATURE))</pre>	<pre>response EuiccPackageResult ::= euiccPackageResultSigned : { # ENABLE_RES_PROFILE_NOT_IN _DISABLED_STATE } SW=0x9000 Verify the euiccSignEPR <EUICC_SIGN_EPR> using the #PK_EUICC_ECDSA</pre>
2	S_IPAd → eUICC	<pre>MTD_STORE_DATA(MTD_GET_PROFILE_INFO(NO_PARAM, <ISD_P_AID1>))</pre>	<pre>response ProfileInfoListResponse ::= profileInfoListOk : { # PROFILE_INFO1 } SW=0x9000</pre>

Test Sequence #04 Error: VOID

4.2.32 ESep (eIM -- eUICC): eUICC Package with single PSMO command: Disable

4.2.32.1 Conformance Requirements

References

GSMA RSP Technical Specification [4] and eSIM IoT Technical Specification [3]

- Section 2.11.1.1
- Section 2.11.1.1.3
- Section 2.11.2.1
- Section 5.13.2
- Section 3.3.1

4.2.32.2 Test Cases

4.2.32.2.1 TC_eUICC_ESep.Disable

General Initial Conditions	
Entity	Description of the general initial condition
eUICC	The PROFILE_OPERATIONAL1 has been installed on the eUICC.
eUICC	S_eIM with #EIM_CONFIG_DATA1 is configured in the eUICC.

Test Sequence #01 Nominal Case: Disable Profile No transaction Id

The purpose of this test is to verify that a Profile can be disabled when the transaction Id is not present in the request.

Initial Conditions	
Entity	Description of the initial condition
eUICC	The PROFILE_OPERATIONAL1 is Enabled on the eUICC.
eUICC	The PROFILE_OPERATIONAL1 corresponds to <ISD_P_AID1>.

Step	Direction	Sequence / Description	Expected result
IC1		PROC_EUICC_INITIALIZATION_SEQUENCE	
IC2		PROC_OPEN_LOGICAL_CHANNEL_AND_SELECT_ISDR	
1	S_eIM → eUICC	MTD_STORE_DATA(MTD_EUICC_PACKAGE_REQUEST_DI SABLE(response EuiccPackageResult ::= euiccPackageResultSigned : { #DISABLE_RES_OK_1

		<pre> TEST_EIM_ID1, EID1, S_COUNTER_VALUE, NO_PARAM, ICCID_OP_PROF1, S_EIM_SIGNATURE) </pre>	<pre> } SW=0x91XX Verify the euiccSignEPR <EUICC_SIGN_EPR> using the #PK_EUICC_ECDSA </pre>
2	S_Device → eUICC	FETCH 'XX'	REFRESH Command ("UICC Reset")
3	Repeat IC1 and IC2		
4	S_IPAd → eUICC	<pre> MTD_STORE_DATA(MTD_GET_PROFILE_INFO(NO_PARAM, <ISD_P_AID1>)) </pre>	<pre> response ProfileInfoListResponse ::= profileInfoListOk : { #PROFILE_INFO1_DISABLED } SW=0x9000 </pre>
5	S_Device → eUICC	[SELECT_ICCID]	SW=0x6A82

Test Sequence #02 Nominal Case: Disable Profile when the transaction Id is present

The purpose of this test is to verify that a Profile can be disabled when the transaction Id is present.

Initial Conditions	
Entity	Description of the initial condition
eUICC	The PROFILE_OPERATIONAL1 is Enabled on the eUICC.
eUICC	The PROFILE_OPERATIONAL1 corresponds to <ISD_P_AID1>.

Step	Direction	Sequence / Description	Expected result
IC1		PROC_EUICC_INITIALIZATION_SEQUENCE	
IC2		PROC_OPEN_LOGICAL_CHANNEL_AND_SELECT_ISDR	
1	S_eIM → eUICC	<pre> MTD_STORE_DATA(MTD_EUICC_PACKAGE_REQUEST_DISABLE(TEST_EIM_ID1, EID1, S_COUNTER_VALUE, S_EIM_TRANSACTION_ID, </pre>	<pre> response EuiccPackageResult ::= euiccPackageResultSigned : { #DISABLE_RES_OK_2 } SW=0x91XX </pre>

		<pre> ICCID_OP_PROF1, S_EIM_SIGNATURE)) </pre>	Verify the euiccSignEPR <EUICC_SIGN_EPR> using the #PK_EUICC_ECDSA
2	S_Device → eUICC	FETCH 'XX'	REFRESH Command ("UICC Reset")
3	Repeat IC1 and IC2		
4	S_IPAd → eUICC	<pre> MTD_STORE_DATA(MTD_GET_PROFILE_INFO(NO_PARAM, <ISD_P_AID1>)))) </pre>	<pre> response ProfileInfoListResponse ::= profileInfoListOk : { #PROFILE_INFO1_DISABLED } SW=0x9000 </pre>
5	S_Device → eUICC	[SELECT_ICCID]	SW=0x6A82

Test Sequence #03 Nominal Case: Disable Profile when Device supports "eUICC Profile State Change"

The purpose of this test is to verify that a Profile can be disabled with REFRESH type "eUICC Profile State Change"

Initial Conditions	
Entity	Description of the initial condition
eUICC	The PROFILE_OPERATIONAL1 is Enabled on the eUICC.
eUICC	The PROFILE_OPERATIONAL1 corresponds to <ISD_P_AID1>.

Step	Direction	Sequence / Description	Expected result
IC1		PROC_EUICC_INITIALIZATION_SEQUENCE_eUICCProfileStateChanged	
IC2		PROC_OPEN_LOGICAL_CHANNEL_AND_SELECT_ISDR	
1	S_eIM → eUICC	<pre> MTD_STORE_DATA(MTD_EUICC_PACKAGE_REQUEST_DISABLE (TEST_EIM_ID1, EID1, S_COUNTER_VALUE, S_EIM_TRANSACTION_ID, ICCID_OP_PROF1, S_EIM_SIGNATURE))) </pre>	<pre> response EuiccPackageResult ::= euiccPackageResultSigned : { #DISABLE_RES_OK_2 } SW=0x91XX Verify the euiccSignEPR <EUICC_SIGN_EPR> using the #PK_EUICC_ECDSA </pre>

2	S_Device → eUICC	FETCH 'XX'	REFRESH Command ("eUICC Profile State changed")
3	S_Device → eUICC	TERMINAL RESPONSE	SW=0x9000
4	Execute IC1 from step 2 to step 4		
5	Repeat IC2		
6	S_IPAd → eUICC	MTD_STORE_DATA(MTD_GET_PROFILE_INFO(NO_PARAM, <ISD_P_AID1>))	response ProfileInfoListResponse ::= profileInfoListOk : { #PROFILE_INFO1_ DISABLED } SW=0x9000
7	S_Device → eUICC	[SELECT_ICCID]	SW=0x6A82

4.2.32.2.2 TC_eUICC_ESep.Disable_ErrorCases

Test Sequence #01 Error: Command already processed

The purpose of this test is to verify that a Profile cannot be disabled because the command has been already processed.

Initial Conditions	
Entity	Description of the initial condition
eUICC	The PROFILE_OPERATIONAL1 is Enabled on the eUICC.

Step	Direction	Sequence / Description	Expected result
IC1		PROC_EUICC_INITIALIZATION_SEQUENCE	
IC2		PROC_OPEN_LOGICAL_CHANNEL_AND_SELECT_ISDR	
1	S_eIM → eUICC	MTD_STORE_DATA(MTD_EUICC_PACKAGE_REQUEST_DISABLE(TEST_EIM_ID1, EID1, S_COUNTER_VALUE, NO_PARAM, ICCID_OP_PROF1, S_EIM_SIGNATURE)	response EuiccPackageResult ::= euiccPackageResultSigned : { #DISABLE_RES_OK_1 } SW=0x91XX Verify the euiccSignEPR <EUICC_SIGN_EPR> using the #PK_EUICC_ECDSA

2	S_Device → eUICC	FETCH 'XX'	REFRESH Command ("UICC Reset")
3	Repeat IC1 and IC2		
4	S_Device → eUICC	[SELECT_ICCID]	SW=0x6A82
5	S_eIM → eUICC	Resend the same command as in step 1, so the counter is also the same.	response EuiccPackageResult ::= euiccPackageErrorDataSigned: { #PACKAGE_RES_ERROR_CODE _REPLAY_ERROR } SW=0x9000 Verify the euiccSignEPE <EUICC_SIGNATURE> using the #PK_EUICC_ECDSA

Test Sequence #02 Error: Target profile is not found

The purpose of this test is to verify that a Profile cannot be disabled because the target profile is not found.

Initial Conditions	
Entity	Description of the initial condition
eUICC	The PROFILE_OPERATIONAL1 is Enabled on the eUICC.
eUICC	The PROFILE_OPERATIONAL1 corresponds to <ISD_P_AID1>.
eUICC	The Operational Profile identified by the ICCID #ICCID_OP_PROFX is not loaded.

Step	Direction	Sequence / Description	Expected result
IC1	PROC_EUICC_INITIALIZATION_SEQUENCE		
IC2	PROC_OPEN_LOGICAL_CHANNEL_AND_SELECT_ISDR		
1	S_eIM → eUICC	MTD_STORE_DATA(MTD_EUICC_PACKAGE_REQUEST_DISABLE(TEST_EIM_ID1, EID1, S_COUNTER_VALUE, NO_PARAM, ICCID_OP_PROFX, S_EIM_SIGNATURE))	response EuiccPackageResult ::= euiccPackageResultSigned : { #DISABLE_RES_PROFILE_ICCID_NOT_FOUND } SW=0x9000 Verify the euiccSignEPR <EUICC_SIGN_EPR> using the #PK_EUICC_ECDSA

2	S_IPAd → eUICC	MTD_STORE_DATA(MTD_GET_PROFILE_INFO(NO_PARAM, <ISD_P_AID1>))	response ProfileInfoListResponse ::= profileInfoListOk : { #PROFILE_INFO1 } SW=0x9000
---	-------------------	---	--

Test Sequence #03 Error: Target profile is not in Enabled State

The purpose of this test is to verify that a Profile cannot be disabled because the target profile is not in Enabled State.

Initial Conditions	
Entity	Description of the initial condition
eUICC	The PROFILE_OPERATIONAL1 is Disabled on the eUICC.
eUICC	The PROFILE_OPERATIONAL1 corresponds to <ISD_P_AID1>.

Step	Direction	Sequence / Description	Expected result
IC1		PROC_EUICC_INITIALIZATION_SEQUENCE	
IC2		PROC_OPEN_LOGICAL_CHANNEL_AND_SELECT_ISDR	
1	S_eIM → eUICC	MTD_STORE_DATA(MTD_EUICC_PACKAGE_REQUEST _DISABLE(TEST_EIM_ID1, EID1, S_COUNTER_VALUE, NO_PARAM, ICCID_OP_PROF1, S_EIM_SIGNATURE)	response EuiccPackageResult ::= euiccPackageResultSigned : { #DISABLE_RES_PROFILE_NOT_I N_ENABLED_STATE } SW=0x9000 Verify the euiccSignEPR <EUICC_SIGN_EPR> using the #PK_EUICC_ECDSA
2	S_IPAd → eUICC	MTD_STORE_DATA(MTD_GET_PROFILE_INFO(NO_PARAM, <ISD_P_AID1>))	response ProfileInfoListResponse ::= profileInfoListOk : { #PROFILE_INFO1_DISA BLED } SW=0x9000

4.2.33 ESep (eIM -- eUICC): eUICC Package with single PSMO command: Delete

4.2.33.1 Conformance Requirements

References

GSMA RSP Technical Specification [4] and eSIM IoT Technical Specification [3]

- Section 2.11.1.1
- Section 2.11.1.1.3
- Section 2.11.2.1
- Section 3.3.1
- Section 5.13.3

4.2.33.2 Test Cases

4.2.33.2.1 TC_eUICC_ESep.Delete

General Initial Conditions	
Entity	Description of the general initial condition
eUICC	The PROFILE_OPERATIONAL1 has been installed on the eUICC.
eUICC	S_eIM with #EIM_CONFIG_DATA1 is configured in the eUICC.

Test Sequence #01 Nominal Case: Delete Profile No transaction Id.

The purpose of this test is to verify that a Profile can be deleted when the transaction Id is not present in the request.

Initial Conditions	
Entity	Description of the initial condition
eUICC	The PROFILE_OPERATIONAL1 is Disabled on the eUICC.
eUICC	The PROFILE_OPERATIONAL1 corresponds to <ISD_P_AID1>.

Step	Direction	Sequence / Description	Expected result
IC1		PROC_EUICC_INITIALIZATION_SEQUENCE	
IC2		PROC_OPEN_LOGICAL_CHANNEL_AND_SELECT_ISDR	
1	S_eIM → eUICC	MTD_STORE_DATA(MTD_EUICC_PACKAGE_REQUEST_DELETE (TEST_EIM_ID1, EID1, S_COUNTER_VALUE,	response EuiccPackageResult ::= euiccPackageResultSigned : { #DELETE_RES_OK_1

		<pre> NO_PARAM, ICCID_OP_PROF1, S_EIM_SIGNATURE) </pre>	<pre> } SW=0x9000 Verify the euiccSignEPR <EUICC_SIGN_EPR> using the #PK_EUICC_ECDSA </pre>
2	S_IPAd → eUICC	<pre> MTD_STORE_DATA(MTD_GET_PROFILE_INFO(NO_PARAM, <ISD_P_AID1>)) </pre>	<pre> response ProfileInfoListResponse ::= profileInfoListOk: { } SW=0x9000 </pre>

Test Sequence #02 Nominal Case: Delete Profile Transaction Id.

The purpose of this test is to verify that a Profile can be deleted when the transaction Id is present in the request.

Initial Conditions	
Entity	Description of the initial condition
eUICC	The PROFILE_OPERATIONAL1 is Disabled on the eUICC.
eUICC	The PROFILE_OPERATIONAL1 corresponds to <ISD_P_AID1>.

Step	Direction	Sequence / Description	Expected result
IC1		PROC_EUICC_INITIALIZATION_SEQUENCE	
IC2		PROC_OPEN_LOGICAL_CHANNEL_AND_SELECT_ISDR	
1	S_eIM → eUICC	<pre> MTD_STORE_DATA(MTD_EUICC_PACKAGE_REQUEST_DELETE (TEST_EIM_ID1, EID1, S_COUNTER_VALUE, S_EIM_TRANSACTION_ID, ICCID_OP_PROF1, S_EIM_SIGNATURE) </pre>	<pre> response EuiccPackageResult ::= euiccPackageResultSigned : { #DELETE_RES_OK_2 } SW=0x9000 Verify the euiccSignEPR <EUICC_SIGN_EPR> using the #PK_EUICC_ECDSA </pre>
2	S_IPAd → eUICC	<pre> MTD_STORE_DATA(MTD_GET_PROFILE_INFO(NO_PARAM, <ISD_P_AID1>)) </pre>	<pre> response ProfileInfoListResponse ::= profileInfoListOk: { } SW=0x9000 </pre>

4.2.33.2.2 TC_eUICC_ESep.Delete_ErrorCases

General Initial Conditions	
Entity	Description of the general initial condition
eUICC	The PROFILE_OPERATIONAL1 has been installed on the eUICC.
eUICC	The PROFILE_OPERATIONAL2 has been installed on the eUICC.
eUICC	S_eIM with #EIM_CONFIG_DATA1 is configured in the eUICC.

Test Sequence #01 Error: Target profile is not found

The purpose of this test is to verify that a Profile cannot be deleted because the target profile is not found.

Initial Conditions	
Entity	Description of the initial condition
eUICC	The Operational Profile identified by the ICCID #ICCID_OP_PROFX is not loaded.
eUICC	The PROFILE_OPERATIONAL1 is Disabled on the eUICC.
eUICC	The PROFILE_OPERATIONAL2 is Enabled on the eUICC.

Step	Direction	Sequence / Description	Expected result
IC1		PROC_EUICC_INITIALIZATION_SEQUENCE	
IC2		PROC_OPEN_LOGICAL_CHANNEL_AND_SELECT_ISDR	
1	S_eIM → eUICC	<pre> MTD_STORE_DATA(MTD_EUICC_PACKAGE_REQUEST_DELETE (TEST_EIM_ID1, EID1, S_COUNTER_VALUE, NO_PARAM, ICCID_OP_PROFX, S_EIM_SIGNATURE) </pre>	<pre> response EuiccPackageResult ::= euiccPackageResultSigned : { #DELETE_PROFILE_ICCID_NOT_FOUND } SW=0x9000 Verify the euiccSignEPR <EUICC_SIGN_EPR> using the #PK_EUICC_ECDSA </pre>
2	S_IPAd → eUICC	<pre> MTD_STORE_DATA(#GET_PROFILES_INFO_ALL) </pre>	<pre> response ProfileInfoListResponse ::= profileInfoListOk: { #PROFILE_INFO1_DISABLED, #PROFILE_INFO2_ENABLED } </pre>

4.2.34.1 Conformance Requirements

References

GSMA RSP Technical Specification [4] and eSIM IoT Technical Specification [3]

- Section 2.11.1.1
- Section 2.11.1.1.3
- Section 2.11.2.1
- Section 3.3.1
- Section 5.13.4

4.2.34.2 Test Cases

4.2.34.2.1 TC_eUICC_ESep.ListProfileInfo

General Initial Conditions	
Entity	Description of the general initial condition
eUICC	The PROFILE_OPERATIONAL1 has been installed on the eUICC.
eUICC	The PROFILE_OPERATIONAL2 has been installed on the eUICC.
eUICC	The PROFILE_OPERATIONAL3 has been installed on the eUICC.
eUICC	The PROFILE_OPERATIONAL1 is Enabled.
eUICC	#EIM_CONFIG_DATA1_WITH_CiPKId is configured in the eUICC, where the <EUICC_CI_PK_ID_TO_BE_USED> is set to a CI Key ID in highest priority in <EUICC_CI_PK_ID_LIST_FOR_SIGNING> of the #R_EUICC_INFO1.

Test Sequence #01 Nominal Case: Retrieve all Profiles with no searchCriteria

The purpose of this test is to verify the ListProfileInfo function when the searchCriteria is not present.

Step	Direction	Sequence / Description	Expected result
IC1		PROC_EUICC_INITIALIZATION_SEQUENCE	
IC2		PROC_OPEN_LOGICAL_CHANNEL_AND_SELECT_ISDR	
1	S_IPAd → eUICC	MTD_STORE_DATA(MTD_EUICC_PACKAGE_REQUEST_ LIST_PRO_FILE_INFO (TEST_EIM_ID1, EID1, S_COUNTER_VALUE, NO_PARAM, NO_PARAM, NO_PARAM,	response EuiccPackageResult ::= euiccPackageResultSigned : { euiccPackageResultDataSigned { eimId paramEIMId, counterValue paramCounterValue, seqNumber SEQ_NUMBER, euiccResult { listProfileInfoResult : profileInfoListOk : } }

		<pre> NO_PARAM, S_EIM_SIGNATURE) </pre>	<pre> #PROFILE_INFO1_LISTPROFILE, #PROFILE_INFO2_LISTPROFILE, #PROFILE_INFO3_LISTPROFILE } } }, euiccSignEPR EUICC_SIGN_EPR } SW = 0x9000 Verify the euiccSignEPR <EUICC_SIGN_EPR> using the #PK_EUICC_ECDSA </pre>
--	--	--	--

Test Sequence #02 Nominal Case: Retrieve Profile by AID

The purpose of this test is to verify the ListProfileInfo function when the AID criteria is provided.

Step	Direction	Sequence / Description	Expected result
IC1		PROC_EUICC_INITIALIZATION_SEQUENCE	
IC2		PROC_OPEN_LOGICAL_CHANNEL_AND_SELECT_ISDR	
1	S_IPAd → eUICC	<pre> MTD_STORE_DATA(MTD_EUICC_PACKAGE_REQUEST_ LIST_PRO_FILE_INFO (TEST_EIM_ID1, EID1, S_COUNTER_VALUE, NO_PARAM, ISD_P_AID1, NO_PARAM, NO_PARAM, S_EIM_SIGNATURE) </pre>	<pre> response EuiccPackageResult ::= euiccPackageResultSigned : { euiccPackageResultDataSigned { eimId paramEIMId, counterValue paramCounterValue, seqNumber SEQ_NUMBER, euiccResult { listProfileInfoResult : profileInfoListOk : { #PROFILE_INFO1_LISTPROFILE } } }, euiccSignEPR EUICC_SIGN_EPR } SW = 0x9000 Verify the euiccSignEPR <EUICC_SIGN_EPR> using the #PK_EUICC_ECDSA </pre>

Test Sequence #03 Nominal Case: Retrieve Profile by Iccid

The purpose of this test is to verify the ListProfileInfo function when the IccID criteria is provided

Step	Direction	Sequence / Description	Expected result
IC1		PROC_EUICC_INITIALIZATION_SEQUENCE	
IC2		PROC_OPEN_LOGICAL_CHANNEL_AND_SELECT_ISDR	
1	S_IPAd → eUICC	<pre> MTD_STORE_DATA(MTD_EUICC_PACKAGE_REQUEST_ LIST_PRO_FILE_INFO (TEST_EIM_ID1, EID1, S_COUNTER_VALUE, ICCID_OP_PROF2, NO_PARAM, NO_PARAM, NO_PARAM, S_EIM_SIGNATURE) </pre>	<pre> response EuiccPackageResult ::= euiccPackageResultSigned : { euiccPackageResultDataSigned { eimId paramEIMId, counterValue paramCounterValue, seqNumber SEQ_NUMBER, euiccResult { listProfileInfoResult : profileInfoListOk : { #PROFILE_INFO2_LISTPROFILE } } }, euiccSignEPR EUICC_SIGN_EPR } SW = 0x9000 Verify the euiccSignEPR <EUICC_SIGN_EPR> using the #PK_EUICC_ECDSA </pre>

Test Sequence #04 Nominal Case: Retrieve Profiles by profileClass

The purpose of this test is to verify the ListProfileInfo function when the profileClass criteria is provided

Step	Direction	Sequence / Description	Expected result
IC1		PROC_EUICC_INITIALIZATION_SEQUENCE	
IC2		PROC_OPEN_LOGICAL_CHANNEL_AND_SELECT_ISDR	
1	S_IPAd → eUICC	<pre> MTD_STORE_DATA(MTD_EUICC_PACKAGE_REQUEST_ _LIST_PRO_FILE_INFO (TEST_EIM_ID1, EID1, S_COUNTER_VALUE, NO_PARAM, </pre>	<pre> response EuiccPackageResult ::= euiccPackageResultSigned : { euiccPackageResultDataSigned { eimId paramEIMId, counterValue paramCounterValue, seqNumber SEQ_NUMBER, euiccResult { </pre>

		<pre> NO_PARAM, operational, NO_PARAM, S_EIM_SIGNATURE) </pre>	<pre> listProfileInfoResult : profileInfoListOk : { #PROFILE_INFO1_LISTPROFILE, #PROFILE_INFO2_LISTPROFILE, #PROFILE_INFO3_LISTPROFILE } } }, euiccSignEPR EUICC_SIGN_EPR } SW = 0x9000 Verify the euiccSignEPR <EUICC_SIGN_EPR> using the #PK_EUICC_ECDSA </pre>
--	--	---	--

Test Sequence #05 Nominal Case: Retrieve Profiles with tagList

The purpose of this test is to verify the ListProfileInfo function when the tagList criteria is provided

Step	Direction	Sequence / Description	Expected result
IC1		PROC_EUICC_INITIALIZATION_SEQUENCE	
IC2		PROC_OPEN_LOGICAL_CHANNEL_AND_SELECT_ISDR	
1	S_IPAd → eUICC	<pre> MTD_STORE_DATA(MTD_EUICC_PACKAGE_REQUEST_LIS T_PRO_FILE_INFO (TEST_EIM_ID1, EID1, S_COUNTER_VALUE, NO_PARAM, NO_PARAM, NO_PARAM, TAGS_AID_PROFILENAME, S_EIM_SIGNATURE)) </pre>	<pre> response EuiccPackageResult ::= euiccPackageResultSigned : { euiccPackageResultDataSigned { eimId paramEIMId, counterValue paramCounterValue, seqNumber SEQ_NUMBER, euiccResult { #PROFILE_INFO_TAG_LIST }, euiccSignEPR EUICC_SIGN_EPR } } SW = 0x9000 Verify the euiccSignEPR <EUICC_SIGN_EPR> using the #PK_EUICC_ECDSA </pre>

4.2.34.2.2 TC_eUICC_ESep.ListProfileInfo_ErrorCases

General Initial Conditions	
Entity	Description of the general initial condition
eUICC	The PROFILE_OPERATIONAL1 has been installed on the eUICC.
eUICC	The PROFILE_OPERATIONAL2 has been installed on the eUICC.
eUICC	The PROFILE_OPERATIONAL1 is Enabled.
eUICC	#EIM_CONFIG_DATA1_WITH_CiPKId is configured in the eUICC, where the <EUICC_CI_PK_ID_TO_BE_USED> is set to a CI Key ID in highest priority in <EUICC_CI_PK_ID_LIST_FOR_SIGNING> of the #R_EUICC_INFO1.

Test Sequence #01 Error: VOID

Test Sequence #02 Error: Profile Change Ongoing

The purpose of this test is to verify that a listProfileInfo function SHALL NOT occur after an enable command in an eUICC Package.

Step	Direction	Sequence / Description	Expected result
IC1		PROC_EUICC_INITIALIZATION_SEQUENCE	
IC2		PROC_OPEN_LOGICAL_CHANNEL_AND_SELECT_ISDR	
1	S_IPAd → eUICC	<pre> MTD_STORE_DATA(MTD_LIST_PROFILE_INFO CHANGE_ONGOING_ERROR (TEST_EIM_ID1, EID1, S_COUNTER_VALUE, S_EIM_SIGNATURE)) </pre>	<pre> response EuiccPackageResult ::= euiccPackageResultSigned : { euiccPackageResultDataSigned { eimId paramEIMId, counterValue paramCounterValue, seqNumber SEQ_NUMBER, euiccResult { enableResult : 0, listProfileInfoResult : profileInfoListError : 11 } }, euiccSignEPR EUICC_SIGN_EPR } SW = 0x91XX Verify the euiccSignEPR <EUICC_SIGN_EPR> using the #PK_EUICC_ECDSA </pre>

2	S_Device → eUICC	FETCH 'XX'	REFRESH Command ("UICC Reset")
3	Repeat IC1 and IC2		
4	S_Device → eUICC	[SELECT_ICCID]	SW=0x9000
5	S_Device → eUICC	[READ_BINARY] with <L>=0x0A	#ICCID_OP_PROF2 SW=0x9000

4.2.35 ESep (eIM -- eUICC): eUICC Package with single PSMO command: GetRat

This function allows the eIM to retrieve the Rules Authorisation Table (RAT) from the eUICC.

4.2.35.1 Conformance Requirements

References

GSMA RSP Technical Specification [4] and eSIM IoT Technical Specification [3]

- Section 2.11.1.1
- Section 2.11.1.1.3
- Section 2.11.2.1
- Section 3.3.1
- Section 5.13.5

4.2.35.2 Test Cases

4.2.35.2.1 TC_eUICC_ESep.GetRat

Test Sequence #01 Nominal Case

Initial Conditions	
Entity	Description of the initial condition
eUICC	The EUM has configured the eUICC's RAT as defined in section G.1.4.
eUICC	#EIM_CONFIG_DATA1_WITH_CiPKId is configured in the eUICC, where the <EUICC_CI_PK_ID_TO_BE_USED> is set to a CI Key ID in highest priority in <EUICC_CI_PK_ID_LIST_FOR_SIGNING> of the #R_EUICC_INFO1.

Step	Direction	Sequence / Description	Expected result
IC1		PROC_EUICC_INITIALIZATION_SEQUENCE	

IC2	PROC_OPEN_LOGICAL_CHANNEL_AND_SELECT_ISDR		
1	S_IPAd → eUICC	<pre> MTD_STORE_DATA(MTD_EUICC_PACKAGE_GET_RAT (#TEST_EIM_ID1, EID1, S_COUNTER_VALUE, S_EIM_SIGNATURE)) </pre>	<pre> response EuiccPackageResult ::= euiccPackageResultSigned : { euiccPackageResultDataSigned { eimId #TEST_EIM_ID1, counterValue S_COUNTER_VALUE, seqNumber SEQ_NUMBER, euiccResult { getRATResult : { #PPRS_ALLOWED } } }, euiccSignEPR EUICC_SIGN_EPR } SW = 0x9000 Verify the euiccSignEPR <EUICC_SIGN_EPR> using the #PK_EUICC_ECDSA </pre>

4.2.36 ESep (eIM -- eUICC): eUICC Package with single eCO command: AddEim

This function adds an Associated eIM to the eUICC by providing its eIM Configuration Data including the eimID to the eUICC.

4.2.36.1 Conformance Requirements

References

GSMA RSP Technical Specification [4] and eSIM IoT Technical Specification [3]

4.2.36.2 Test Cases

4.2.36.2.1 TC_eUICC_ESep.AddEim

General Initial Conditions	
Entity	Description of the general initial condition
eUICC	S_eIM with #EIM_CONFIG_DATA1_WITH_CiPKId is configured in the eUICC, where the <EUICC_CI_PK_ID_TO_BE_USED> is set to a CI Key ID in highest priority in <EUICC_CI_PK_ID_LIST_FOR_SIGNING> of the #R_EUICC_INFO1.

Test Sequence #01 Nominal Case: AddEim no eimTransactionId

Step	Direction	Sequence / Description	Expected result
IC1		PROC_EUICC_INITIALIZATION_SEQUENCE	
IC2		PROC_OPEN_LOGICAL_CHANNEL_AND_SELECT_ISDR	
1	S_IPAd → eUICC	<pre> MTD_STORE_DATA(MTD_EUICC_PACKAGE_REQUEST _ADD_EIM(TEST_EIM_ID1, EID1, S_COUNTER_VALUE, NO_PARAM, EIM_CONFIG_DATA2, S_EIM_SIGNATURE)) </pre>	<pre> response EuiccPackageResult ::= euiccPackage ResultSigned : { #ADD_EIM_RES_OK_1 } SW=0x9000 Verify the euiccSignEPR <EUICC_SIGN_EPR> using the #PK_EUICC_ECDSA </pre>

Test Sequence #02 Nominal Case: AddEim with eimTransactionId

Step	Direction	Sequence / Description	Expected result
IC1		PROC_EUICC_INITIALIZATION_SEQUENCE	
IC2		PROC_OPEN_LOGICAL_CHANNEL_AND_SELECT_ISDR	
1	S_IPAd → eUICC	<pre> MTD_STORE_DATA(MTD_EUICC_PACKAGE_REQUEST _ADD_EIM(TEST_EIM_ID1, EID1, S_COUNTER_VALUE, S_EIM_TRANSACTION_ID, EIM_CONFIG_DATA2, S_EIM_SIGNATURE)) </pre>	<pre> response EuiccPackageResult ::= euiccPackage ResultSigned : { #ADD_EIM_RES_OK_2 } SW=0x9000 Verify the euiccSignEPR <EUICC_SIGN_EP R> using the #PK_EUICC_ECDSA </pre>

4.2.36.2.2 TC_eUICC_ESep.AddEim_ErrorCases

General Initial Conditions	
Entity	Description of the general initial condition
eUICC	S_eIM with #EIM_CONFIG_WITH_CiPKId is configured in the eUICC, where the <EUICC_CI_PK_ID_TO_BE_USED> is set to a CI Key ID in highest priority in <EUICC_CI_PK_ID_LIST_FOR_SIGNING> of the #R_EUICC_INFO1.

Test Sequence #01 Error: Insufficient Memory

The test sequence of this error is not defined for this version of the specification.

Test Sequence #02 Error: CI PK Unknown

Step	Direction	Sequence / Description	Expected result
IC1		PROC_EUICC_INITIALIZATION_SEQUENCE	
IC2		PROC_OPEN_LOGICAL_CHANNEL_AND_SELECT_ISDR	
1	S_IPAd → eUICC	<pre> MTD_STORE_DATA_SCRIPT(MTD_EUICC_PACKAGE_REQUEST_ADD_EIM(TEST_EIM_ID1, EID1, S_COUNTER_VALUE, NO_PARAM, EIM_CONFIG_DATA2_ADD_UNKN OWN_EUICC_CI_PKID, S_EIM_SIGNATURE))</pre>	<pre> response EuiccPackageResult ::= euiccPackage ResultSigned : { #ADD_EIM_RES_ERR_CI_PK_UNKNOWN } SW=0x9000 Verify the euiccSignEPR <EUICC_SIGN_EPR> using the #PK_EUICC_ECDSA</pre>

Test Sequence #03 Error: invalid Association Token

The test sequence of this error is not defined for this version of the specification.

Test Sequence #04 Error: VOID

Test Sequence #05 Error: no eimld is provided

Step	Direction	Sequence / Description	Expected result
IC1		PROC_EUICC_INITIALIZATION_SEQUENCE	
IC2		PROC_OPEN_LOGICAL_CHANNEL_AND_SELECT_ISDR	
1	S_IPAd → eUICC	<pre> MTD_STORE_DATA(MTD_EUICC_PACKAGE_REQUEST_ADD_EIM(TEST_EIM_ID1, EID1, S_COUNTER_VALUE, NO_PARAM, EIM_CONFIG_DATA_NO_EIM_ID, S_EIM_SIGNATURE))</pre>	<pre> response EuiccPackageResult ::= euiccPackage ResultSigned : { #ADD_EIM_RES_ERR_COMMAND_ERROR } SW=0x9000 Verify the euiccSignEPR <EUICC_SIGN_EPR> using the #PK_EUICC_ECDSA</pre>

Test Sequence #06 Error: eimld exceeds the limit

Step	Direction	Sequence / Description	Expected result
IC1		PROC_EUICC_INITIALIZATION_SEQUENCE	
IC2		PROC_OPEN_LOGICAL_CHANNEL_AND_SELECT_ISDR	
1	S_IPAd → eUICC	<pre> MTD_STORE_DATA(MTD_EUICC_PACKAGE_REQUEST _ADD_EIM(TEST_EIM_ID1, EID1, S_COUNTER_VALUE, NO_PARAM, EIM_CONFIG_DATA2_EIM_ID_129 _CHARACTERS, S_EIM_SIGNATURE)) </pre>	<pre> response EuiccPackageResult ::= euiccPackage ResultSigned : { #ADD_EIM_RES_ERR_COMMAND_ERROR } </pre> <p>SW=0x9000</p> <p>Verify the euiccSignEPR <EUICC_SIGN_EPR> using the #PK_EUICC_ECDSA</p>

Test Sequence #07 Error: eimld already presents

Step	Direction	Sequence / Description	Expected result
IC1		PROC_EUICC_INITIALIZATION_SEQUENCE	
IC2		PROC_OPEN_LOGICAL_CHANNEL_AND_SELECT_ISDR	
1	S_IPAd → eUICC	<pre> MTD_STORE_DATA(MTD_EUICC_PACKAGE_REQUEST _ADD_EIM(TEST_EIM_ID1, EID1, S_COUNTER_VALUE, NO_PARAM, EIM_CONFIG_DATA1, S_EIM_SIGNATURE)) </pre>	<pre> response EuiccPackageResult ::= euiccPackage ResultSigned : { #ADD_EIM_RES_ASSOCIATED_EIM_ALREADY_EXISTS } </pre> <p>SW=0x9000</p> <p>Verify the euiccSignEPR <EUICC_SIGN_EPR> using the #PK_EUICC_ECDSA</p>

4.2.37 ESeP (eIM -- eUICC): eUICC Package with single eCO command: UpdateEim

This function updates eIM Configuration Data, i.e., the public key or Certificate and the related anti-replay counter value of an Associated eIM with a given eimID within the eUICC while keeping the same eimID.

4.2.37.1 Conformance Requirements

References

GSMA RSP Technical Specification [4] and eSIM IoT Technical Specification [3]

4.2.37.2 Test Cases

4.2.37.2.1 TC_eUICC_ESep.UpdateEIM

General Initial Conditions	
Entity	Description of the general initial condition
eUICC	S_eIM with #EIM_CONFIG_DATA1_WITH_CiPKId is configured in the eUICC, where the <EUICC_CI_PK_ID_TO_BE_USED> is set to a CI Key ID in highest priority in <EUICC_CI_PK_ID_LIST_FOR_SIGNING> of the #R_EUICC_INFO1.

Test Sequence #01 Nominal Case: UpdateEim no eimTransactionId

Step	Direction	Sequence / Description	Expected result
IC1		PROC_EUICC_INITIALIZATION_SEQUENCE	
IC2		PROC_OPEN_LOGICAL_CHANNEL_AND_SELECT_ISDR	

1	S_IPAd → eUICC	<pre> MTD_STORE_DATA(MTD_EUICC_PACKAGE_REQUEST _UPDATE_EIM(TEST_EIM_ID1, EID1, S_COUNTER_VALUE, NO_PARAM, EIM_CONFIG_DATA1_UPDATE_C OUNTER, S_EIM_SIGNATURE)) </pre>	<pre> response EuiccPackageResult ::= euiccPackage ResultSigned : { #UPDATE_EIM_RES_OK_1 } SW=0x9000 Verify the euiccSignEPR <EUICC_SIGN_EPR> using the #PK_EUICC_ECDSA </pre>
---	-------------------	--	--

Test Sequence #02 Nominal Case: UpdateEim with eimTransactionId

Step	Direction	Sequence / Description	Expected result
IC1		PROC_EUICC_INITIALIZATION_SEQUENCE	
IC2		PROC_OPEN_LOGICAL_CHANNEL_AND_SELECT_ISDR	
1	S_IPAd → eUICC	<pre> MTD_STORE_DATA(MTD_EUICC_PACKAGE_REQUEST _UPDATE_EIM(TEST_EIM_ID1, EID1, S_COUNTER_VALUE, S_EIM_TRANSACTION_ID, EIM_CONFIG_DATA1_UPDATE_C OUNTER, S_EIM_SIGNATURE)) </pre>	<pre> response EuiccPackageResult ::= euiccPackage ResultSigned : { #UPDATE_EIM_RES_OK_2 } SW=0x9000 Verify the euiccSignEPR <EUICC_SIGN_EPR> using the #PK_EUICC_ECDSA </pre>

4.2.37.2.2 TC_eUICC_ESep.UpdateEim_ErrorCases

General Initial Conditions	
Entity	Description of the general initial condition
eUICC	S_eIM with #EIM_CONFIG_DATA1 WITH_CiPKId is configured in the eUICC, where the <EUICC_CI_PK_ID_TO_BE_USED> is set to a CI Key ID in highest priority in <EUICC_CI_PK_ID_LIST_FOR_SIGNING> of the #R_EUICC_INFO1.

Test Sequence #01 Error: EIM not Found

Step	Direction	Sequence / Description	Expected result
IC1		PROC_EUICC_INITIALIZATION_SEQUENCE	
IC2		PROC_OPEN_LOGICAL_CHANNEL_AND_SELECT_ISDR	
1	S_IPAd → eUICC	<pre> MTD_STORE_DATA(MTD_EUICC_PACKAGE_REQUEST _UPDATE_EIM(TEST_EIM_ID1, EID1, S_COUNTER_VALUE, NO_PARAM, EIM_CONFIG_DATA2_UPDATE_C OUNTER, S_EIM_SIGNATURE)) </pre>	<pre> response EuiccPackageResult ::= euiccPackage ResultSigned : { #UPDATE_EIM_RES_ERR_EIM_NOT_FOUND } </pre> <p>SW=0x9000</p> <p>Verify the euiccSignEPR <EUICC_SIGN_EPR> using the #PK_EUICC_ECDSA</p>

Test Sequence #02 Error: CI PK Unknown

Step	Direction	Sequence / Description	Expected result
IC1		PROC_EUICC_INITIALIZATION_SEQUENCE	
IC2		PROC_OPEN_LOGICAL_CHANNEL_AND_SELECT_ISDR	
1	S_IPAd → eUICC	<pre> MTD_STORE_DATA(MTD_EUICC_PACKAGE_REQUEST _UPDATE_EIM(TEST_EIM_ID1, EID1, S_COUNTER_VALUE, NO_PARAM, EIM_CONFIG_DATA1_UPDATE_U NKNOWN_EUICC_CI_PKID, S_EIM_SIGNATURE)) </pre>	<pre> response EuiccPackageResult ::= euiccPackage ResultSigned : { #UPDATE_EIM_RES_ERR_UNKNOWN_EUIC C_CI_PKID } </pre> <p>SW=0x9000</p> <p>Verify the euiccSignEPR <EUICC_SIGN_EPR> using the #PK_EUICC_ECDSA</p>

Test Sequence #03 Error: VOID

Test Sequence #04 Error: Lowering Counter Value

Step	Direction	Sequence / Description	Expected result
IC1		PROC_EUICC_INITIALIZATION_SEQUENCE	
IC2		PROC_OPEN_LOGICAL_CHANNEL_AND_SELECT_ISDR	

1	S_IPAd → eUICC	<pre> MTD_STORE_DATA(MTD_EUICC_PACKAGE_REQUEST _UPDATE_EIM(TEST_EIM_ID1, EID1, S_COUNTER_VALUE, NO_PARAM, EIM_CONFIG_DATA1_UPDATE_LO WER_COUNTER, S_EIM_SIGNATURE)) </pre>	<pre> response EuiccPackageResult ::= euiccPackage ResultSigned : { #UPDATE_EIM_RES_ERR_COMMAND_ERRO R } SW=0x9000 Verify the euiccSignEPR <EUICC_SIGN_EPR> using the #PK_EUICC_ECDSA </pre>
---	-------------------	--	--

4.2.38 ESep (eIM -- eUICC): eUICC Package with single eCO command: DeleteEim

This function deletes an Associated eIM identified by its eimID from the eUICC. If the successfully deleted Associated eIM was the last available Associated eIM, the eUICC SHALL allow ES10b.AddInitialEim again.

4.2.38.1 Conformance Requirements

References

GSMA RSP Technical Specification [4] and eSIM IoT Technical Specification [3]

4.2.38.2 Test Cases

4.2.38.2.1 TC_eUICC_ESep.DeleteEim

General Initial Conditions	
Entity	Description of the general initial condition
eUICC	<p>S_eIM with #EIM_CONFIG_DATA1_WITH_CiPKId is configured in the eUICC, where the <EUICC_CI_PK_ID_TO_BE_USED> is set to a CI Key ID in highest priority in <EUICC_CI_PK_ID_LIST_FOR_SIGNING> of the #R_EUICC_INFO1..</p> <p>#EIM_CONFIG_DATA2_WITH_CiPKId is configured in the eUICC, where the <EUICC_CI_PK_ID_TO_BE_USED> is set to a CI Key ID in highest priority in <EUICC_CI_PK_ID_LIST_FOR_SIGNING> of the #R_EUICC_INFO1.</p>

Test Sequence #01 Nominal Case: DeleteEim no eimTransactionId

Step	Direction	Sequence / Description	Expected result
IC1		PROC_EUICC_INITIALIZATION_SEQUENCE	
IC2		PROC_OPEN_LOGICAL_CHANNEL_AND_SELECT_ISDR	

1	S_IPAd → eUICC	<pre> MTD_STORE_DATA(MTD_EUICC_PACKAGE_REQUEST _DELETE_EIM(TEST_EIM_ID1, EID1, S_COUNTER_VALUE, NO_PARAM, TEST_EIM_ID2, S_EIM_SIGNATURE)) </pre>	<pre> response EuiccPackageResult ::= euiccPackage ResultSigned : { #DELETE_EIM_RES_OK_1 } SW=0x9000 Verify the euiccSignEPR <EUICC_SIGN_EPR> using the #PK_EUICC_ECDSA </pre>
---	-------------------	--	--

Test Sequence #02 Nominal Case: DeleteEim with eimTransactionId

Step	Direction	Sequence / Description	Expected result
IC1		PROC_EUICC_INITIALIZATION_SEQUENCE	
IC2		PROC_OPEN_LOGICAL_CHANNEL_AND_SELECT_ISDR	
1	S_IPAd → eUICC	<pre> MTD_STORE_DATA(MTD_EUICC_PACKAGE_REQUEST _DELETE_EIM(TEST_EIM_ID1, EID1, S_COUNTER_VALUE, S_EIM_TRANSACTION_ID, TEST_EIM_ID2, S_EIM_SIGNATURE)) </pre>	<pre> response EuiccPackageResult ::= euiccPackage ResultSigned : { #DELETE_EIM_RES_OK_2 } SW=0x9000 Verify the euiccSignEPR <EUICC_SIGN_EPR> using the #PK_EUICC_ECDSA </pre>

4.2.38.2.2 TC_eUICC_ESep.DeleteEim_ErrorCases

General Initial Conditions	
Entity	Description of the general initial condition
eUICC	S_eIM with #EIM_CONFIG_DATA1_WITH_CiPKId is configured in the eUICC, where the <EUICC_CI_PK_ID_TO_BE_USED> is set to a CI Key ID in highest priority in <EUICC_CI_PK_ID_LIST_FOR_SIGNING> of the #R_EUICC_INFO1..

Test Sequence #01 Error: EIM Not Found

Step	Direction	Sequence / Description	Expected result
IC1		PROC_EUICC_INITIALIZATION_SEQUENCE	
IC2		PROC_OPEN_LOGICAL_CHANNEL_AND_SELECT_ISDR	

1	S_IPAd → eUICC	<pre> MTD_STORE_DATA(MTD_EUICC_PACKAGE_REQUEST _DELETE_EIM(TEST_EIM_ID1, EID1, S_COUNTER_VALUE, NO_PARAM, TEST_EIM_ID2, S_EIM_SIGNATURE)) </pre>	<pre> response EuiccPackageResult ::= euiccPackage ResultSigned : { #DELETE_EIM_RES_ERR_EIM_NOT_FOUND } SW=0x9000 Verify the euiccSignEPR <EUICC_SIGN_EPR> using the #PK_EUICC_ECDSA </pre>
---	-------------------	--	---

Test Sequence #02 Error: Last EIM Deleted

Step	Direction	Sequence / Description	Expected result
IC1		PROC_EUICC_INITIALIZATION_SEQUENCE	
IC2		PROC_OPEN_LOGICAL_CHANNEL_AND_SELECT_ISDR	
1	S_IPAd → eUICC	<pre> MTD_STORE_DATA(MTD_EUICC_PACKAGE_REQUEST _DELETE_EIM(TEST_EIM_ID1, EID1, S_COUNTER_VALUE, NO_PARAM, TEST_EIM_ID1, S_EIM_SIGNATURE)) </pre>	<pre> response EuiccPackageResult ::= euiccPackage ResultSigned : { #DELETE_EIM_RES_ERR_LAST_EIM_DELET ED } SW=0x9000 Verify the euiccSignEPR <EUICC_SIGN_EPR> using the #PK_EUICC_ECDSA </pre>

Test Sequence #03 Error: target eimId is not provided

Step	Direction	Sequence / Description	Expected result
IC1		PROC_EUICC_INITIALIZATION_SEQUENCE	
IC2		PROC_OPEN_LOGICAL_CHANNEL_AND_SELECT_ISDR	

1	S_IPAd → eUICC	<pre> MTD_STORE_DATA(MTD_EUICC_PACKAGE_REQUEST _DELETE_EIM(TEST_EIM_ID1, EID1, S_COUNTER_VALUE, NO_PARAM, NO_PARAM, S_EIM_SIGNATURE)) </pre>	<pre> response EuiccPackageResult ::= euiccPackage ResultSigned : { #DELETE_EIM_RES_ERR_COMMAND_ERRO R } SW=0x9000 Verify the euiccSignEPR <EUICC_SIGN_EPR> using the #PK_EUICC_ECDSA </pre>
---	-------------------	--	--

4.2.39 ESep (eIM -- eUICC): eUICC Package with single eCO command: ListEim

This function requests the eUICC to provide a list of all currently configured Associated eIMs to the eIM.

4.2.39.1 Conformance Requirements

References

GSMA RSP Technical Specification [4] and eSIM IoT Technical Specification [3]

4.2.39.2 Test Cases

4.2.39.2.1 TC_eUICC_ESep.ListEim

General Initial Conditions	
Entity	Description of the general initial condition
eUICC	<p>S_eIM with #EIM_CONFIG_DATA1_WITH_CiPKId is configured in the eUICC, where the <EUICC_CI_PK_ID_TO_BE_USED> is set to a CI Key ID in highest priority in <EUICC_CI_PK_ID_LIST_FOR_SIGNING> of the #R_EUICC_INFO1.</p> <p>#EIM_CONFIG_DATA2_WITH_CiPKId is configured in the eUICC, where the <EUICC_CI_PK_ID_TO_BE_USED> is set to a CI Key ID in highest priority in <EUICC_CI_PK_ID_LIST_FOR_SIGNING> of the #R_EUICC_INFO1.</p>

Test Sequence #01 Nominal Case: ListEim no eimTransactionId

Step	Direction	Sequence / Description	Expected result
IC1		PROC_EUICC_INITIALIZATION_SEQUENCE	
IC2		PROC_OPEN_LOGICAL_CHANNEL_AND_SELECT_ISDR	
1	S_IPAd → eUICC	<pre> MTD_STORE_DATA(MTD_EUICC_PACKAGE_REQUEST _LIST_EIM(</pre>	<pre> response EuiccPackageResult ::= euiccPackage ResultSigned : { #LIST_EIM_RES_OK_1 </pre>

		TEST_EIM_ID1, EID1, S_COUNTER_VALUE, NO_PARAM, S_EIM_SIGNATURE))	} SW=0x9000 Verify the euiccSignEPR <EUICC_SIGN_EPR> using the #PK_EUICC_ECDSA
--	--	--	---

Test Sequence #02 Nominal Case: ListEim with eimTransactionId

Step	Direction	Sequence / Description	Expected result
IC1		PROC_EUICC_INITIALIZATION_SEQUENCE	
IC2		PROC_OPEN_LOGICAL_CHANNEL_AND_SELECT_ISDR	
1	S_IPAd → eUICC	MTD_STORE_DATA(MTD_EUICC_PACKAGE_REQUEST _LIST_EIM(TEST_EIM_ID1, EID1, S_COUNTER_VALUE, S_EIM_TRANSACTION_ID, S_EIM_SIGNATURE))	response EuiccPackageResult ::= euiccPackage ResultSigned : { #LIST_EIM_RES_OK_2 } SW=0x9000 Verify the euiccSignEPR <EUICC_SIGN_EPR> using the #PK_EUICC_ECDSA

4.2.39.2.2 TC_eUICC_ESep.ListEim_ErrorCases

Test Sequence #01 Error: Command Error

The test sequence of this error is not defined in this version of the specification.

4.3 IP Ae Interfaces

4.3.1 ES9+ (IP Ae -- SM-DP+): InitiateAuthentication

ES9+ interface between the IP Ae and SM-DP+ is identical to the LPA d and SM-DP+.

4.3.1.1 Conformance Requirements

References

GSMA RSP Technical Specification [4] and eSIM IoT Technical Specification [3]

4.3.1.2 Test Cases

4.3.1.2.1 TC_LPAe_InitiateAuthentication_Nominal

Test Sequence #01 Nominal: Initiate Authentication

This test sequence is the same as defined in SGP.23 [8] - the *Test Sequence #01 Nominal: Initiate Authentication* defined in section 4.4.21.2.1 TC_LPAe_InitiateAuthentication_Nominal where the LPAe plays the IP Ae role

4.3.1.2.2 TC_LPAe_InitiateAuthentication_ErrorCases

Test Sequence #01 Error: Invalid SM-DP+ Address

This test sequence is the same as defined in SGP.23 [8] - the *Test Sequence #01 Error: Invalid SM-DP+ Address* defined in section 4.4.21.2.2 TC_LPAe_InitiateAuthentication_ErrorCases where the LPAe plays the IP Ae role

Test Sequence #02 Error: Unsupported Security Configuration

This test sequence is the same as defined in SGP.23 [8] - the *Test Sequence #02 Error: Unsupported Security Configuration* defined in section 4.4.21.2.2 TC_LPAe_InitiateAuthentication_ErrorCases where the LPAe plays the IP Ae role

Test Sequence #03 Error: Unsupported SVN

This test sequence is the same as defined in SGP.23 [8] - the *Test Sequence #03 Error: Unsupported SVN* defined in section 4.4.21.2.2 TC_LPAe_InitiateAuthentication_ErrorCases where the LPAe plays the IP Ae role

Test Sequence #04 Error: Unavailable SM-DP+ Certificate

This test sequence is the same as defined in SGP.23 [8] - the *Test Sequence #04 Error: Unavailable SM-DP+ Certificate* defined in section 4.4.21.2.2 TC_LPAe_InitiateAuthentication_ErrorCases where the LPAe plays the IP Ae role

Test Sequence #05 Error: Invalid SM-DP+ Certificate

This test sequence is the same as defined in SGP.23 [8] - the *Test Sequence #05 Error: Invalid SM-DP+ Certificate* defined in section 4.4.21.2.2 TC_LPAe_InitiateAuthentication_ErrorCases where the LPAe plays the IP Ae role

Test Sequence #06 Error: Invalid SM-DP+ Signature

This test sequence is the same as defined in SGP.23 [8] - the *Test Sequence #06 Error: Invalid SM-DP+ Signature* defined in section 4.4.21.2.2 TC_LPAe_InitiateAuthentication_ErrorCases where the LPAe plays the IP Ae role

Test Sequence #07 Error: Invalid SM-DP+ Address sent by the SM-DP+

This test sequence is the same as defined in SGP.23 [8] - the *Test Sequence #07 Error: Invalid SM-DP+ Address sent by the SM-DP+* defined in section 4.4.21.2.2
TC_LPAe_InitiateAuthentication_ErrorCases where the LPA_d plays the IPA_e role

Test Sequence #08 Error: Unsupported CI Key ID

This test sequence is the same as defined in SGP.23 [8] - the *Test Sequence #08 Error: Unsupported CI Key ID* defined in section 4.4.21.2.2
TC_LPAe_InitiateAuthentication_ErrorCases where the LPA_d plays the IPA_e role

Test Sequence #09 Error: Invalid SM-DP+ OID

This test sequence is the same as defined in SGP.23 [8] - the *Test Sequence #09 Error: Invalid SM-DP+ OID* defined in section 4.4.21.2.2
TC_LPAe_InitiateAuthentication_ErrorCases where the LPA_d plays the IPA_e role

4.3.2 ES9+ (IPA_e -- SM-DP+): GetBoundProfilePackage

4.3.2.1 Conformance Requirements

ES9+ interface between the IPA_e and SM-DP+ is identical to the LPA_d and SM-DP+.

References

GSMA RSP Technical Specification [4] and eSIM IoT Technical Specification [3]

4.3.2.2 Test Cases

4.3.2.2.1 TC_LPA_d_ES9+_GetBoundProfilePackage_Nominal

Test Sequence #01 Nominal: Get BPP using S-ENC and S-MAC without Confirmation Code

This test sequence is the same as defined in SGP.23 [8] - the *Test Sequence #01 Nominal: Get BPP using S-ENC and S-MAC without Confirmation Code* defined in section 4.4.22.2.1
TC_LPA_d_ES9+_GetBoundProfilePackage_Nominal where the LPA_d plays the IPA_e role

Test Sequence #02 Nominal: Get BPP using S-ENC and S-MAC with Confirmation Code

This test sequence is the same as defined in SGP.23 [8] - the *Test Sequence #02 Nominal: Get BPP using S-ENC and S-MAC with Confirmation Code* defined in section 4.4.22.2.1
TC_LPA_d_ES9+_GetBoundProfilePackage_Nominal where the LPA_d plays the IPA_e role

Test Sequence #03 Nominal: Get BPP using PPK-ENC and PPK-MAC without Confirmation Code

This test sequence is the same as defined in SGP.23 [8] - the *Test Sequence #03 Nominal: Get BPP using PPK-ENC and PPK-MAC without Confirmation Code* defined in section

4.4.22.2.1 TC_LPAAd_ES9+_GetBoundProfilePackage_Nominal where the LPAAd plays the IPAAe role

Test Sequence #04 Nominal: Get BPP using PPK-ENC and PPK-MAC with Confirmation Code

This test sequence is the same as defined in SGP.23 [8] - the *Test Sequence #04 Nominal: Get BPP using PPK-ENC and PPK-MAC with Confirmation Code* defined in section 4.4.22.2.1 TC_LPAAd_ES9+_GetBoundProfilePackage_Nominal where the LPAAd plays the IPAAe role

4.3.2.2.2 TC_LPAAd_ES9+_GetBoundProfilePackage_Retry

Test Sequence #01 Nominal: Get BPP Retry after incorrect Confirmation Code

This test sequence is the same as defined in SGP.23 [8] - the *Test Sequence #01 Nominal: Get BPP Retry after incorrect Confirmation Code* defined in section 4.4.22.2.2 TC_LPAAd_ES9+_GetBoundProfilePackage_Retry where the LPAAd plays the IPAAe role

4.3.2.2.3 TC_LPAAd_ES9+_GetBoundProfilePackage_Error

Test Sequence #01 Error: Wrong eUICC Signature

This test sequence is the same as defined in SGP.23 [8] - the *Test Sequence #01 Error: Wrong eUICC Signature* defined in section 4.4.22.2.3 TC_LPAAd_ES9+_GetBoundProfilePackage_Error where the LPAAd plays the IPAAe role

Test Sequence #02 Error: BPP Not Available

This test sequence is the same as defined in SGP.23 [8] - the *Test Sequence #02 Error: BPP Not Available* defined in section 4.4.22.2.3 TC_LPAAd_ES9+_GetBoundProfilePackage_Error where the LPAAd plays the IPAAe role

Test Sequence #03 Error: Unknown TransactionID received by SM-DP+

This test sequence is the same as defined in SGP.23 [8] - the *Test Sequence #03 Error: Unknown TransactionID received by SM-DP+* defined in section 4.4.22.2.3 TC_LPAAd_ES9+_GetBoundProfilePackage_Error where the LPAAd plays the IPAAe role

Test Sequence #04 Error: Missing Confirmation Code

This test sequence is the same as defined in SGP.23 [8] - the *Test Sequence #04 Error: Missing Confirmation Code received by SM-DP+* defined in section 4.4.22.2.3 TC_LPAAd_ES9+_GetBoundProfilePackage_Error where the LPAAd plays the IPAAe role

Test Sequence #05 Error: Download Order Expired

This test sequence is the same as defined in SGP.23 [8] - the *Test Sequence #05 Error: Download Order Expired* defined in section 4.4.22.2.3
TC_LPAd_ES9+_GetBoundProfilePackage_Error where the LPAd plays the IP Ae role

Test Sequence #06 Error: Wrong Confirmation Code

This test sequence is the same as defined in SGP.23 [8] - the *Test Sequence #06 Error: Wrong Confirmation Code* defined in section 4.4.22.2.3
TC_LPAd_ES9+_GetBoundProfilePackage_Error where the LPAd plays the IP Ae role

Test Sequence #07 Error: Maximum number of Confirmation Code retries exceeded

This test sequence is the same as defined in SGP.23 [8] - the *Test Sequence #07 Error: Maximum number of Confirmation Code retries exceeded* defined in section 4.4.22.2.3
TC_LPAd_ES9+_GetBoundProfilePackage_Error where the LPAd plays the IP Ae role

4.3.3 ES9+ (IP Ae -- SM-DP+): AuthenticateClient

4.3.3.1 Conformance Requirements

ES9+ interface between the IP Ae and SM-DP+ is identical to the LPAd and SM-DP+.

References

GSMA RSP Technical Specification [4] and eSIM IoT Technical Specification [3]

4.3.3.2 Test Cases

4.3.3.2.1 TC_IPAe_AuthenticateClient_Nominal

Test Sequence #01 Nominal: Authenticate Client without Confirmation Code

This test sequence is the same as defined in SGP.23 [8] - the *Test Sequence #01 Nominal: Authenticate Client without Confirmation Code* defined in section 4.4.23.2.1
TC_LPAd_AuthenticateClient_Nominal where the LPAd plays the IP Ae role

Test Sequence #02 Nominal: Authenticate Client with Confirmation Code

This test sequence is the same as defined in SGP.23 [8] - the *Test Sequence #02 Nominal: Authenticate Client with Confirmation Code* defined in section 4.4.23.2.1
TC_LPAd_AuthenticateClient_Nominal where the LPAd plays the IP Ae role

Test Sequence #03 Nominal: Authenticate Client with Confirmation Code Retry

This test sequence is the same as defined in SGP.23 [8] - the *Test Sequence #03 Nominal: Authenticate Client with Confirmation Code Retry* defined in section 4.4.23.2.1
TC_LPAd_AuthenticateClient_Nominal where the LPAd plays the IP Ae role

4.3.3.2.2 TC_IPAe_AuthenticateClient_ErrorCases

Test Sequence #01 Error: Invalid EUM Certificate

This test sequence is the same as defined in SGP.23 [8] - the *Test Sequence #01 Error: Invalid EUM Certificate* defined in section 4.4.23.2.
TC_LPAd_AuthenticateClient_ErrorCases where the LPAd plays the IPAe role

Test Sequence #02 Error: Expired EUM Certificate

This test sequence is the same as defined in SGP.23 [8] - the *Test Sequence #02 Error: Expired EUM Certificate* defined in section 4.4.23.2.
TC_LPAd_AuthenticateClient_ErrorCases where the LPAd plays the IPAe role

Test Sequence #03 Error: Invalid eUICC Certificate

This test sequence is the same as defined in SGP.23 [8] - the *Test Sequence #03 Error: Invalid eUICC Certificate* defined in section 4.4.23.2.
TC_LPAd_AuthenticateClient_ErrorCases where the LPAd plays the IPAe role

Test Sequence #04 Error: Expired eUICC Certificate

This test sequence is the same as defined in SGP.23 [8] - the *Test Sequence #04 Error: Expired eUICC Certificate* defined in section 4.4.23.2.
TC_LPAd_AuthenticateClient_ErrorCases where the LPAd plays the IPAe role

Test Sequence #05 Error: Invalid eUICC Signature or serverChallenge

This test sequence is the same as defined in SGP.23 [8] - the *Test Sequence #05 Error: Invalid eUICC Signature or serverChallenge* defined in section 4.4.23.2.
TC_LPAd_AuthenticateClient_ErrorCases where the LPAd plays the IPAe role

Test Sequence #06 Error: Insufficient Memory

This test sequence is the same as defined in SGP.23 [8] - the *Test Sequence #06 Error: Insufficient Memory* defined in section 4.4.23.2. TC_LPAd_AuthenticateClient_ErrorCases where the LPAd plays the IPAe role

Test Sequence #07 Error: Unknown CI Root Key

This test sequence is the same as defined in SGP.23 [8] - the *Test Sequence #06 Error: Insufficient Memory* defined in section 4.4.23.2. TC_LPAd_AuthenticateClient_ErrorCases where the LPAd plays the IPAe role

Test Sequence #08 Error: Profile not Allowed (Not in 'released' State)

This test sequence is the same as defined in SGP.23 [8] - the *Test Sequence #08 Error: Profile not Allowed (Not in 'released' State)* defined in section 4.4.23.2.
TC_LPAd_AuthenticateClient_ErrorCases where the LPAd plays the IPAe role

Test Sequence #09 Error: Unknown TransactionID

This test sequence is the same as defined in SGP.23 [8] - the *Test Sequence #09 Error: Unknown TransactionID* defined in section 4.4.23.2. TC_LPAd_AuthenticateClient_ErrorCases where the LPAd plays the IP Ae role

Test Sequence #10 Error: Refused MatchingID

This test sequence is the same as defined in SGP.23 [8] - the *Test Sequence #10 Error: Refused MatchingID* defined in section 4.4.23.2. TC_LPAd_AuthenticateClient_ErrorCases where the LPAd plays the IP Ae role

Test Sequence #11 Error: Refused EID

This test sequence is the same as defined in SGP.23 [8] - the *Test Sequence #11 Error: Refused EID* in section 4.4.23.2. TC_LPAd_AuthenticateClient_ErrorCases where the LPAd plays the IP Ae role

Test Sequence #12 Error: No Eligible Profile for this eUICC/Device

This test sequence is the same as defined in SGP.23 [8] - the *Test Sequence #12 Error: No Eligible Profile for this eUICC/Device* in section 4.4.23.2. TC_LPAd_AuthenticateClient_ErrorCases where the LPAd plays the IP Ae role

Test Sequence #13 Error: Expired Download Order

This test sequence is the same as defined in SGP.23 [8] - the *Test Sequence #13 Error: Expired Download Order* in section 4.4.23.2. TC_LPAd_AuthenticateClient_ErrorCases where the LPAd plays the IP Ae role

Test Sequence #14 Error: Maximum Number of Retries Exceeded

This test sequence is the same as defined in SGP.23 [8] - the *Test Sequence #14 Error: Maximum Number of Retries Exceeded* in section 4.4.23.2. TC_LPAd_AuthenticateClient_ErrorCases where the LPAd plays the IP Ae role

Test Sequence #15 Error: Invalid SM-DP+(pb) certificate

This test sequence is the same as defined in SGP.23 [8] - the *Test Sequence #15 Error: Invalid SM-DP+(pb) certificate* in section 4.4.23.2. TC_LPAd_AuthenticateClient_ErrorCases where the LPAd plays the IP Ae role

Test Sequence #16 Error: Different OID for SM-DP+ Certificates (CERT.DPpb.ECDSA and CERT.DPauth.ECDSA not belonging to the same entity)

This test sequence is the same as defined in SGP.23 [8] - the *Test Sequence #16 Error: Different OID for SM-DP+ Certificates (CERT.DPpb.ECDSA and CERT.DPauth.ECDSA not belonging to the same entity)* in section 4.4.23.2. TC_LPAd_AuthenticateClient_ErrorCases where the LPAd plays the IP Ae role

Test Sequence #17 Error: Invalid SM-DP+ signature (smdpSignature2)

This test sequence is the same as defined in SGP.23 [8] - the *Test Sequence #17 Error: Invalid SM-DP+ signature (smdpSignature2)* defined in section 4.4.23.2.
TC_LPAd_AuthenticateClient_ErrorCases where the LPAd plays the IP Ae role

Test Sequence #18 Error: Invalid TransactionID sent by SM-DP+

This test sequence is the same as defined in SGP.23 [8] - the *Test Sequence #18 Error: Invalid TransactionID sent by SM-DP+* defined in section 4.4.23.2.
TC_LPAd_AuthenticateClient_ErrorCases where the LPAd plays the IP Ae role

4.3.4 ES9+ (IP Ae – SM-DP+): HandleNotification

4.3.4.1 Conformance Requirements

ES9+ interface between the IP Ae and SM-DP+ is identical to the LPAd and SM-DP+.

References

GSMA RSP Technical Specification [4] and eSIM IoT Technical Specification [3]

4.3.4.2 Test Cases

4.3.4.2.1 TC_IPAe_ES9+_HandleNotification_Nominal

Throughout all the test cases the maximum number of Notifications simultaneously tested has been set as two as there is not minimum defined in SGP.21 [3] or SGP.22 [2] for the number of Notifications that can be stored by the eUICC.

Test Sequence #01 Nominal: Successful PIR and Install Notifications to the Same SM-DP+ Address

This test sequence is the same as defined in SGP.23 [8] - the *Test Sequence #01 Nominal: Successful PIR and Install Notifications to the Same SM-DP+ Address* in section 4.4.24.2.1
TC_LPAd_ES9+_HandleNotification_Nominal where the LPAd plays the IP Ae role

Test Sequence #02 Nominal: Successful PIR and Enable Notifications to the Same SM-DP+ Address

This test sequence is the same as defined in SGP.23 [8] - the *Test Sequence #02 Nominal: Successful PIR and Enable Notifications to the Same SM-DP+ Address* in section 4.4.24.2.1
TC_LPAd_ES9+_HandleNotification_Nominal where the LPAd plays the IP Ae role

Test Sequence #03 Nominal: Disable and Delete Notifications to the Same SM-DP+ Address

This test sequence is the same as defined in SGP.23 [8] - the *Test Sequence #03 Nominal: Disable and Delete Notifications to the Same SM-DP+ Address* in section 4.4.24.2.1
TC_LPAd_ES9+_HandleNotification_Nominal where the LPAd plays the IP Ae role

Test Sequence #04 Nominal: Enable and Disable Notifications with Different SM-DP+ Addresses

This test sequence is the same as defined in SGP.23 [8] - the *Test Sequence #04 Nominal: Enable and Disable Notifications with Different SM-DP+ Addresses* in section 4.4.24.2.1 TC_LPAd_ES9+_HandleNotification_Nominal where the LPAd plays the IP Ae role

Test Sequence #05 Nominal: Different SM-DP+ Addresses in PIR and Install Notifications

This test sequence is the same as defined in SGP.23 [8] - the *Test Sequence #05 Nominal: Different SM-DP+ Addresses in PIR and Install Notifications* in section 4.4.24.2.1 TC_LPAd_ES9+_HandleNotification_Nominal where the LPAd plays the IP Ae role

Test Sequence #06 Nominal: Profile Download with PIR Failed

This test sequence is the same as defined in SGP.23 [8] - the *Test Sequence #06 Nominal: Profile Download with PIR Failed* in section 4.4.24.2.1 TC_LPAd_ES9+_HandleNotification_Nominal where the LPAd plays the IP Ae role

Test Sequence #07 Nominal: Successful PIR and Install Notifications after Connectivity Interruption

This Test Sequence is FFS as indicated in SGP.23 [8].

Test Sequence #08 Nominal: No Acknowledge for Successful PIR results in No Further Notifications

The purpose of this test case is to verify that the next Notification of a group is not sent until LPA receives a successful response from the SM-DP+ for the previous Notification.

This test sequence is the same as defined in SGP.23 [8] - the *Test Sequence #08 Nominal: No Acknowledge for Successful PIR results in No Further Notifications* in section 4.4.24.2.1 TC_LPAd_ES9+_HandleNotification_Nominal where the LPAd plays the IP Ae role

Test Sequence #09 Nominal: Disable and Delete Notifications to the Same SM-DP+ Address using Delete Operation

This test sequence is the same as defined in SGP.23 [8] - the *Test Sequence #09 Nominal: Disable and Delete Notifications to the Same SM-DP+ Address using Delete Operation* in section 4.4.24.2.1 TC_LPAd_ES9+_HandleNotification_Nominal where the LPAd plays the IP Ae role

Test Sequence #10 Nominal: Disable and Delete Notifications with Different SM-DP+ Addresses

This test sequence is the same as defined in SGP.23 [8] - the *Test Sequence #10 Nominal: Disable and Delete Notifications with Different SM-DP+ Addresses* in section 4.4.24.2.1 TC_LPAd_ES9+_HandleNotification_Nominal where the LPAd plays the IP Ae role

4.3.5 ES9+ (IPAe – SM-DP+): CancelSession

4.3.5.1 Conformance Requirements

ES9+ interface between the IPAe and SM-DP+ is identical to the LPAe and SM-DP+.

References

GSMA RSP Technical Specification [4] and eSIM IoT Technical Specification [3]

4.3.5.2 Test Cases

4.3.5.2.1 TC_IPAe_ES9+_CancelSession_Nominal

Test Sequence #01 Nominal: Profile Download with PPR1 not allowed due to Operational Profile already present

This test sequence is the same as defined in SGP.23 [8] - the *Test Sequence #01 Nominal: Profile Download with PPR1 not allowed due to Operational Profile already present* in section 4.4.25.2.1 TC_LPAe_ES9+_CancelSession_Nominal where the LPAe plays the IPAe role

Test Sequence #02 Nominal: End User rejection

This test sequence is the same as defined in SGP.23 [8] - the *Test Sequence #02 Nominal: End User rejection* in section 4.4.25.2.1 TC_LPAe_ES9+_CancelSession_Nominal where the LPAe plays the IPAe role

Test Sequence #03 Nominal: Load BPP Error

This test sequence is the same as defined in SGP.23 [8] - the *Test Sequence #03 Nominal: Load BPP Error* in section 4.4.25.2.1 TC_LPAe_ES9+_CancelSession_Nominal where the LPAe plays the IPAe role

Test Sequence #04 Nominal: End User Timeout

This test sequence is the same as defined in SGP.23 [8] - the *Test Sequence #04 Nominal: End User Timeout* in section 4.4.25.2.1 TC_LPAe_ES9+_CancelSession_Nominal where the LPAe plays the IPAe role

Test Sequence #05 Nominal: Load BPP Error due to unknown TAG

This test sequence is the same as defined in SGP.23 [8] - the *Test Sequence #05 Nominal: Load BPP Error due to unknown TAG* in section 4.4.25.2.1 TC_LPAe_ES9+_CancelSession_Nominal where the LPAe plays the IPAe role

4.3.5.2.2 TC_IPAe_ES9+_CancelSession_EndUserPostponed_Nominal

Test Sequence #01 Nominal: End User Postponed

This test sequence is the same as defined in SGP.23 [8] - the *Test Sequence #01 Nominal: End User Postponed* in section 4.4.25.2.2

TC_LPAAd_ES9+_CancelSession_EndUserPostponed_Nominal where the LPAAd plays the IP Ae role

4.3.5.2.3 TC_IPAe_ES9+_CancelSession_Error

Test Sequence #01 Error: Unknown TransactionID after End User Rejection/Postpone

This test sequence is the same as defined in SGP.23 [8] - the *Test Sequence #01 Error: Unknown TransactionID after End User Rejection/Postpone* in section 4.4.25.2.3
TC_LPAAd_ES9+_CancelSession_Error where the LPAAd plays the IP Ae role

Test Sequence #02 Error: Invalid eUICC Signature after End User Rejection/Postpone

This test sequence is the same as defined in SGP.23 [8] - the *Test Sequence #02 Error: Invalid eUICC Signature after End User Rejection/Postpone* in section 4.4.25.2.3
TC_LPAAd_ES9+_CancelSession_Error where the LPAAd plays the IP Ae role

Test Sequence #03 Error: Invalid SM-DP+ OID after End User Rejection/Postpone

This test sequence is the same as defined in SGP.23 [8] - the *Test Sequence #03 Error: Invalid SM-DP+ OID after End User Rejection/Postpone* in section 4.4.25.2.3
TC_LPAAd_ES9+_CancelSession_Error where the LPAAd plays the IP Ae role

4.3.5.2.4 TC_IPAe_ES9+_CancelSession_PPRs

Test Sequence #01 Nominal: End User rejection/postpone after PPR1 consent requested

This test sequence is the same as defined in SGP.23 [8] - the *Test Sequence #01 Nominal: End User rejection/postpone after PPR1 consent requested* in section 4.4.25.2.4
TC_LPAAd_ES9+_CancelSession_PPRs where the LPAAd plays the IP Ae role

Test Sequence #02 Nominal: End User rejection/posptone after PPR2 consent requested

This test sequence is the same as defined in SGP.23 [8] - the *Test Sequence #02 Nominal: End User rejection/posptone after PPR2 consent requested* in section 4.4.25.2.4
TC_LPAAd_ES9+_CancelSession_PPRs where the LPAAd plays the IP Ae role

4.3.6 ES9+ (IP Ae – SM-DP+): HTTPS

4.3.6.1 Conformance Requirements

ES9+ interface between the IP Ae and SM-DP+ is identical to the LPAAd and SM-DP+.

References

GSMA RSP Technical Specification [4] and eSIM IoT Technical Specification [3]

4.3.6.2 Test Cases

4.3.6.2.1 TC_IPAe_HTTPS_Nominal

Test Sequence #01 Nominal: HTTPS Session Establishment

This test sequence is the same as defined in SGP.23 [8] - the *Test Sequence #01 Nominal: HTTPS Session Establishment* in section 4.4.26.2.1 TC_LPAd_HTTPS_Nominal where the LPAd plays the IPAe role

Test Sequence #02 Nominal: non-reuse of session keys

The purpose of this test sequence is to verify that the IPAe is not reusing ephemeral keys from the previous session.

This test sequence is the same as defined in SGP.23 [8] - the *Test Sequence #02 Nominal: non-reuse of session keys* in section 4.4.26.2.1 TC_LPAd_HTTPS_Nominal where the LPAd plays the IPAe role

4.3.6.2.2 TC_IPAe_HTTPS_ErrorCases

Test Sequence #01 Error: Invalid (SM-DP+) TLS Certificate signature

This test sequence is the same as defined in SGP.23 [8] - the *Test Sequence #01 Error: Invalid (SM-DP+) TLS Certificate signature* in section 4.4.26.2.2

TC_LPAd_HTTPS_ErrorCases where the LPAd plays the IPAe role

Test Sequence #02 Error: Expired TLS Certificate

This test sequence is the same as defined in SGP.23 [8] - the *Test Sequence #02 Error: Expired TLS Certificate* in section 4.4.26.2.2 TC_LPAd_HTTPS_ErrorCases where the LPAd plays the IPAe role

Test Sequence #03 Error: VOID Test Sequence #04 Error: VOID

Test Sequence #05 Error: VOID

Test Sequence #06 Error: VOID

Test Sequence #07 Error: Invalid TLS Certificate based on Invalid CI (Invalid Curve)

This test sequence is the same as defined in SGP.23 [8] - the *Test Sequence #07 Error: Invalid TLS Certificate based on Invalid CI (Invalid Curve)* in section 4.4.26.2.2

TC_LPAd_HTTPS_ErrorCases where the LPAd plays the IPAe role

4.3.7 ES11 (IPAe – SM-DS): InitiateAuthentication

4.3.7.1 Conformance Requirements

ES11 interface between the IPAe and SM-DS is identical to the LPAd and SM-DS.

References

GSMA RSP Technical Specification [4] and eSIM IoT Technical Specification [3]

4.3.7.2 Test Cases

4.3.7.2.1 TC_IPAe_ES11_InitiateAuthentication_Nominal

Test Sequence #01 Nominal: Initiate Authentication

This test sequence is the same as defined in SGP.23 [8] - the *Test Sequence #01 Nominal: Initiate Authentication* in section 4.4.27.2.1 TC_LPAd_ES11_InitiateAuthentication_Nominal where the LPAd plays the IPAe role

4.3.7.2.2 TC_IPAe_ES11_InitiateAuthentication_ErrorCases

Test Sequence #01 Error: Invalid SM-DS Address

This test sequence is the same as defined in SGP.23 [8] - the *Test Sequence #01 Nominal: Initiate Authentication* in section 4.4.27.2.2

TC_LPAd_ES11_InitiateAuthentication_ErrorCases where the LPAd plays the IPAe role

Test Sequence #02 Error: Unsupported Security Configuration

This test sequence is the same as defined in SGP.23 [8] - the *Test Sequence #02 Error: Unsupported Security Configuration* in section 4.4.27.2.2

TC_LPAd_ES11_InitiateAuthentication_ErrorCases where the LPAd plays the IPAe role

Test Sequence #03 Error: Unsupported SVN

This test sequence is the same as defined in SGP.23 [8] - the *Test Sequence #03 Error: Unsupported SVN* in section 4.4.27.2.2 TC_LPAd_ES11_InitiateAuthentication_ErrorCases

where the LPAd plays the IPAe role

Test Sequence #04 Error: Unavailable SM-DS Certificate

This test sequence is the same as defined in SGP.23 [8] - the *Test Sequence #04 Error: Unavailable SM-DS Certificate* in section 4.4.27.2.2

TC_LPAd_ES11_InitiateAuthentication_ErrorCases where the LPAd plays the IPAe role

Test Sequence #05 Error: Invalid SM-DS Certificate

This test sequence is the same as defined in SGP.23 [8] - the *Test Sequence #05 Error: Invalid SM-DS Certificate* in section 4.4.27.2.2

TC_LPAd_ES11_InitiateAuthentication_ErrorCases where the LPAd plays the IPAe role

Test Sequence #06 Error: Invalid SM-DS Signature

This test sequence is the same as defined in SGP.23 [8] - the *Test Sequence #06 Error: Invalid SM-DS Signature* in section 4.4.27.2.2
TC_LPAd_ES11_InitiateAuthentication_ErrorCases where the LPAd plays the IP Ae role

Test Sequence #07 Error: Invalid SM-DS Address sent by the SM-DS

This test sequence is the same as defined in SGP.23 [8] - the *Test Sequence #07 Error: Invalid SM-DS Address sent by the SM-DS* in section 4.4.27.2.2
TC_LPAd_ES11_InitiateAuthentication_ErrorCases where the LPAd plays the IP Ae role

Test Sequence #08 Error: Unsupported CI Key ID

This test sequence is the same as defined in SGP.23 [8] - the *Test Sequence #08 Error: Unsupported CI Key ID* in section 4.4.27.2.2
TC_LPAd_ES11_InitiateAuthentication_ErrorCases where the LPAd plays the IP Ae role

4.3.8 ES11 (IP Ae – SM-DS): AuthenticateClient

4.3.8.1 Conformance Requirements

ES11 interface between the IP Ae and SM-DS is identical to the LPAd and SM-DS.

References

GSMA RSP Technical Specification [4] and eSIM IoT Technical Specification [3]

4.3.8.2 Test Cases

4.3.8.2.1 TC_IPAe_ES11_AuthenticateClient_Nominal

Test Sequence #01 Nominal: Authenticate Client with empty MatchingID

This test sequence is the same as defined in SGP.23 [8] - the *Test Sequence #01 Nominal: Authenticate Client with empty MatchingID* in section 4.4.27.2.2
LPAd_ES11_AuthenticateClient_Nominal where the LPAd plays the IP Ae role

Test Sequence #02 Nominal: Authenticate Client with MatchingID set to EventID

This test sequence is the same as defined in SGP.23 [8] - the *Test Sequence #01 Nominal: Authenticate Client with empty MatchingID* section 4.4.27.2.2
LPAd_ES11_AuthenticateClient_Nominal where the LPAd plays the IP Ae role

4.3.8.2.2 TC_IPAe_ES11_AuthenticateClient_ErrorCases

Test Sequence #01 Error: Invalid EUM Certificate

This test sequence is the same as defined in SGP.23 [8] - the *Test Sequence #01 Error: Invalid EUM Certificate* section 4.4.28.2.2 TC_LPAd_ES11_AuthenticateClient_ErrorCases where the LPAd plays the IP Ae role

Test Sequence #02 Error: Expired EUM Certificate

This test sequence is the same as defined in SGP.23 [8] - the *Test Sequence #02 Error: Expired EUM Certificate* section 4.4.28.2.2 TC_LPAd_ES11_AuthenticateClient_ErrorCases where the LPAd plays the IP Ae role

Test Sequence #03 Error: Invalid eUICC Certificate

This test sequence is the same as defined in SGP.23 [8] - the *Test Sequence #03 Error: Invalid eUICC Certificate* section 4.4.28.2.2 TC_LPAd_ES11_AuthenticateClient_ErrorCases where the LPAd plays the IP Ae role

Test Sequence #04 Error: Expired eUICC Certificate

This test sequence is the same as defined in SGP.23 [8] - the *Test Sequence #04 Error: Expired eUICC Certificate* section 4.4.28.2.2 TC_LPAd_ES11_AuthenticateClient_ErrorCases where the LPAd plays the IP Ae role

Test Sequence #05 Error: Invalid eUICC signature or serverChallenge

This test sequence is the same as defined in SGP.23 [8] - the *Test Sequence #04 Error: Expired eUICC Certificate* section 4.4.28.2.2 TC_LPAd_ES11_AuthenticateClient_ErrorCases where the LPAd plays the IP Ae role

Test Sequence #06 Error: Unknown TransactionID

This test sequence is the same as defined in SGP.23 [8] - the *Test Sequence #04 Error: Expired eUICC Certificate* section 4.4.28.2.2 TC_LPAd_ES11_AuthenticateClient_ErrorCases where the LPAd plays the IP Ae role

Test Sequence #07 Error: Unknown Event Record

This test sequence is the same as defined in SGP.23 [8] - the *Test Sequence #07 Error: Unknown Event Record* section 4.4.28.2.2 TC_LPAd_ES11_AuthenticateClient_ErrorCases where the LPAd plays the IP Ae role

4.3.9 ES11 (IP Ae -- SM-DS): HTTPS

4.3.9.1 Conformance Requirements

ES11 interface between the IP Ae and SM-DS is identical to the LPAd and SM-DS.

References

GSMA RSP Technical Specification [4] and eSIM IoT Technical Specification [3]

4.3.9.2 Test Cases

4.3.9.2.1 TC_IPAe_ES11_HTTPS_Nominal

Test Sequence #01 Nominal: HTTPS Session Establishment

This test sequence is the same as defined in SGP.23 [8] - the *Test Sequence #01 Nominal: HTTPS Session Establishment* section 4.4.29.2.1 TC_LPAd_ES11_HTTPS_Nominal where the LPAd plays the IPAe role

Test Sequence #02 Nominal: non-reuse of session keys

The purpose of this test sequence is to verify that the IPAe is not reusing ephemeral keys from the previous session.

This test sequence is the same as defined in SGP.23 [8] - the *Test Sequence #02 Nominal: non-reuse of session keys* section 4.4.28.2.2

TC_LPAd_ES11_AuthenticateClient_ErrorCases where the LPAd plays the IPAe role

4.3.9.2.2 TC_IPAe_ES11_HTTPS_Error

Test Sequence #01 Error: Invalid (SM-DS) TLS Certificate signature

This test sequence is the same as defined in SGP.23 [8] - the *Test Sequence #01 Error: Invalid (SM-DS) TLS Certificate signature* section 4.4.28.2.2

TC_LPAd_ES11_AuthenticateClient_ErrorCases where the LPAd plays the IPAe role

Test Sequence #02 Error: Expired TLS Certificate

This test sequence is the same as defined in SGP.23 [8] - the *Test Sequence #02 Error: Expired TLS Certificate* section 4.4.28.2.2 TC_LPAd_ES11_AuthenticateClient_ErrorCases where the LPAd plays the IPAe role

Test Sequence #03 Error: VOID

Test Sequence #04 Error: VOID

Test Sequence #05 Error: VOID

Test Sequence #06 Error: VOID

Test Sequence #07 Error: Invalid TLS Certificate based on Invalid CI (Invalid Curve)

This test sequence is the same as defined in SGP.23 [8] - the *Test Sequence #07 Error: Invalid TLS Certificate based on Invalid CI (Invalid Curve)* section 4.4.28.2.2

TC_LPAd_ES11_AuthenticateClient_ErrorCases where the LPAd plays the IPAe role

5 Procedure - Behaviour Testing

5.1 General Overview

NOTE: Those test cases related to eUICC Behaviour are FFS.

7 External Test Specifications

Some test specifications related to the RSP ecosystem have been developed by external organisations (e.g. TCA (formerly SIMalliance)). These organisations defined their own requirements for test benches, test applicability and pass criteria.

This section lists the test specifications that relate to SGP.22 [4] and SGP.32 [3].

7.1 TCA eUICC Profile Package Test Specification

The TCA eUICC Profile Package: Interoperable Format Test Specification [23] SHALL be executed on the eUICC in order to check its compliance with the eUICC Profile Package Specification [4].

Test cases are applicable according to the eUICC Profile Package Specification [4] version and the additional eUICC Profile Package Specification [4] versions (if any) supported by the eUICC, in conjunction with the applicability table of the referred Test Specification [23].

The table below describes the versions of the eUICC Profile Package Specification [4] allowed depending on the SGP.22 and SGP.32 versions supported by the eUICC:

SGP.22 version	SGP.32 version	eUICC Profile Package Specification [4] versions required for the given SGP.22 version	Allowed values for #IUT_EUICC_ADD_PP_VERSIONS
2.5	1.0	2.1 or 2.2 or 2.3.1	3.1 or 3.2 or 3.3.1

Moreover, eUICC Manufacturers SHALL declare that the following options (as defined in [23]) are supported by the eUICC:

- O_MILENAGE
- O_TUAK_128
- O_JAVACARD

Annex A Constants

A.1 Generic Constants

Name	Content
IMMEDIATE_ENABLE_FLAG	NULL
EID1	-- as defined in SGP.23 [8]
EID2	-- as defined in SGP.23 [8]
EIM_CONFIG_DATA_NO_EIM_ID	<pre>EimConfiguraitonData ::= { eimId "", counterValue 1 }</pre>
EIM_CONFIG_DATA1	<pre>EimConfigurationData ::= { eimId #TEST_EIM_ID1, eimFqdn #EIM_FQDN_NAME, eimIdType 3, -- proprietary counterValue <S_LOW_CNTR_VALUE>, eimPublicKeyData #EIM_PUBLIC_KEY_DATA_PK }</pre>
EIM_CONFIG_DATA1_WITH_CiPKId	<pre>EimConfigurationData ::= { eimId #TEST_EIM_ID1, eimFqdn #EIM_FQDN_NAME, eimIdType 3, -- proprietary counterValue 1, eimPublicKeyData, #EIM_PUBLIC_KEY_DATA_PK euiccCiPKId <EUICC_CI_PK_ID_TO_BE_USED> }</pre>
EIM_CONFIG_DATA_LIST1_GET_EIM	<pre>EimConfigurationData ::= { eimId #TEST_EIM_ID1, eimFqdn #EIM_FQDN_NAME, eimIdType 3, -- proprietary eimPublicKeyData #EIM_PUBLIC_KEY_DATA_PK, - -optional eimSupportedProtocol 4, --proprietary euiccCiPKId <EUICC_CI_PK_ID_TO_BE_USED> }</pre>
EIM_CONFIG_DATA1_UPDATE_COUNTER	<pre>EimConfiguraitonData ::= { eimId #TEST_EIM_ID1, counterValue <S_COUNTER_VALUE>+1 }</pre>

Name	Content
EIM_CONFIG_DATA1_UPDATE_COUNTER_OUT_OF_RANGE	<pre>EimConfigurationData ::= { eimId #TEST_EIM_ID1, counterValue #EIM_COUNTER_OUT_OF_RANGE }</pre>
EIM_CONFIG_DATA1_UPDATE_LOWER_COUNTER	<pre>EimConfigurationData ::= { eimId #TEST_EIM_ID1, counterValue 0 }</pre>
EIM_CONFIG_DATA1_UPDATE_UNKNOWN_EUICC_CI_PKID	<pre>EimConfigurationData ::= { eimId #TEST_EIM_ID1, euiccCiPKeyId #CI_PKI_RANDOM }</pre>
EIM_CONFIG_DATA2	<pre>EimConfigurationData ::= { eimId #TEST_EIM_ID2, eimFqdn #EIM_FQDN_NAME, eimIdType 3, -- proprietary counterValue <S_LOW_CNTR_VALUE>, eimPublicKeyData #EIM_PUBLIC_KEY_DATA_PK }</pre>
EIM_CONFIG_DATA2_WITH_CI_PKID	<pre>EimConfigurationData ::= { eimId #TEST_EIM_ID2, eimFqdn #EIM_FQDN_NAME, eimIdType 3, -- proprietary counterValue 1, eimPublicKeyData, #EIM_PUBLIC_KEY_DATA_PK euiccCiPKeyId <EUICC_CI_PK_ID_TO_BE_USED> }</pre>
EIM_CONFIG_DATA_LIST2_GET_EIM	<pre>EimConfigurationData ::= { eimId #TEST_EIM_ID2, eimFqdn #EIM_FQDN_NAME, eimIdType 3, -- proprietary eimPublicKeyData #EIM_PUBLIC_KEY_DATA_PK - optional, eimSupportedProtocol 4, --proprietary euiccCiPKeyId <EUICC_CI_PK_ID_TO_BE_USED> }</pre>
EIM_CONFIG_DATA2_ADD_COUNTER_OUT_OF_RANGE	<pre>EimConfigurationData ::= { eimId #TEST_EIM_ID2, eimFqdn #EIM_FQDN_NAME, eimIdType 3, -- proprietary counterValue #EIM_COUNTER_OUT_OF_RANGE eimPublicKeyData #EIM_PUBLIC_KEY_DATA_PK }</pre>

Name	Content
EIM_CONFIG_DATA2_ADD_UNKNOWN_EUICC_CI_PKID	EimConfigurationData ::= { eimId #TEST_EIM_ID2, eimFqdn #EIM_FQDN_NAME, eimIdType 3, -- proprietary counterValue 1, eimPublicKeyData #EIM_PUBLIC_KEY_DATA_PK euiccCiPKid #CI_PKI_RANDOM }
EIM_CONFIG_DATA2_UPDATE_COUNTER	EimConfiguraitonData ::= { eimId #TEST_EIM_ID2, counterValue <S_COUNTER_VALUE>+1 }
EIM_CONFIG_DATA2_EIM_ID_129_CHARACTERS	EimConfiguraitonData ::= { eimId #TEST_EIM_ID129, counterValue 1 }
EIM_COUNTER_OUT_OF_RANGE	8388608 (0x800000)
EIM_FQDN_NAME	eimfqdn.example.com
EIM_PUBLIC_KEY_DATA_PK	eimPublicKey #PK_S_EIMsign_ECDSA
ICCID_OP_PROF1	-- as defined in SGP.23 [8]
ICCID_OP_PROF2	-- as defined in SGP.23 [8]
ICCID_OP_PROF3	-- as defined in SGP.23 [8]
ICCID_OP_PROFX	-- as defined in SGP.23 [8]
ICON_OP_PROF1	-- as defined in SGP.23 [8]
ICON_OP_PROF2	-- as defined in SGP.23 [8]
ICON_OP_PROF3	-- as defined in SGP.23 [8]
LIST_EIM_RESULT	{ {eimId #TEST_EIM_ID1}, {eimId #TEST_EIM_ID2} }
NAME_OP_PROF1	-- as defined in SGP.23 [8]
NAME_OP_PROF2	-- as defined in SGP.23 [8]
NAME_OP_PROF3	-- as defined in SGP.23 [8]
PROFILE_TAG_INVALID	0xAA

PK_CI_ECDSA	PK_CI_SIG_<curve>
CERT_EUM_ECDSA	CERT_EUM_SIG_<curve>
CERT_EUICC_ECDSA	CERT_EUICC_SIG_<curve>
PK_EUICC_ECDSA	PK_EUICC_SIG_<curve>
SK_EUICC_ECDSA	SK_EUICC_SIG_<curve>
CERT_S_SM_DPauth_ECDSA	CERT_S_SM_DPauth_VARO_SIG_<curve>
CERT_S_SM_DP2auth_ECDSA	CERT_S_SM_DP2auth_VARO_SIG_<curve>
CERT_S_SM_DPpb_ECDSA	CERT_S_SM_DPpb_VARO_SIG_<curve>
CERT_S_SM_DP2pb_ECDSA	CERT_S_SM_DP2pb_VARO_SIG_<curve>

Annex B Dynamic Content

Variable	Description
ANY_2BIT	A 2-bit bit string with any value.
BPP_SEG_A0	-- as defined in SGP.23 [8]
BPP_SEG_A1	-- as defined in SGP.23 [8]
BPP_SEG_A2	-- as defined in SGP.23 [8]
BPP_SEG_A3	-- as defined in SGP.23 [8]
BPP_SEG_INIT	-- as defined in SGP.23 [8]
CI_KEY_ID_BP256	Subject Key Identifier of the PK CI Key ID based on BrainpoolP256r1 curve
CI_PKI_RANDOM	Random Subject Key Identifier of the PK CI different from all the PK CI Identifiers defined in SGP.26 [25]. This random value has the same length as the ones defined in SGP.26 [25].
EUICC_CI_PK_ID_TO_BE_USED	-- as defined in SGP.23 [8]
EUICC_CI_PK_ID_LIST_FOR_SIGNING	-- as defined in SGP.23 [8]
EUICC_SIGN_EPR	EuiccPackageResult signature computed as defined in SGP.32 [X].
ISD_P_AID1	-- as defined in SGP.23 [8]
ISD_P_AID2	-- as defined in SGP.23 [8]
ISD_P_AID3	-- as defined in SGP.23 [8]
OTPK_S_SM_DP+_ECKA	-- as defined in SGP.23 [8]
OT_SK_S_SM_DP+_ECKA	-- as defined in SGP.23 [8]
S_COUNTER_VALUE	Counter used by the eIM for replay protection NOTE: the value of this field should be sufficiently smaller than #EIM_COUNTER_OUT_OF_RANGE to continue the test without reconfiguring the eIM Configuration Data.
S_EIM_SIGNATURE	Signature computed as defined in SGP.32 [X].
S_EIM_SIGN_RANDOM	Random eIM signature with a size corresponding to a valid one as defined in SGP.32 [X].
S_LOW_CNTR_VALUE	Any counter value lower than <S_COUNTER_VALUE>

Variable	Description
S_EIM_TRANSACTION_ID	The transactionId which allows the eIM to link a received eUICC Package Result to a sent eUICC Package.
SEQ_NUMBER	The sequence number used to return either a Notification or an eUICC Package Result

Annex C Methods And Procedures

This section describes methods and procedures used in the interfaces compliance test cases. They are part of test cases and SHALL not be executed in standalone mode.

C.1 Methods

If the method is used in the “expected result” column, all parameters SHALL be verified by the simulated entity (test tool). If the method is used in the “Sequence / Description” column, the command SHALL be generated by the simulated entity.

Method	MTD_ADD_INITIAL_EIM_SINGLE
Description	Generate the ASN.1 AddInitialEimRequest structure with a single EIM.
Parameter(s)	<ul style="list-style-type: none"> paramAddInitialEimData: list of eimConfigurationData data
Details	<pre>AddInitialEimRequest ::= { eimConfigurationDataList { paramAddInitialEimData } }</pre>

Method	MTD_EUICC_PACKAGE_REQUEST_DISABLE
Description	Generate the ASN.1 EuiccPackageRequest structure according to the input parameters.
Parameter(s)	<ul style="list-style-type: none"> paramEIMId: identifier of the eIM that issues the eUICC Package. paramEidValue: value of EID of the targeted eUICC paramCounterValue: used by the eIM for replay protection paramTransactionId: optional, used to uniquely identify the RSP session paramIccidValue: The ICCID of the Profile to Enable. paramEimSignature: Signature computed as defined in SGP.32 [X].
Details	<pre>IF TransactionId is provided Then req EuiccPackageRequest ::= { euiccPackageSigned { eimId paramEIMId, eidValue paramEidValue, counterValue paramCounterValue, transactionId paramTransactionId, euiccPackage psmoList : { disable : { iccid paramIccidValue } } }, eimSignature paramEimSignature } End if</pre>

	<pre> IF TransactionId is not provided Then req EuiccPackageRequest ::= { euiccPackageSigned { eimId paramEIMId, eidValue paramEidValue, counterValue paramCounterValue, euiccPackage psmoList : { disable : { iccid paramIccidValue } }, eimSignature paramEimSignature } } End if </pre>
--	--

Method	MTD_EUICC_PKG_ERROR_SIGNED_2
Description	Generate the ASN.1 EuiccPackageResult structure euiccPackageErrorSigned with S_LOW_CNTR_VALUE.
Parameter(s)	· paramEuiccPackageResultErrorCode: The Package Result Error code (Mandatory)
Details	<pre> resp EuiccPackageResult ::= euiccPackageErrorSigned : { euiccPackageErrorDataSigned { eimId <S_EIM_ID>, counterValue <S_LOW_CNTR_VALUE>, euiccPackageErrorCode paramEuiccPackageResultErrorCode }, euiccSignEPE <EUICC_SIGNATURE> } </pre>

Method	MTD_CONFIGURE_IMMEDIATE_PROFILE_ENABLING
---------------	--

Description	Generate the ASN.1 ConfigureImmediateProfileEnabling structure according to the input parameters.
Parameter(s)	<ul style="list-style-type: none"> immediateEnableFlag: optional, this flag indicates whether the immediate enable should be active or not. paramSmdpOid: optional, value of smdpOid for the default SM-DP+ paramSmdpAddress: optional, value of smdpAddress for the default SM-DP+
Details	<p>IF immediateEnableFlag, paramSmdpOid and paramSmdpAddress are provided then</p> <pre>req configureImmediateEnable : { immediateEnableFlag NULL, smdpOid paramSmdpOid, smdpAddress paramSmdpAddress }</pre> <p>End if</p> <p>IF immediateEnableFlag is not present, paramSmdpOid and paramSmdpAddress are provided then</p> <pre>req configureImmediateEnable : { smdpOid paramSmdpOid, smdpAddress paramSmdpAddress }</pre> <p>End if</p>

Method	MTD_IMMEDIATE_ENABLE
Description	Generate the ASN.1 ImmediateEnableRequest structure.
Parameter(s)	no parameters
Details	<pre>req ImmediateEnableRequest ::= { refreshFlag TRUE }</pre>

Method	MTD_EUICC_PACKAGE_REQUEST_ADD_EIM
Description	Generate the ASN.1 EuiccPackageRequest structure according to the input parameters.
Parameter(s)	<ul style="list-style-type: none"> paramEIMId : identifier of the eIM that issues the eUICC Package paramEidValue: value of EID of the targeted eUICC paramCounterValue: used by the eIM for replay protection paramEimTransactionId: optional, used by the eIM to uniquely identify an RSP session paramEimConfigData: eIM Configuration Data to be added paramEimSignature: Signature computed as defined in SGP.32 [X]

Details	<pre> IF paramEimTransactionId is provided THEN req EuiccPackageRequest ::= { euiccPackageSigned { eimId paramEIMId, eidValue paramEidValue, counterValue paramCounterValue, eimTransactionId paramEimTransactionId, euiccPackage ecoList : { addEim paramEimConfigData } }, eimSignature paramEimSignature } ELSE THEN req EuiccPackageRequest ::= { euiccPackageSigned { eimId paramEIMId, eidValue paramEidValue, counterValue paramCounterValue, euiccPackage ecoList : { addEim paramEimConfigData } }, eimSignature paramEimSignature } END IF </pre>
---------	---

Method	MTD_EUICC_PACKAGE_GET_RAT
Description	Generate the ASN.1 EuiccPackageRequest structure according to the input parameters.
Parameter(s)	<ul style="list-style-type: none"> • paramEIMId: identifier of the eIM that issues the eUICC Package. • paramEidValue: value of EID of the targeted eUICC • paramCounterValue: used by the eIM for replay protection • paramEimSignature: Signature computed as defined in SGP.32 [3].
Details	<pre> req EuiccPackageRequest ::= { euiccPackageSigned { eimId paramEIMId, eidValue paramEidValue, counterValue paramCounterValue, euiccPackage psmoList : { getRAT : { } } }, eimSignature paramEimSignature } End if </pre>

Method	MTD_EUICC_PACKAGE_REQUEST_DELETE_EIM
Description	Generate the ASN.1 EuiccPackageRequest structure according to the input parameters.
Parameter(s)	<ul style="list-style-type: none"> • paramEIMId: identifier of the eIM that issues the eUICC Package. • paramEidValue: value of EID of the targeted eUICC • paramCounterValue: used by the eIM for replay protection • paramEimTransactionId: optional, used by the eIM to uniquely identify an RSP session • paramTargetEIMId: identifier of the eIM of which eIM Configuration Data is to be deleted • paramEimSignature: Signature computed as defined in SGP.32 [X].
Details	<pre> IF paramEimTransactionId and paramTargetEIMId are provided THEN req EuiccPackageRequest ::= { euiccPackageSigned { eimId paramEIMId, eidValue paramEidValue, counterValue paramCounterValue, eimTransactionId paramEimTransactionId, euiccPackage ecoList : { deleteEim paramTargetEIMId } }, eimSignature paramEimSignature } ELSE IF paramEimTransactionId is provided but paramTargetEIMId is not provided THEN req EuiccPackageRequest ::= { euiccPackageSigned { eimId paramEIMId, eidValue paramEidValue, counterValue paramCounterValue, eimTransactionId paramEimTransactionId, euiccPackage ecoList : { deleteEim NULL } }, eimSignature paramEimSignature } ELSE IF paramEimTransactionId is not provided but paramTargetEIMId is provided THEN req EuiccPackageRequest ::= { euiccPackageSigned { eimId paramEIMId, eidValue paramEidValue, counterValue paramCounterValue, </pre>

	<pre> euiccPackage ecoList : { deleteEim paramTargetEIMId } }, eimSignature paramEimSignature } ELSE IF paramEimTransactionId and paramTargetEIMId are not provided THEN req EuiccPackageRequest ::= { euiccPackageSigned { eimId paramEIMId, eidValue paramEidValue, counterValue paramCounterValue, euiccPackage ecoList : { deleteEim NULL } }, eimSignature paramEimSignature } END IF </pre>
--	---

Method	MTD_EUICC_PACKAGE_REQUEST_LIST_EIM
Description	Generate the ASN.1 EuiccPackageRequest structure according to the input parameters.
Parameter(s)	<ul style="list-style-type: none"> paramEIMId: identifier of the eIM that issues the eUICC Package. paramEidValue: value of EID of the targeted eUICC paramCounterValue: used by the eIM for replay protection paramEimTransactionId: optional, used by the eIM to uniquely identify an RSP session paramEimSignature: Signature computed as defined in SGP.32 [X].
Details	<pre> IF paramEimTransactionId is provided THEN req EuiccPackageRequest ::= { euiccPackageSigned { eimId paramEIMId, eidValue paramEidValue, counterValue paramCounterValue, eimTransactionId paramEimTransactionId, euiccPackage ecoList : { listEim { } } }, eimSignature paramEimSignature } ELSE THEN req EuiccPackageRequest ::= { euiccPackageSigned { eimId paramEIMId, eidValue paramEidValue, } } </pre>

	<pre> counterValue paramCounterValue, euiccPackage ecoList : { listEim : { } } }, eimSignature paramEimSignature } END IF </pre>
--	--

Method	MTD_EUICC_PACKAGE_REQUEST_LIST_PRO_FILE_INFO
Description	Generate the ASN.1 EuiccPackageRequest structure according to the input parameters.
Parameter(s)	<ul style="list-style-type: none"> • paramEIMId: identifier of the eIM that issues the eUICC Package. • paramEidValue: value of EID of the targeted eUICC • paramCounterValue: used by the eIM for replay protection • paramIccidValue: optional ICCID of target Profile. • paramIsdpAid: optional AID of the ISD-P • paramProfileClass: optional Profile Class • paramTagList: optional tagList • paramEimSignature: Signature computed as defined in SGP.32 [X].
Details	<p>IF all optional parameters are not provided Then</p> <pre> req EuiccPackageRequest ::= { euiccPackageSigned { eimId paramEIMId , eidValue paramEidValue, counterValue paramCounterValue, euiccPackage psmoList : { listProfileInfo : { } } }, eimSignature paramEimSignature } End if </pre> <p>IF paramIsdpAid is provided and the other parameters are not providedThen</p> <pre> req EuiccPackageRequest ::= { euiccPackageSigned { eimId paramEIMId , eidValue paramEidValue, counterValue paramCounterValue, euiccPackage psmoList : { listProfileInfo : { searchCriteria isdpAid : paramIsdpAid </pre>

```
    }  
  }  
},  
eimSignature paramEimSignature  
} End if  
  
IF paramIccid is provided and the other parameters are not providedThen  
  
req EuiccPackageRequest ::= {  
  euiccPackageSigned {  
    eimId paramEIMId ,  
    eidValue paramEidValue,  
    counterValue paramCounterValue,  
    euiccPackage psmoList : {  
      listProfileInfo : {  
        searchCriteria iccid : paramIccidValue  
      }  
    }  
  },  
  eimSignature paramEimSignature  
} End if  
  
IF paramProfileClass is provided and the other parameters are not providedThen  
  
req EuiccPackageRequest ::= {  
  euiccPackageSigned {  
    eimId paramEIMId,  
    eidValue paramEidValue,  
    counterValue paramCounterValue,  
    euiccPackage psmoList : {  
      listProfileInfo : {  
        searchCriteria profileClass: paramProfileClass  
      }  
    }  
  },  
  eimSignature paramEimSignature  
} End if  
  
IF tagList is provided and the other parameters are not providedThen  
  
req EuiccPackageRequest ::= {  
  euiccPackageSigned {  
    eimId paramEIMId,  
    eidValue paramEidValue,  
    counterValue paramCounterValue,  
    euiccPackage psmoList : {
```

	<pre> listProfileInfo : { tagList tagList } } }, eimSignature paramEimSignature } End if </pre>
--	---

Method	MTD_LIST_PROFILE_INFO_CHANGE_ONGOING_ERROR
Description	Generate the ASN.1 EuiccPackageRequest structure according to the input parameters.
Parameter(s)	<ul style="list-style-type: none"> paramEIMId : identifier of the eIM that issues the eUICC Package. paramEidValue: value of EID of the targeted eUICC paramCounterValue: used by the eIM for replay protection paramEimSignature: Signature computed as defined in SGP.32 [X].
Details	<pre> req EuiccPackageRequest ::= { euiccPackageSigned { eimId paramEIMId, eidValue paramEidValue, counterValue paramCounterValue, euiccPackage psmoList : { enable : { iccid ICCID_OP_PROF2 }, listProfileInfo : { searchCriteria iccid : ICCID_OP_PROF2 } } }, eimSignature paramEimSignature } End if </pre>

Method	MTD_EUICC_PACKAGE_REQUEST_UPDATE_EIM
Description	Generate the ASN.1 EuiccPackageRequest structure according to the input parameters.
Parameter(s)	<ul style="list-style-type: none"> paramEIMId : identifier of the eIM that issues the eUICC Package. paramEidValue: value of EID of the targeted eUICC paramCounterValue: used by the eIM for replay protection paramEimTransactionId: optional, used by the eIM to uniquely identify an RSP session paramEimConfigData: eIM Configuration Data to be updated paramEimSignature: Signature computed as defined in SGP.32 [X].
Details	IF paramEimTransactionId is provided THEN

	<pre> req EuiccPackageRequest ::= { euiccPackageSigned { eimId paramEIMId, eidValue paramEidValue, counterValue paramCounterValue, eimTransactionId paramEimTransactionId, euiccPackage ecoList : { updateEim paramEimConfigData } }, eimSignature paramEimSignature } ELSE THEN req EuiccPackageRequest ::= { euiccPackageSigned { eimId paramEIMId, eidValue paramEidValue, counterValue paramCounterValue, euiccPackage ecoList : { updateEim : paramEimConfigData } }, eimSignature paramEimSignature } END IF </pre>
--	---

Method	MTD_EUICC_PACKAGE_REQUEST_ENABLE
Description	Generate the ASN.1 EuiccPackageRequest structure according to the input parameters.
Parameter(s)	<ul style="list-style-type: none"> • paramEIMId: identifier of the eIM that issues the eUICC Package. • paramEidValue: value of EID of the targeted eUICC • paramCounterValue: used by the eIM for replay protection • paramTransactionId: optional, used to uniquely identify the RSP session • paramIccidValue: The ICCID of the Profile to Enable. • paramRollbackFlag: optional rollback condition • paramEimSignature: Signature computed as defined in SGP.32 [X].
Details	<p>IF TransactionId and rollbackFlag are provided Then</p> <pre> req EuiccPackageRequest ::= { euiccPackageSigned { eimId paramEIMId , eidValue paramEidValue, counterValue paramCounterValue, </pre>

```
transactionId paramTransactionId,  
euiccPackage psmoList : {  
  enable : {  
    iccid paramIccidValue,  
    rollbackFlag paramRollbackFlag  
  }  
}  
},  
eimSignature paramEimSignature  
}  
End if  
  
IF TransactionId is provided and rollbackFlag is not provided Then  
  
req EuiccPackageRequest ::= {  
  euiccPackageSigned {  
    eimId paramEIMId ,  
    eidValue paramEidValue,  
    counterValue paramCounterValue,  
    transactionId paramTransactionId,  
    euiccPackage psmoList : {  
      enable : {  
        iccid paramIccidValue,  
      }  
    }  
  },  
  eimSignature paramEimSignature  
}  
End if  
  
IF TransactionId is not provided and rollbackFlag is provided Then  
  
req EuiccPackageRequest ::= {  
  euiccPackageSigned {  
    eimId paramEIMId ,  
    eidValue paramEidValue,  
    counterValue paramCounterValue,  
    euiccPackage psmoList : {  
      enable : {  
        iccid paramIccidValue,  
        rollbackFlag paramRollbackFlag  
      }  
    }  
  },  
  eimSignature paramEimSignature  
}  
End if
```

	<p>IF TransactionId and rollbackFlag are not provided Then</p> <pre> req EuiccPackageRequest ::= { euiccPackageSigned { eimId paramEIMId , eidValue paramEidValue, counterValue paramCounterValue, euiccPackage psmoList : { enable : { iccid paramIccidValue, } } }, eimSignature paramEimSignature } End if </pre>
--	--

Method	MTD_EUICC_PACKAGE_REQUEST_DELETE
Description	Generate the ASN.1 EuiccPackageRequest structure according to the input parameters for the delete.
Parameter(s)	<ul style="list-style-type: none"> paramEIMId : identifier of the eIM that issues the eUICC Package. paramEidValue: value of EID of the targeted eUICC paramCounterValue: used by the eIM for replay protection paramTransactionId: optional, used to uniquely identify the RSP session paramIccidValue: The ICCID of the Profile to Enable. paramEimSignature: Signature computed as defined in SGP.32 [X].
Details	<p>IF paramTransactionId is provided</p> <pre> req EuiccPackageRequest ::= { euiccPackageSigned { eimId paramEIMId , eidValue paramEidValue, eimTransactionId paramTransactionId, counterValue paramCounterValue, euiccPackage psmoList : { delete : { iccid paramIccidValue } } }, eimSignature paramEimSignature } Else req EuiccPackageRequest ::= { euiccPackageSigned { </pre>

	<pre> eimId paramEIMId , eidValue paramEidValue, counterValue paramCounterValue, euiccPackage psmoList : { delete : { iccid paramIccidValue } }, eimSignature paramEimSignature } End If </pre>
--	---

Method	MTD_EUICC_PKG_ERROR_UNSIGNED
Description	Generate the ASN.1 EuiccPackageResult structure for euiccPackageErrorUnsigned
Parameter(s)	<ul style="list-style-type: none"> paramEIMId: eIMId to be returned
Details	<pre> resp EuiccPackageResult ::= euiccPackageErrorUnsigned : { eimId [0] paramEIMId } </pre>

Method	MTD_EUICC_PKG_REQUEST_INVALID_ECO
Description	Generate the ASN.1 EuiccPackageRequest structure according to the input parameters.
Parameter(s)	<ul style="list-style-type: none"> • paramEIMId : identifier of the eIM that issues the eUICC Package. • paramEidValue: value of EID of the targeted eUICC • paramCounterValue: used by the eIM for replay protection • paramEimTransactionId: optional, used by the eIM to uniquely identify an RSP session • paramInvalidEcoCommand: Invalid Eco command • paramEimSignature: Signature computed as defined in SGP.32 [X].
Details	<pre> IF paramEimTransactionId is provided THEN req EuiccPackageRequest ::= { euiccPackageSigned { eimId paramEIMId, eidValue paramEidValue, counterValue paramCounterValue, eimTransactionId paramEimTransactionId, euiccPackage ecoList : { paramInvalidEcoCommand } }, eimSignature paramEimSignature } ELSE THEN req EuiccPackageRequest ::= { euiccPackageSigned { eimId paramEIMId, eidValue paramEidValue, counterValue paramCounterValue, euiccPackage ecoList : { paramInvalidEcoCommand } }, eimSignature paramEimSignature } END IF </pre>

Method	MTD_EUICC_PKG_REQUEST_INVALID_PSMO
Description	Generate the ASN.1 EuiccPackageRequest structure according to the input parameters.
Parameter(s)	<ul style="list-style-type: none"> • paramEIMId : identifier of the eIM that issues the eUICC Package. • paramEidValue: value of EID of the targeted eUICC • paramCounterValue: used by the eIM for replay protection • paramEimTransactionId: optional, used by the eIM to uniquely identify an RSP session • paramInvalidPsmoCommand: Invalid Psmo command • paramEimSignature: Signature computed as defined in SGP.32 [X].
Details	<pre> IF paramEimTransactionId is provided THEN req EuiccPackageRequest ::= { euiccPackageSigned { eimId paramEIMId, eidValue paramEidValue, counterValue paramCounterValue, eimTransactionId paramEimTransactionId, euiccPackage psmoList : { paramInvalidPsmoCommand } }, eimSignature paramEimSignature } ELSE THEN req EuiccPackageRequest ::= { euiccPackageSigned { eimId paramEIMId, eidValue paramEidValue, counterValue paramCounterValue, euiccPackage psmoList : { paramInvalidPsmoCommand } }, eimSignature paramEimSignature } END IF </pre>

Method	MTD_EUICC_PKG_ERROR_SIGNED
Description	Generate the ASN.1 EuiccPackageResult structure euiccPackageErrorSigned.
Parameter(s)	<ul style="list-style-type: none"> • paramEuiccPackageResultErrorCode: The Package Result Error code (Mandatory)

Details	<pre> resp EuiccPackageResult ::= euiccPackageErrorSigned : { euiccPackageErrorDataSigned { eimId <S_EIM_ID>, counterValue <S_COUNTER_VALUE>, euiccPackageErrorCode paramEuiccPackageResultErrorCode }, euiccSignEPE <EUICC_SIGNATURE> } </pre>
---------	---

Method	MTD_EUICC_PKG_TERMINATED
Description	Generate the ASN.1 EuiccPackageResult structure euiccPackageResultSigned with the provided termination error code.
Parameter(s)	<ul style="list-style-type: none"> paramProcessingTerminationCode: The error code that terminated the processing of an eUICC Package (Mandatory)
Details	<pre> resp EuiccPackageResult ::= euiccPackageResultSigned : { euiccPackageResultDataSigned { eimId <S_EIM_ID>, counterValue <S_COUNTER_VALUE>, seqNumber SEQ_NUMBER, euiccResult { processingTerminated : paramProcessingTerminationCode } }, euiccSignEPR <EUICC_SIGNATURE> } </pre>

Method	MTD_GET_CERTS_REQUEST
Description	Generate the ASN.1 GetCerts structure
Parameter(s)	<ul style="list-style-type: none"> paramEuiccCiPkId: Id of the targeted eUICC CI PKI (Optional)
Details	<pre> GetCertsRequest ::= { euiccCiPkId paramEuiccCiPkiId } </pre>

Method	MTD_GET_EIM
Description	Generate the ASN.1 GetEimRequest structure.
Parameter(s)	<ul style="list-style-type: none">
Details	<pre> GetEimConfigurationDataRequest ::= { } </pre>

Method	MTD_GET_PROFILE_INFO
Description	Generate the ASN.1 ProfileInfoListRequest according to the input parameters
Parameter(s)	<ul style="list-style-type: none"> paramIccidValue: The ICCID of the Profile paramIsdpAidValue: The ISD-P AID of the Profile <p>Either paramIccidValue or paramIsdpAidValue is passed as a parameter.</p>
Details	<p>IF paramIccidValue is provided Then</p> <pre>req ProfileInfoListRequest ::= { searchCriteria iccid: paramIccidValue }</pre> <p>Else</p> <pre>req ProfileInfoListRequest ::= { searchCriteria isdpAid: paramIsdpAidValue }</pre> <p>End If</p>

Method	MTD_PROFILE_ROLLBACK_REQUEST
Description	Generate the ASN.1 ProfileRollbackRequest according to the input parameters.
Parameter(s)	<ul style="list-style-type: none"> paramRefreshFlag: indicating whether REFRESH is required
Details	<pre>ProfileRollbackRequest ::= { refreshFlag paramRefreshFlag }</pre>

Method	MTD_REMOVE_NOTIF
Description	Constructs the command data for RemoveNotificationFromList
Parameter(s)	<ul style="list-style-type: none"> paramSeqNumber: the sequence number to be removed
Details	<pre>request NotificationSentRequest ::= { seqNumber paramSeqNumber }</pre>

Method	MTD_RETRIEVE_NOTIF_SEQ_NUM
Description	Constructs the command data for RetrieveNotificationsList filtered by sequence number
Parameter(s)	<ul style="list-style-type: none"> paramSeqNumber: the sequence number to be retrieved
Details	<pre>request RetrieveNotificationsListRequest ::= { searchCriteria seqNumber paramSeqNumber }</pre>

Method	MTD_SEND_SMS_PP
Description	Generate and send an envelope SMS-PP download to the MNO-SD
Parameter(s)	<ul style="list-style-type: none"> paramApduList: the list of APDUs (plain) to send
Details	<p>Generate and send the following envelope:</p> <pre> 80 C2 00 00 <L> D1 <L> 02 02 83 81 -- Device identity Tag 06 07 91 33 86 09 40 00 F0 -- Address Tag (TON/NPI/..) 0B <L> -- SMS TPDU 44 -- SMS-DELIVER 05 85 02 13 F2 -- TP-Originating-Address 7F -- TP-Protocol-Identifier F6 -- TP-Data-Coding-Scheme 71 30 12 41 55 74 40 -- TP-Service-Centre-Time-Stamp <L> -- TP-User-Data-Length 02 -- User-Data-Header-Length 70 -- IEIa 00 -- IEIDLa <L> -- Command Packet Length (2 bytes) <L> -- Command Header Length (1 byte) 12 21 -- SPI 00 -- KIC 15 -- KID (SCP80 Keypset version 0x01 in Triple DES) B2 01 00 -- MNO-SD TAR <MNO_SCP80_COUNTER> 00 -- Padding Counter <CC> -- Cryptographic checksum <C_APDUS_SCRIPT> -- Command APDUs script <C_APDUS_SCRIPT> SHALL contain the paramApduList (i.e. each APDU is named <APDU1>; <APDU2>; ...; <APDU<math>n</math>> here after) formatted as an expanded structure with definite length as defined in ETSI TS 102 226 [14]: AA <L> 22 <L> <APDU1> 22 <L> <APDU2> ... 22 <L> <APDU<math>n</math>> The Cryptographic checksum <math>\langle CC \rangle</math> SHALL be generated in Triple DES (outer-CBC mode using two different keys) with the #MNO_SCP80_AUTH_KEY as defined in ETSI TS 102 225 [13]. If the command packet length is higher than 140 bytes, it SHALL be sent over several envelopes: SMS concatenation as defined in 3GPP TS 23.040 [22] SHALL be used.</pre>

Method	MTD_SELECT
Description	Generates the SELECT command as defined in GlobalPlatform Card Specification [9].
Parameter(s)	<ul style="list-style-type: none"> paramAID: the AID to select
Details	<ul style="list-style-type: none"> CLA = 0x or 4x (x = <CHANNEL_NUMBER>) INS = A4 P1 = 04 P2 = 00 LC = <L> paramAID LE = 00

Method	MTD_STORE_DATA
Description	Generates the STORE DATA command (Case 4) as defined in GlobalPlatform Card Specification [9].
Parameter(s)	<ul style="list-style-type: none"> paramCommandData: the command data
Details	<ul style="list-style-type: none"> CLA = 8x or Cx (x = <CHANNEL_NUMBER>) INS = E2 P1 = 91 P2 = 00 LC = <L> paramCommandData LE = 00

Method	MTD_STORE_DATA_SCRIPT
Description	Generate (multiple) STORE DATA command(s) by breaking the data into smaller components (if needed) for transmission.
Parameter(s)	<ul style="list-style-type: none"> paramTLVDataToTransmit: TLVs array or single TLV to transfer to the eUICC paramCase4Command (optional parameter, default value = TRUE): TRUE if the APDU is a Case 4 command, FALSE if the APDU is a Case 3 command
Details	<p>For each element of paramTLVDataToTransmit</p> <p>If the size of the element is greater than 255 bytes, split the element in several blocks of 255 bytes. The last block MAY be shorter. Each block is named <DATA_SUB_PART> here after.</p> <p>If the element is up to 255 bytes, <DATA_SUB_PART> contains the value of the element.</p> <p>The bit b1 of P1 in the STORE DATA commands is named <B1_P1> here after and is defined as below:</p> <pre> If paramCase4Command = TRUE Then <B1_P1> = 1 Else <B1_P1> = 0 End If </pre> <p>Set <STORE_DATA_BLOCK_NUM> to 0</p> <p>For each <DATA_SUB_PART></p>

	<p>If <DATA_SUB_PART> is an intermediate part, generate the following STORE DATA:</p> <ul style="list-style-type: none"> - CLA = 8x or Cx (x = <CHANNEL_NUMBER>) - INS = E2 - P1 = 1x (x = <B1_P1>) - P2 = <STORE_DATA_BLOCK_NUM> - LC = <L> - <DATA_SUB_PART> - LE = 00 -- present only if paramCase4Command = TRUE <p>If <DATA_SUB_PART> is the last part, generate the following STORE DATA:</p> <ul style="list-style-type: none"> - CLA = 8x or Cx (x = <CHANNEL_NUMBER>) - INS = E2 - P1 = 9x (x = <B1_P1>) - P2 = <STORE_DATA_BLOCK_NUM> - LC = <L> - <DATA_SUB_PART> - LE = 00 -- present only if paramCase4Command = TRUE <p>Increase the <STORE_DATA_BLOCK_NUM> by 1</p> <p>End</p> <p>End</p>
--	--

C.2 Procedures

		Procedure	PROC_EUICC_INITIALIZATION_SEQUENCE
		Description	Initialize communication between the S_Device and the eUICC.
Step	Direction	Sequence / Description	Expected result
1	S_Device → eUICC	RESET	ATR present
2	S_Device → eUICC	[SELECT_MF]	FCP Template present SW=0x9000
3	S_Device → eUICC	[TERMINAL_CAPABILITY_IPAd]	SW=0x9000
4	S_Device → eUICC	[TERMINAL_PROFILE]	Toolkit initialization THEN SW=0x9000

		Procedure	PROC_OPEN_LOGICAL_CHANNEL_AND_SELECT_ISDR
		Description	The LPAd opens a logical channel and selects the ISD-R.
Step	Direction	Sequence / Description	Expected result
1	S_IPAd → eUICC	[MANAGE_CHANNEL_OPEN]	Extract the <CHANNEL_NUMBER> from response data SW=0x9000
2	S_IPAd → eUICC	MTD_SELECT(#ISD_R_AID)	SW=0x9000

		Procedure	PROC_EUICC_INITIALIZATION_SEQUENCE_eUICCProfileStateCh anged
		Description	Initialize communication between the S_Device and the eUICC.
Step	Direction	Sequence / Description	Expected result
1	S_Device → eUICC	RESET	ATR returned by eUICC

2	S_Device → eUICC	[SELECT_MF]	FCP Template present SW=0x9000
3	S_Device → eUICC	[TERMINAL_CAPABILITY_IPAd]	SW=0x9000
4	S_Device → eUICC	[TERMINAL_PROFILE_eUICCProfileStateChange]	Toolkit initialization THEN SW=0x9000

Annex D Commands And Responses

D.1 ES10x Requests And Responses

D.1.1 ES10x Requests

Name	Content
EUICC_MEMORY_RESET_OP_PRO	-- as defined in SGP.23 [8]
GET_EUICC_CONFIGURED_ADDRESSES	-- as defined in SGP.23 [8]
GET_EUICC_INFO1	-- As defined in SGP.23 [8] request GetEuiiccInfo1Request ::= { }
GET_EUICC_INFO2	-- as defined in SGP.23 [8]
GET_PROFILES_INFO_ALL	request ProfileInfoListRequest ::= { }
GET_PROFILES_INFO_TAGLIST1	-- as defined in SGP.23 [8]
GET_PROFILES_INFO_TAGLIST2	request ProfileInfoListRequest ::= { tagList '9F70'H -- State }
GET_PROFILES_INFO_TAGLIST3	-- as defined in SGP.23 [8]
GET_PROFILES_INFO_TAGLIST4	-- as defined in SGP.23 [8]
GET_PROFILES_INFO_OPTAGLIST1	-- as defined in SGP.23 [8]
GET_PROFILES_INFO_OPTAGLIST2	request ProfileInfoListRequest ::= { searchCriteria profileClass: operational, tagList '9F70'H -- State }
GET_PROFILES_INFO_OPTAGLIST3	-- as defined in SGP.23 [8]
GET_PROFILES_INFO_OPTAGLIST4	-- as defined in SGP.23 [8]
GET_PROFILES_INFO_ICCID_TAGLIST1	-- as defined in SGP.23 [8]
GET_PROFILES_INFO_ICCID_TAGLIST2	-- as defined in SGP.23 [8]

GET_PROFILES_INFO_ICCID_TAGLIST3	-- as defined in SGP.23 [8]
GET_PROFILES_INFO_ICCID_TAGLIST4	-- as defined in SGP.23 [8]
GET_PROFILES_INFO_ICCID_TAGLIST5	-- as defined in SGP.23 [8]
GET_RAT	-- as defined in SGP.23 [8]
RETRIEVE_NOTIF_ALL	-- as defined in SGP.23 [8]

D.1.2 ES10x Responses

Name	Content
ADD_INITIAL_EIM_RES_OK	addInitialEimOk { addOk }
ADD_INITIAL_EIM_ERR_EIM_ALREADY_EXISTS	addInitialEimError { associatedEimAlreadyExists }
ADD_INITIAL_EIM_ERR_UNKNOWN_CI	addInitialEimError { ciPKUnknown }
ADD_INITIAL_EIM_ERR_CNTR_OUT_OF_RANGE	addInitialEimError { counterValueOutOfRange }
CONFIG_IMMEDIATE_ENABLE_RES_OK	response ConfigureImmediateProfileEnablingResponse ::= { configImmediateEnableResult 0 }
CONFIG_IMMEDIATE_ENABLE_RES_ASSOCIATED_EIM_ALREADY_EXISTS	response ConfigureImmediateProfileEnablingResponse ::= { configImmediateEnableResult 2 }
DELETE_PROFILE_ICCID_NOT_FOUND	euiccPackageResultDataSigned { eimId paramEIMId, counterValue paramCounterValue, seqNumber SEQ_NUMBER, euiccResult { deleteResult : 1 } }, euiccSignEPR paramEimSignature
DELETE_PROFILE_ICCID_NOT_IN_DISABLE_STATE	euiccPackageResultDataSigned { eimId paramEIMId, counterValue paramCounterValue,

	<pre>seqNumber SEQ_NUMBER, euiccResult { deleteResult : 2 } }, euiccSignEPR paramEimSignature</pre>
DELETE_RES_OK_1	<pre>euiccPackageResultDataSigned { eimId paramEIMID, counterValue paramCounterValue, seqNumber SEQ_NUMBER, euiccResult { deleteResult: 0 } }, euiccSignEPR paramEimSignature</pre>
DELETE_RES_OK_2	<pre>euiccPackageResultDataSigned { eimId paramEIMID, counterValue paramCounterValue, eimTransactionId S_EIM_TRANSACTION_ID, seqNumber SEQ_NUMBER, euiccResult { deleteResult: 0 } }, euiccSignEPR paramEimSignature</pre>
DISABLE_RES_OK_1	<pre>euiccPackageResultDataSigned { eimId paramEIMID, counterValue paramCounterValue, seqNumber SEQ_NUMBER, euiccResult { disableResult : 0 } }, euiccSignEPR EUICC_SIGN_EPR</pre>
DISABLE_RES_OK_2	<pre>euiccPackageResultDataSigned { eimId paramEIMID, counterValue paramCounterValue, eimTransactionId S_EIM_TRANSACTION_ID, seqNumber SEQ_NUMBER, euiccResult { disableResult : 0 } }, euiccSignEPR EUICC_SIGN_EPR</pre>

<p>DISABLE_RES_PROFILE_ICCID_NOT_FOUND</p>	<pre> euiccPackageResultDataSigned { eimId paramEIMId, counterValue paramCounterValue, seqNumber SEQ_NUMBER, euiccResult { disableResult : 1 } }, euiccSignEPR EUICC_SIGN_EPR </pre>
<p>DISABLE_RES_PROFILE_NOT_IN_ENABLED_STATE</p>	<pre> euiccPackageResultDataSigned { eimId paramEIMId, counterValue paramCounterValue, seqNumber SEQ_NUMBER, euiccResult { disableResult : 2 } }, euiccSignEPR EUICC_SIGN_EPR </pre>
<p>ENABLE_RES_OK_1</p>	<pre> euiccPackageResultDataSigned { eimId paramEIMId, counterValue paramCounterValue, seqNumber SEQ_NUMBER, euiccResult { enableResult : 0 } }, euiccSignEPR EUICC_SIGN_EPR </pre>
<p>ENABLE_RES_OK_2</p>	<pre> euiccPackageResultDataSigned { eimId paramEIMId, counterValue paramCounterValue, eimTransactionId S_EIM_TRANSACTION_ID, seqNumber SEQ_NUMBER, euiccResult { enableResult : 0 } }, euiccSignEPR EUICC_SIGN_EPR </pre>
<p>ENABLE_RES_PROFILE_ICCID_NOT_FOUND</p>	<pre> euiccPackageResultDataSigned { eimId paramEIMId, counterValue paramCounterValue, seqNumber SEQ_NUMBER, euiccResult { enableResult : 1 } }, euiccSignEPR EUICC_SIGN_EPR </pre>
<p>ENABLE_RES_PROFILE_NOT_IN_DISABLE_STATE</p>	<pre> euiccPackageResultDataSigned { eimId paramEIMId, counterValue paramCounterValue, seqNumber SEQ_NUMBER, </pre>

	<pre> euiccResult { enableResult : 2 } }, euiccSignEPR EUICC_SIGN_EPR </pre>
ENABLE_RES_PROFILE_UNDEFINED_ERROR	<pre> euiccPackageResultDataSigned { eimId paramEIMId, counterValue paramCounterValue, seqNumber SEQ_NUMBER, euiccResult { enableResult : 127 } }, euiccSignEPR EUICC_SIGN_EPR </pre>
ENABLE_RES_ROLLBACK_NOT_AVAILABLE	<pre> euiccPackageResultDataSigned { eimId paramEIMId, counterValue paramCounterValue, seqNumber SEQ_NUMBER, euiccResult { enableResult : 20 } }, </pre>
IMMEDIATE_ENABLE_RESULT_OK	<pre> immediateEnableResult 0 </pre>
IMMEDIATE_ENABLE_RESULT_IMMEDIATE_ENABLE_NOT_AVAILABLE	<pre> immediateEnableResult 1 </pre>
IMMEDIATE_ENABLE_RESULT_NO_SESSION_CONTEXT	<pre> immediateEnableResult 4 </pre>
GET_CERTS_RES_OK	<pre> certs { eumCertificate #CERT_EUM_SIG, euiccCertificate #CERT_EUICC_SIG } </pre>
GET_CERTS_ERR_UNKNOWN_CI	<pre> getCertsError { invalidCiPKId } </pre>
EIM_CONFIG_DATA_LIST_EMPTY	<pre> eimConfigurationDataList {} </pre>
EIM_CONFIG_DATA_LIST1	<pre> eimConfigurationDataList { { eimId #TEST_EIM_ID1, eimFqdn #EIM_FQDN_NAME, eimIdType 3, -- proprietary eimSupportedProtocol 4, -- proprietary eimPublicKeyData #EIM_PUBLIC_KEY_DATA_PK } } </pre>

EIM_CONFIG_DATA_LIST2	<pre>eimConfigurationDataList { { eimId #TEST_EIM_ID1, eimFqdn #EIM_FQDN_NAME, eimIdType 3, -- proprietary eimSupportedProtocol 4, -- proprietary eimPublicKeyData #EIM_PUBLIC_KEY_DATA_PK }, { eimId #TEST_EIM_ID2, eimFqdn #EIM_FQDN_NAME, eimIdType 3, -- proprietary eimSupportedProtocol 4, -- proprietary eimPublicKeyData #EIM_PUBLIC_KEY_DATA_PK } }</pre>
LOAD_EUICC_PKG_ERR_EID	{ invalidEid }
LOAD_EUICC_PKG_ERR_LOW_CNTR	{ replayError }
LOAD_EUICC_PKG_ERR_UNKNOWN_CMD	{ unknownOrDamagedCommand }
PACKAGE_RES_ERROR_CODE_REPLAY_ERROR	<pre>euiccPackageErrorDataSigned { eimId paramEIMId, counterValue paramCounterValue, euiccPackageErrorCode 4 }, euiccSignEPE EUICC_SIGN_EPR</pre>
PPRS_ALLOWED (ProfilePolicyAuthorisationRule)	-- as defined in SGP.23[XX]
PROFILE_INFO1 (ProfileInfo)	<pre>{ iccid #ICCID_OP_PROF1, isdpAid <ISD_P_AID1>, profileState enabled, serviceProviderName #SP_NAME1, profileName #NAME_OF_PROF1, iconType png, icon #ICON_OP_PROF1, profileClass operational }</pre>

<p>PROFILE_INFO1_DISABLED (ProfileInfo)</p>	<pre>{ iccid #ICCID_OP_PROF1, isdpAid <ISD_P_AID1>, profileState disabled, serviceProviderName #SP_NAME1, profileName #NAME_OP_PROF1, iconType png, icon #ICON_OP_PROF1, profileClass operational }</pre>
<p>PROFILE_INFO1_LISTPROFILE</p>	<pre>{ iccid #ICCID_OP_PROF1, isdpAid <ISD_P_AID1>, profileState enabled, serviceProviderName #SP_NAME1, profileName #NAME_OP_PROF1, profileClass operational, ecallIndication FALSE, -- OPTIONAL fallbackAttribute FALSE, -- OPTIONAL fallbackAllowed FALSE -- OPTIONAL }</pre>
<p>PROFILE_INFO2 (ProfileInfo)</p>	<pre>{ iccid #ICCID_OP_PROF2, isdpAid <ISD_P_AID2>, profileState disabled, serviceProviderName #SP_NAME2, profileName #NAME_OP_PROF2, iconType png, icon #ICON_OP_PROF2, profileClass operational, }</pre>
<p>PROFILE_INFO2_LISTPROFILE</p>	<pre>{ iccid #ICCID_OP_PROF2, isdpAid <ISD_P_AID2>, profileState disabled, serviceProviderName #SP_NAME2, profileName #NAME_OP_PROF2, profileClass operational, ecallIndication FALSE, -- OPTIONAL fallbackAttribute FALSE, -- OPTIONAL fallbackAllowed FALSE -- OPTIONAL }</pre>

<p>PROFILE_INFO3 (ProfileInfo)</p>	<pre>{ iccid #ICCID_OP_PROF3, isdpAid <ISD_P_AID3>, profileState disabled, serviceProviderName #SP_NAME3, profileName #NAME_OP_PROF3, iconType png, icon #ICON_OP_PROF3, profileClass operational }</pre>
<p>PROFILE_INFO3_LISTPROFILE</p>	<pre>{ iccid #ICCID_OP_PROF3, isdpAid <ISD_P_AID3>, profileState disabled, serviceProviderName #SP_NAME3, profileName #NAME_OP_PROF3, profileClass operational, ecallIndication FALSE, -- OPTIONAL fallbackAttribute FALSE, -- OPTIONAL fallbackAllowed FALSE -- OPTIONAL }</pre>
<p>PROFILE_INFO2_ENABLED (ProfileInfo)</p>	<pre>{ iccid #ICCID_OP_PROF2, isdpAid <ISD_P_AID2>, profileState enabled, serviceProviderName #SP_NAME2, profileName #NAME_OP_PROF2, iconType png, icon #ICON_OP_PROF2, profileClass operational }</pre>
<p>PROFILE_ROLLBACK_RES_OK</p>	<pre>cmdResult : 0, eUICCPackageResult { euiccPackageResultDataSigned { eimId #TEST_EIM_ID1, counterValue S_COUNTER_VALUE, seqNumber SEQ_NUMBER, euiccResult { enableResult : 0, rollbackResult : 0 } }, euiccSignEPR EUICC_SIGN_EPR }</pre>
<p>PROFILE_ROLLBACK_RES_CATBUSY</p>	<pre>cmdResult : 5</pre>
<p>PROFILE_ROLLBACK_RES_ROLLBACK_NOT_ALLOWED</p>	<pre>cmdResult : 1</pre>

PROFILE_INFO_TAG_LIST	<pre>listProfileInfoResult : profileInfoListOk : { { isdpAid ISD_P_AID1, profileName NAME_OP_PROF1 }, { isdpAid ISD_P_AID2, profileName NAME_OP_PROF2 } { isdpAid ISD_P_AID3, profileName NAME_OP_PROF3 } }</pre>
PROFILES_INFO_ICCID_TAGLIST1 (ProfileInfo)	-- as defined in SGP.23 [8]
PROFILES_INFO_ICCID_TAGLIST2 (ProfileInfo)	-- as defined in SGP.23 [8]
PROFILES_INFO_ICCID_TAGLIST3 (ProfileInfo)	-- as defined in SGP.23 [8]
PROFILES_INFO_ICCID_TAGLIST4 (ProfileInfo)	-- as defined in SGP.23 [8]
PROFILES_INFO_ICCID_TAGLIST5 (ProfileInfo)	-- as defined in SGP.23 [8]
PROFILES_INFO_TAGLIST1 (ProfileInfo)	-- as defined in SGP.23 [8]
PROFILES_INFO_TAGLIST2 (ProfileInfo)	<pre>{ profileState enabled }, { profileState disabled }, { profileState disabled }</pre>
PROFILES_INFO_TAGLIST3 (ProfileInfo)	-- as defined in SGP.23 [8]
PROFILES_INFO_TAGLIST4 (ProfileInfo)	-- as defined in SGP.23 [8]
PROFILES_INFO_TAGLIST_ICCID (ProfileInfo)	-- as defined in SGP.23 [8]
PROFILES_INFO_TAGLIST_ICON	-- as defined in SGP.23 [8]
PROFILES_INFO_TAGLIST_PROFILE_NAME (ProfileInfo)	-- as defined in SGP.23 [8]
PROFILES_INFO_TAGLIST_PROFILE_OWNER (ProfileInfo)	-- as defined in SGP.23 [8]

PROFILES_INFO_TAGLIST_SP_NAME (ProfileInfo)	-- as defined in SGP.23 [8]
PROFILES_INFO_TAGLIST_SMDP_PROP_DATA (ProfileInfo)	-- as defined in SGP.23 [8]
R_DEFAULT_RAT	-- as defined in SGP.23 [8]
R_ES10a_GECA_DS_DP_1	-- as defined in SGP.23 [8]
R_EUICC_INFO1	-- As defined in SGP.23 [xx] response EUICCInfo1 ::= { svn <ANY_SVN> euiccCiPKidListForVerification <EUICC_CI_PK_ID_LIST_FOR_VERIFICATION>, euiccCiPKidListForSigning <EUICC_CI_PK_ID_LIST_FOR_SIGNING> }
R_EUICC_MEMORY_RESET_OK	-- as defined in SGP.23 [8]
R_ISDR_SELECTION_IPAS	resp ISDRProprietaryApplicationTemplateIoT ::= { euiccConfiguration <ANY_2BIT> }
R_RETRIEVE_NOTIF_NONE	-- as defined in SGP.23 [8]
R_RETRIEVE_NOTIF_DE1	-- as defined in SGP.23 [8]
R_RETRIEVE_NOTIF_DI1	-- as defined in SGP.23 [8]
R_RETRIEVE_NOTIF_DI1_DE1	-- as defined in SGP.23 [8]
R_RETRIEVE_NOTIF_EN1	-- as defined in SGP.23 [8]
R_RETRIEVE_NOTIF_EN1_IN2_PIR	-- as defined in SGP.23 [8]
R_RETRIEVE_NOTIF_IN1	-- as defined in SGP.23 [8]
R_RETRIEVE_NOTIF_IN1_EN1	-- as defined in SGP.23 [8]
R_RETRIEVE_NOTIF_IN1_IN1_PIR	-- as defined in SGP.23 [8]
R_RETRIEVE_NOTIF_IN1_PIR	-- as defined in SGP.23 [8]
R_RETRIEVE_NOTIF_IN1_PIR_EN1	-- as defined in SGP.23 [8]
R_RETRIEVE_NOTIF_IN1_PIR_IN2_PIR	-- as defined in SGP.23 [8]
R_RETRIEVE_NOTIF_IN2_PIR	-- as defined in SGP.23 [8]

D.2 APDU

D.2.1 APDU Commands

Name	Content
GET_MNO_SD	- CLA = 80, INS = F2, P1 = 80, P2 = 02, LC = <L> - Data = 4F 00 - LE = 00
MANAGE_CHANNEL_OPEN	- CLA = 00, INS = 70, P1 = 00, P2 = 00, LE = 01
READ_BINARY	- CLA = 00, INS = B0, P1 = 00, P2 = 00, LE = <L>
SELECT_ICCID	- CLA = 00, INS = A4, P1 = 00, P2 = 0C, LC = 02 - Data = 2F E2
SELECT_MF	- CLA = 00, INS = A4, P1 = 00, P2 = 04, LC = <L> - Data = 3F 00 - LE = 00
SELECT_USIM	- CLA = 00, INS = A4, P1 = 04, P2 = 04, LC = <L> - Data = #USIM_AID - LE = 00
TERMINAL_CAPABILITY_IPAd	- CLA = 80, INS = AA, P1 = 00, P2 = 00, LC = <L> - Data = A9 05 81 00 84 01 01
TERMINAL_PROFILE	- CLA = 80, INS = 10, P1 = 00, P2 = 00, LC = <L> - Data = FF FF FF FF 7F 9D 00 DF BF 00 00 1F E2 00 00 00 C7 EB 00 00 00 01 68 00 50 00 00 00 00 02 00
TERMINAL_PROFILE_eUICCProfileStateChanged	- CLA = 80, INS = 10, P1 = 00, P2 = 00, LC = <L> - Data = FF FF FF FF FF FF 1F FF FF 03 02 FF FF 9F FF EF DF FF 0F FF 0F FF FF 0F FF 03 00 3F 7F FF 03 FF FF 20

D.2.2 R-APDU Chaining

During the execution of all sequences related to the eUICC testing (i.e. section 4.2), for commands where the response exceeds 256 bytes, the chaining mechanism defined in ISO/IEC 7816-4 [7], using the 61XX status word and multiple GET RESPONSE commands, SHALL be used.

As an example, the following generic sequence, which describes this mechanism, SHALL apply.

Step	Direction	Sequence / Description	Result
1	OCE → eUICC	Send APDU command on logical channel x	<R_APDU_PART1> SW=0x61XX
2	OCE → eUICC	Send [GET_RESPONSE] on logical channel x with LE='XX'	<R_APDU_PART2> SW=0x61XX
3	OCE → eUICC	Send [GET_RESPONSE] on logical channel x with LE='XX'	<R_APDU_PART3> SW=0x61XX
4	OCE → eUICC	Send [GET_RESPONSE] on logical channel x with LE='XX'	<R_APDU_PART4> SW=0x9000 The complete response is the result of the concatenation of all R-APDUs from <R_APDU_PART1> to <R_APDU_PART4>

D.3 ESep Requests And Responses

D.3.1 ESep Responses

Name	Content
ADD_EIM_RES_ASSOCIATED_EIM_ALREADY_EXISTS	<pre> euiccPackageResultDataSigned { eimId paramEIMId, counterValue paramCounterValue, seqNumber SEQ_NUMBER, euiccResult : { addEimResult addEimResultCode : 2 } }, euiccSignEPR EUICC_SIGN_EPR </pre>
ADD_EIM_RES_ERR_CI_PK_UNKNOWN	<pre> euiccPackageResultDataSigned { eimId paramEIMId, counterValue paramCounterValue, seqNumber SEQ_NUMBER, euiccResult : { addEimResult addEimResultCode : 3 } }, euiccSignEPR EUICC_SIGN_EPR </pre>
ADD_EIM_RES_ERR_COMMAND_ERROR	<pre> euiccPackageResultDataSigned { eimId paramEIMId, counterValue paramCounterValue, seqNumber SEQ_NUMBER, euiccResult : { addEimResult addEimResultCode : 7 } }, euiccSignEPR EUICC_SIGN_EPR </pre>

<p>ADD_EIM_RES_ERR_COUNTER_OUT_OF_RANGE</p>	<pre>euiccPackageResultDataSigned { eimId paramEIMId, counterValue paramCounterValue, seqNumber SEQ_NUMBER, euiccResult : { addEimResult addEimResultCode : 6 } }, euiccSignEPR EUICC_SIGN_EPR</pre>
<p>ADD_EIM_RES_OK_1</p>	<pre>euiccPackageResultDataSigned { eimId paramEIMId, counterValue paramCounterValue, seqNumber SEQ_NUMBER, euiccResult : { addEimResult addEimResultCode : 0 } }, euiccSignEPR EUICC_SIGN_EPR</pre>
<p>ADD_EIM_RES_OK_2</p>	<pre>euiccPackageResultDataSigned { eimId paramEIMId, counterValue paramCounterValue, eimEimTransactionId S_EIM_TRANSACTION_ID, seqNumber SEQ_NUMBER, euiccResult : { addEimResult addEimResultCode : 0 } }, euiccSignEPR EUICC_SIGN_EPR</pre>
<p>DELETE_EIM_RES_ERR_COMMAND_ERROR</p>	<pre>euiccPackageResultDataSigned { eimId paramEIMId, counterValue paramCounterValue, seqNumber SEQ_NUMBER, euiccResult : { deleteEimResult : 7 } }, euiccSignEPR EUICC_SIGN_EPR</pre>
<p>DELETE_EIM_RES_ERR_EIM_NOT_FOUND</p>	<pre>euiccPackageResultDataSigned { eimId paramEIMId, counterValue paramCounterValue, seqNumber SEQ_NUMBER, euiccResult : { deleteEimResult : 1 } }, euiccSignEPR EUICC_SIGN_EPR</pre>

DELETE_EIM_RES_ERR_LAST_EIM_DELETED	<pre> euiccPackageResultDataSigned { eimId paramEIMId, counterValue paramCounterValue, seqNumber SEQ_NUMBER, euiccResult : { deleteEimResult : 2 } }, euiccSignEPR EUICC_SIGN_EPR </pre>
DELETE_EIM_RES_OK_1	<pre> euiccPackageResultDataSigned { eimId paramEIMId, counterValue paramCounterValue, seqNumber SEQ_NUMBER, euiccResult : { deleteEimResult : 0 } }, euiccSignEPR EUICC_SIGN_EPR </pre>
DELETE_EIM_RES_OK_2	<pre> euiccPackageResultDataSigned { eimId paramEIMId, counterValue paramCounterValue, eimEimTransactionId S_EIM_TRANSACTION_ID, seqNumber SEQ_NUMBER, euiccResult : { deleteEimResult : 0 } }, euiccSignEPR EUICC_SIGN_EPR </pre>
LIST_EIM_RES_OK_1	<pre> euiccPackageResultDataSigned { eimId paramEIMId, counterValue paramCounterValue, seqNumber SEQ_NUMBER, euiccResult : { listEim : { LIST_EIM_RESULT } } }, euiccSignEPR EUICC_SIGN_EPR </pre>
LIST_EIM_RES_OK_2	<pre> euiccPackageResultDataSigned { eimId paramEIMId, counterValue paramCounterValue, eimEimTransactionId S_EIM_TRANSACTION_ID, seqNumber SEQ_NUMBER, euiccResult : { listEim : { LIST_EIM_RESULT } } }, euiccSignEPR EUICC_SIGN_EPR </pre>

UPDATE_EIM_RES_ERR_COMMAND_ERROR	<pre> euiccPackageResultDataSigned { eimId paramEIMId, counterValue paramCounterValue, seqNumber SEQ_NUMBER, euiccResult : { updateEimResult : 7 } }, euiccSignEPR EUICC_SIGN_EPR </pre>
UPDATE_EIM_RES_ERR_COUNTER_OUT_OF_RANGE	<pre> euiccPackageResultDataSigned { eimId paramEIMId, counterValue paramCounterValue, seqNumber SEQ_NUMBER, euiccResult : { updateEimResult : 6 } }, euiccSignEPR EUICC_SIGN_EPR </pre>
UPDATE_EIM_RES_ERR_EIM_NOT_FOUND	<pre> euiccPackageResultDataSigned { eimId paramEIMId, counterValue paramCounterValue, seqNumber SEQ_NUMBER, euiccResult : { updateEimResult : 1 } }, euiccSignEPR EUICC_SIGN_EPR </pre>
UPDATE_EIM_RES_ERR_UNKNOWN_EUICC_CI_PKID	<pre> euiccPackageResultDataSigned { eimId paramEIMId, counterValue paramCounterValue, seqNumber SEQ_NUMBER, euiccResult : { updateEimResult : 3 } }, euiccSignEPR EUICC_SIGN_EPR </pre>
UPDATE_EIM_RES_OK_1	<pre> euiccPackageResultDataSigned { eimId paramEIMId, counterValue paramCounterValue, seqNumber SEQ_NUMBER, euiccResult : { updateEimResult : 0 } }, euiccSignEPR EUICC_SIGN_EPR </pre>

UPDATE_EIM_RES_OK_2	<pre>euiccPackageResultDataSigned { eimId paramEIMId, counterValue paramCounterValue, eimEimTransactionId S_EIM_TRANSACTION_ ID, seqNumber SEQ_NUMBER, euiccResult : { updateEimResult : 0 } }, euiccSignEPR EUICC_SIGN_EPR</pre>
---------------------	---

Annex E Profiles

Those profiles are defined in SGP.23 [8].

Annex F IUT Settings

F.1 eUICC Settings

In order to execute the test cases defined in this document, the eUICC Manufacturer SHALL deliver following settings:

eUICC Setting name	Description
IUT_EUICC_ADD_PP_VERSIONS	<p>The expected content, if any, of the <code>additionalEuiccProfilePackageVersions</code> field in <code>EUICCInfo2</code>, coded as binary value without tag and length.</p> <p>This setting is only applicable for eUICCs supporting SGP.22 v2.3 or later.</p> <p>NOTE: the version(s) indicated in this field shall be version(s) listed in section 7.1 in the "Allowed values for #IUT_EUICC_ADD_PP_VERSIONS" column.</p>

F.2 Common Settings

In order to execute the test cases defined in this document, the IUT provider SHALL deliver following settings:

IUT Setting name	Description
IUT_RSP_VERSION	<p>Version of SGP.22 supported by the IUT encoded as a string of three integers separated with dots (for example: 2.1.0).</p> <p>In the scope of this specification, this value SHALL indicate one of the versions of SGP.22 for which this specification contains test cases, as specified in section 1.2.</p>

Annex G Initial States

Unless it is defined differently in a particular test case, the IUTs SHALL be set in the following initial state before the test case execution.

G.1 eUICC

Depending on the test cases and on the supported options, the EUM SHALL configure the eUICC according to the following Initial States. The initial conditions SHALL be restored, as described in the following subsections, after each test sequence.

G.1.1 Common Initial States

The following initial states apply for all test cases defined in this Test Plan whatever the options supported by the eUICC:

- The eUICC is configured with the ISD-R AID #ISD_R_AID and the EID #EID1.
- The eUICC does not contain any Profile.
- The default files system does not contain EF_ICCID.
- The eUICC's Pending Notifications List is empty.
- The eUICC's eUICC Package Result List is empty.
- No RSP session is ongoing.
- The eUICC is configured with the default SM-DS address #TEST_ROOT_DS_ADDRESS.
- The eUICC is configured without Default SM-DP+ address.
- No CRL is loaded on the eUICC.
- The ECASD is configured as defined in section G.1.2 and/or G.1.3 depending on the support of the options O_E_NIST and O_E_BRP.
 - If the eUICC only supports O_E_NIST, the ECASD is configured as defined in section G.1.2.
 - If the eUICC only supports O_E_BRP, the ECASD is configured as defined in section G.1.3.
 - If the eUICC supports O_E_NIST and O_E_BRP, the ECASD is configured as defined in sections G.1.2 and G.1.3 (i.e. several EUM / eUICC Certificates and Keys are configured in the eUICC).

The CI, identified as highest priority in `euiccCiPKIdListForSigning`, is also selectable in the `euiccCiPKIdListForVerification` (i.e. all EUM and eUICC Certificates lead to a Root CI certificate linked to a #PK_CI_ECDSA contained in the eUICC).

This CI corresponds to the `SubjectKeyIdentifier` of one of the #CERT_CI_ECDSA defined in sections G.1.2 and G.1.3.

The default RAT configuration defined in section G.1.4 applies for all test sequences except if the Test Case overrides it. Particular RAT configurations for those specific Test Cases are defined in section G.1.5.

G.1.2 For eUICC supporting NIST P-256

If the eUICC supports O_E_NIST, the ECASD contains at least:

- The eUICC's Private Key #SK_EUICC_ECDSA (for creating ECDSA signatures) based on NIST P-256 [11]
- The eUICC's Certificate #CERT_EUICC_ECDSA (for eUICC authentication) containing the eUICC's Public Key #PK_EUICC_ECDSA based on NIST P-256 [11]
- The GSMA Certificate Issuer's Public Key #PK_CI_ECDSA (for verifying off-card entities certificates) based on NIST P-256 [11]
- The Certificate of the EUM #CERT_EUM_ECDSA based on NIST P-256 [11]

Other Certificates and Keys MAY be present.

G.1.3 For eUICC supporting BrainpoolP256r1

If the eUICC supports O_E_BRP, the ECASD contains at least:

- The eUICC's Private Key #SK_EUICC_ECDSA (for creating ECDSA signatures) based on brainpoolP256r1 [8]
- The eUICC's Certificate #CERT_EUICC_ECDSA (for eUICC authentication) containing the eUICC's Public Key #PK_EUICC_ECDSA based on brainpoolP256r1 [8]
- The GSMA Certificate Issuer's Public Key #PK_CI_ECDSA (for verifying off-card entities certificates) based on brainpoolP256r1 [8]
- The Certificate of the EUM #CERT_EUM_ECDSA based on brainpoolP256r1 [8]
- Other Certificates and Keys MAY be present.

G.1.4 With default RAT configuration

The eUICC's RAT is configured as detailed in SGP.21 Annex H:

- Only one PPAR authorizing PPR1 and PPR2 for all MNOs with End User consent required i.e. #PPRS_ALLOWED

G.1.5 With Additional PPARs in the RAT

The eUICC's RAT is configured as below (following this order):

- Additional PPARs representing custom agreements between MNOs and OEMs:
 - #PPR1_WITH_OWNER_GID
 - #PPR1_WITHOUT_GID
 - #PPR2_WITHOUT_CONSENT
- The last PPAR authorizes PPR1 and PPR2 for all MNOs with End User consent required i.e. #PPRS_ALLOWED

G.1.6 Clean-up procedure

Unless differently specified in the test case, the following procedure SHALL be executed after each test sequence to bring the eUICC back to its Common Initial State:

- eUICC Memory Reset to delete all profiles and reset the SM-DP+ Address
- Delete all EIM configuration data by using either eUICC Memory Reset or delete EIM
- Retrieve and Remove all pending notifications

- Retrieve and Remove all the euicc Package Results stored in the eUICC

Where necessary, in addition to the above, other steps may be executed to restore the initial state specified in this Annex.

Annex J Integrated eUICC Testing (Normative)

J.1 Overview (Informative)

An Integrated eUICC hardware resides in an SoC along with other subsystems such as general processing and mobile broadband modem, all connected through a proprietary SoC interconnect channel. Alternatively, an Integrated eUICC may communicate with a mobile broadband modem external to the SoC via an external interface, which may be proprietary or based on a standard not associated with UICC. As such, Integrated eUICC may not include a physical UICC-Terminal interface [5].

In order to test the functionality and compliancy of an Integrated eUICC, hardware and OS, Integrated eUICC manufacturers need to provide and support a test interface to which testing equipment can be connected to. Having a standardized testing interface, will increase interoperable and reusability between different manufacturer of Integrated eUICC and test equipment.

For Integrated eUICC with a USB CCID [29] test interface, this annex describes its properties. In cases where a USB interface is not available in a device containing an Integrated eUICC, an adapter to USB CCID needs to be provided, e.g. Bluetooth to USB CCID. The functionality needed to provide and support the test interface, shall be considered part of the test environment and not the IUT.

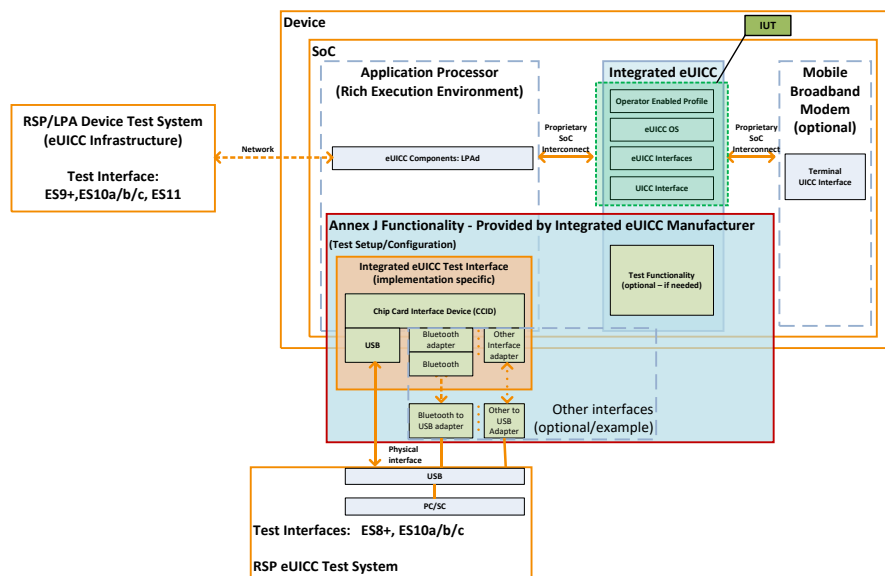


Figure 1 Integrated eUICC with USB CCID [29] Test Interface

Note: The mechanism providing USB CCID to the RSP eUICC Test System, and described in this Annex, is implementation specific. As such, it may be implemented in the SoC, on-Device, off-Device or any combination thereof.

J.2 Integrated eUICC test requirements

An Integrated eUICC manufacturer shall provide a USB CCID test interface implementing the functionality specified in J.3.

The test interface shall maintain the integrity and order of the data between the Integrated eUICC and the test system.

The Integrated eUICC manufacturer shall ensure that during testing no other clients or SoC subsystems interfere with the testing.

The Integrated eUICC may use any physical or logical interface between the Integrated eUICC and the test system, as long as a USB CCID is provided to the test system and the channel is reliable (i.e. maintain integrity and order).

J.3 USB CCID test interface

The Integrated eUICC USB CCID test interface shall operate in a card reader mode.

The Integrated eUICC USB CCID test interface shall support the following [29] section 6 messages:

- [29] section 6.1 Messages:
 - PC_to_RDR_IccPowerOn
 - PC_to_RDR_IccPowerOff
 - PC_to_RDR_GetSlotStatus
 - PC_to_RDR_Escape
 - PC_to_RDR_XfrBlock
 - PC_to_RDR_T0APDU
 - PC_to_RDR_Secure
 - PC_to_RDR_Abort
- [29] section 6.2 Messages:
 - RDR_to_PC_SlotStatus
 - RDR_to_PC_Escape
 - RDR_to_PC_DataBlock

Note: For test systems using wincard.h/PCSC lite APIs to connect to the Integrated eUICC USB CCID test interface, the following APIs are expected to be used:

- SCardEstablishContext
- SCardListReaders[A|W]
- SCardConnect[A|W]
- SCardControl
- SCardTransmit
- SCardDisconnect
- SCardStatus[A|W]
- SCardReleaseContext

- SCardReconnect
- SCardBeginTransaction
- SCardEndTransaction
- SCardGetStatusChange
- SCardFreeMemory
- SCardGetAttrib

Annex K Document Management

J.1 Document History

Version	Date	CR Number	Brief Description of Change	Approval Authority	Editor / Company
SGP.33-1 v1.0	26 January 2024	NA	Initial draft of SGP.33-1	ISAG	Yolanda Sanz, GSMA
		CR0002R00	UpdateEim test cases		
		CR0003R00	DeleteEim test cases		
		CR0004R00	ListEim test cases		
		CR0005R00	AddEim test cases		
		CR0006R01	Adding test cases to cover Enable function.		
		CR0007R01	Adding test cases to cover Disable function.		
		CR0008R02	Adding test cases to cover Delete function.		
		CR0009R01	Adding test cases to cover Disable Error Cases.		
		CR0010R01	Adding test cases to cover Delete Error Cases.		
		CR0011R01	Adding test cases to cover EnableError Cases.		
		CR0001R02	Constants and Methods for eUICC Package		
		CR00012R01	AddInitialEim test cases		
		CR00013R00	GetEimConfigData test cases		
		CR00014R01	ES10b_ProfileRollback		
		CR0016R01	Aligning AddEim test cases with PSMO test cases		
		CR000017R01	Aligning UpdateEim test cases with PSMO test cases		
		CR000018R01	Aligning DeleteEim test cases with PSMO test cases		
		CR000019R01	Aligning ListEim test cases with PSMO test cases		

		CR00020 R03	LoadEUICCPackage test cases		
		CR00021 R02	GetCerts test cases		
		CR0022R 01	ESep_ListProfileInfo		
		CR0023R 01	ESep_GetRat		
		CR0024R 01	ES10_ConfigureAutomaticProfileEnabling		
		CR0025R 01	ESep_Enable_ErrorCasesScenario5		
		CR0026R 01	ES10bEnablingUsingDD		
		NA	Remove editor's note Delete Annex D commands and reponses table with empty values Fix the version of the SGP.xxx specifications according to the latest version published. Remove section 5 test cases as they are for further study.		
		CR0027	ApplicabilityTableForES10x		
		CR0028	IPAE testing ES9+ and ES11		
		NA	Mark eSIM – eUICC Test Caes Mandatory Mark eSIM – eIM Test Cases Mandatory Integreted eUICC Test cases – voidd and mark for FFS Section 5 Proceudures deleted and mark as FFS. Adjust the Reference sections based on the versions agreed during eSIMWG3.101Bis Reference the test cases in SGP.23 for the eUICC memory reset nominal and error cases		
SGP.33-1 v1.1 Draft 1	12 Febru ary 2024	CR11001 R00	SGP.xx fixes version	eSIMW G3	Yolanda Sanz/G SMA
		CR11002 R01	SGP.26 latest version		
SGP.33-1 v1.1 Draft 2	26 March 2024	CR11003 RR02	Fix content for LOAD_EUICC_PKG_ERR_LOW_CNTR	eSIMW G3	Yolanda Sanz/G SMA
		CR11004 R01	IPAE_Test_Environment		

SGP.33-1 v1.2	27 January 2025		Draft 0 of SGP.33-1 v1.2 coming from SGP.33-1 v1.1	ISAG	Yolanda Sanz/GSMA	
		NA	Change automatic enabling by immediate enabling		Yolanda Sanz/GSMA	
		NA	Add SGP.32 v1.2 reference		Yolanda Sanz/GSMA	
		CR12000 R01	Vodafone_FixGPComments_Issue#1			
		CR120002 R0	Fixes_after_GP_Remarks			
		CR120003 R00	IP Ae_Test_environment_update			
		CR120004 R00	Fixes_to_GertCerts			
		CR120005 R00	Fix_AddInitialEim_ErrorCode			
		CR120006 R01	Fix_ConfigureImmediateProfileEnabling			
		CR121007 R00	Fulfilling action eSIMWG3.109_AP05			Yolanda Sanz, GSMA
		CR120008 R01	Optionality of eimPublicKey in GetEimConfigurationData			
		CR120009 R01	Remove unsupported ListNotification			
		CR120010 R3	Multiple EIMs GetEimConfigurationData			
		CR120011 R01	E10b_RetrieveNotificationsList			
		CR120012 R00	Fix nickname 4.2.34.2.1 TC_eUICC_ESep.ListProfileInfo			
		CR120013 R00	Remove nickname from test case 4.2.23			
		CR120014 R00	Fixing TERMINAL_CAPABILITY_IPAd			
		CR120015 R00	Fixing initial states to add the deletion of EIM Configuration			
		CR120016 R01	Remove ListNotification from RemoveNotificationFromList			
CR120017 R00	Fix GP Comments – issue #1742	Yolanda Sanz, GSMA				
CR120019 R00	Voding TC_4_2_25_2_2: ES10b_AddInitialEim_ErrorCases / Test Sequence 4					

	CR120020 R00	Revising counterValue in UpdateEim	Yolanda Sanz, GSMA	
	CR120020 R00	Revising counterValue in UpdateEim		
	CR120022 R01	ESep test case clarifications as per GP comments		
	CR120024 R02	Revision TC_eUICC_ES10b_ProfileRollback after GP comments		
	CR120025 R00	Fix Applicability Table		
	CR120026 R00	Fix GP Comments – issue #1755		
	CR120027 R01	Fix GP comment #1767 Default Local Profile Management		
	CR120028 R00	Fix GP comment #1745 Associated eIM already exists		
	CR120030 R00	Fix GP comment #1747-2 Change Ongoing correction		
	CR120031 R00	Fix GP comment #1773-1 Profile not in disabled state		
	CR120032 R01	Fix GP comment #1773-2 Wrong expected error code		
	CR120033 R01	Fix GP comment #1779-2		
	CR120034 R01	Fix GP comment #1777-1 Remove rollbackFlag in the initial condition		
	CR120035 R00	Fix GP comment #1778 S_SM_DP+_OIDx values not defined		
	CR120036 R01	Fix GP comment #1779-1		Yolanda Sanz, GSMA
	CR120037 R01	Fix GP comment #1787 and #1789 (voiding ListProfilesInfo, AddEim, UpdateEim error cases)		
	CR120038 R00	Fix GP comment #1787 and #1789 (voiding ListProfilesInfo, AddEim, UpdateEim error cases)		
	CR120039 R01	Fix GP comment #1788-2		
	CR120040 R00	Fix GP comment #1786 (unused IUT settings)		
	CR120042 R00	Fix GP comment #1788-4		
	CR120043 R00	Fix GP comment #1748 (rollback test sequences)		

	CR120044 R01	FixGPComments_Issue#1805	
	CR120045 R00	Fix GP comment #1813	
	CR120047 R01	Fix GP comment #1804 (missing TS#06)	
	CR120046 R03	Fix GP comment #1806 (eUICC signature verification)	
	CR120048 R02	Fix GP comment #1814 (ASN.1 tag align)	
	CR120049 R00	Fix GP comment #1810	
	CR120050 R00	Fix GP comment #1815	
	CR120051 R00	Fix GP comment #1816	
	CR120052 R00	Fix GP comment #1803	
	CR120054 R01	Fix GP comment #1811 and #1812 (ProfileRollback)	
	CR120055 R00	Fix GP #1790 (eUICCMemoryReset test condition)	
	CR120056 R00	Fix GP comment #1807 Remove ListNotification function	
	CR120057 R00	Fix GP comment #1808 Remove ProfileNickName from PROFILES_INFO_TAGLIST2 and GET_PROFILES_INFO_TAGLIST2 and chapter 2.2.2.3	
	CR120058 R01	Fix GP comment #1809 In ImmediateEnableRequest the refreshFlag is missing.	
	CR120060 R01	Remove_icon_and_iconType	
	CR120061 R00	Fix GetEimConfigurationData	
	CR120062 R00	Fix_addEimResult	
	CR120063 R00	Fix List EIM	
	CR120064 R01	Fixing constants	
	CR120065 R01	Add_ecallIndication_and_fallbackAttribute_and_fallbackAllowed	

	CR120066 R01	Remove ProfileNickName	
	CR120067 R00	Fix_4.2.30.2.1 #02 #03	
	CR120068 R00	Fix for MTD_EUICC_PACKAGE_GET_RAT	
	CR120069 R00	Use MTD_STORE_DATA_SCRIPT for ADD_EIM	
	CR120070 R01	S_EIM_TRANSACTION_ID_and_S_TRANSACTION_ID	
	CR120072 R02	Fix GP comment #1822 euiccPackageResults clean up procedure	
	CR120073 R00	Fix_4.2.23.2.1 #06	
	CR120074 R00	Fix MTD_EUICC_PACKAGE_REQUEST_DELETE	Yolanda Sanz, GSMA
	CR120075 R01	Select_ISDR_response	
	CR120076 R00	TC_4.2.22.2.2 #4	
	CR120080 R01	Clarify SGP.26 version used	Yolanda Sanz, GSMA
	CR120082 R00	Add initial conditions to TC_4.2.34 and TC_4.2.35 (GP #1826)	
	CR120084 R00	TC_eUICC_ES10b.eUICCMemoryReset	
	CR120081 R00	UpdateEim Error lowering counter value case does not guarantee to be an error case for all tool implementations	Yolanda Sanz, GSMA
		To fix the implementation of CR120081	Yolanda Sanz

J.2 Other Information

Type	Description
Document Owner	eSIMG
Editor / Company	Yolanda Sanz, GSMA

It is our intention to provide a quality product for your use. If you find any errors or omissions, please contact us with your comments. You may notify us at prd@gsma.com.

Your comments or suggestions & questions are always welcome.