



Connected Society

Mobile Internet Skills Training Toolkit

A guide for training people in basic mobile internet skills



Module 6 - Facebook



Bitesize Training

What is it?

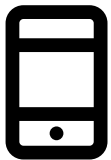


Show Facebook on the phone


“Facebook connects you to people in your community and around the world. You can use it to correspond with business contacts, receive news, stay in touch with family and friends or follow your favorite celebrities and sports teams.”

“Using words, photos and videos, you can communicate with one person, a specific group of people or people around the world.”

Materials you will need



Smartphone Handsets



Facebook Posters

What can you use it for?

“You can use it to stay connected with family and friends, in any town or village, read local and global news and stay up to date or get updates on your favorite celebrities or sports teams.”

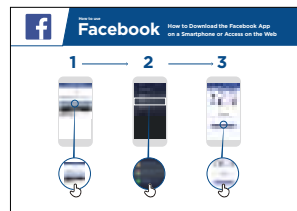
“You can also share your own photos, videos and thoughts with everyone, your friends or just a few friends.”

Make it relevant to the trainee: provide examples and discuss how it can be beneficial in the trainee’s own life.

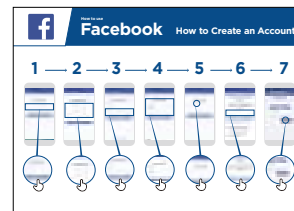
Example: Sharing pictures with friends, finding news or connecting with new people for business.

How does it work?

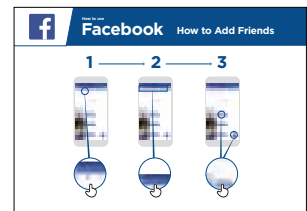
Put the phone in the trainee's hands and help them follow the steps



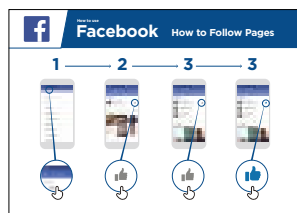
1) Access Facebook



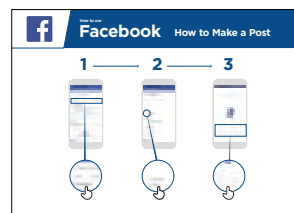
2) Create an Account



3) Add Friends



4) "Like" Celebrities, Sports and News



5) Post text or photos.

Help the trainee download Facebook and register for an account.

Ask them what they care about most – e.g. something they want to learn about, job opportunities, sports/entertainment or their business — and focus your limited time on what is most important to them.




Practice!

“Now you know how to use Facebook, what do you want to use it for?”


Trainer: Provide support to user to run through one of the above posters.


Explain: “You control who can see the information you put on Facebook.

You can have a post appear to the public (everyone using Facebook) or only to specific friends.”




Posters Cut-outs And Info-sheets









How to use

Facebook

How to Download the Facebook App
on a Smartphone or Access on the Web


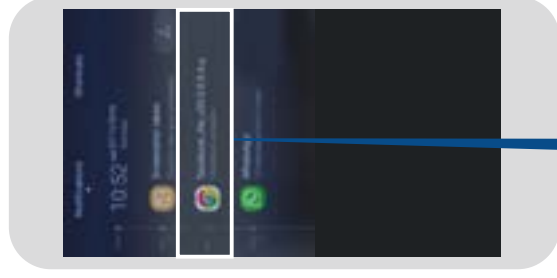
1




2



3





How to use

Facebook How to Create an Account

1

2


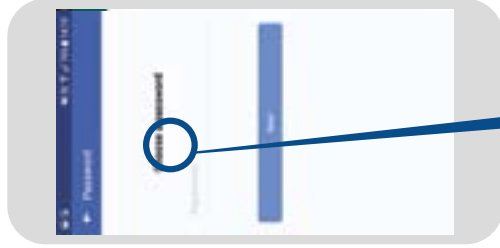




3


4

5

6

7





How to use

Facebook How to Add Friends



1




2



3





How to use

Facebook How to Follow Pages

1



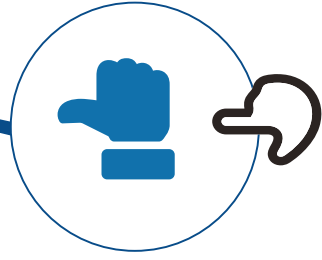
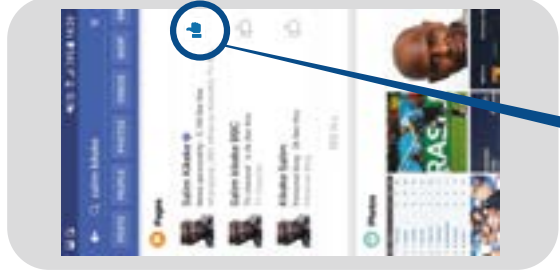
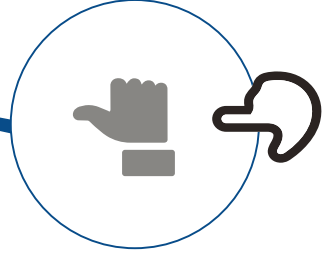
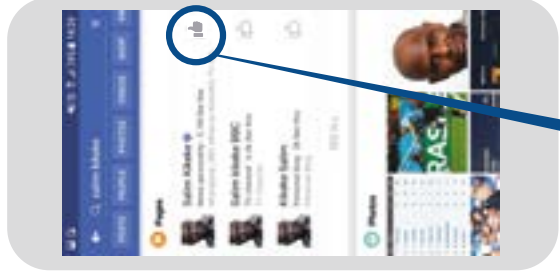
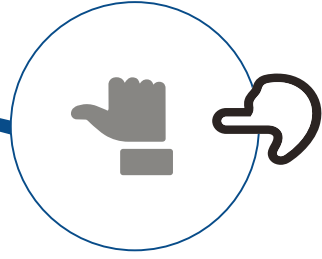
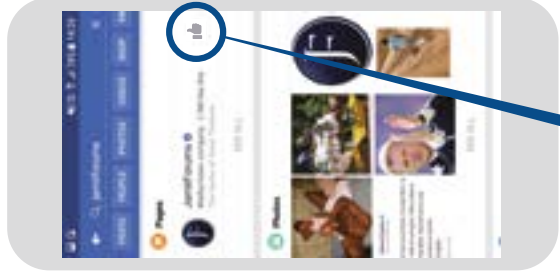
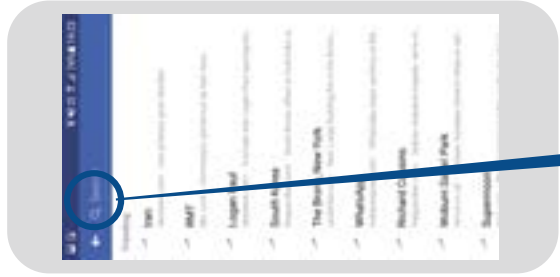
2




3



3





How to use

Facebook How to Make a Post

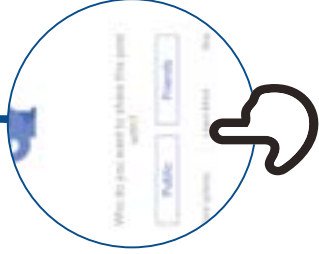

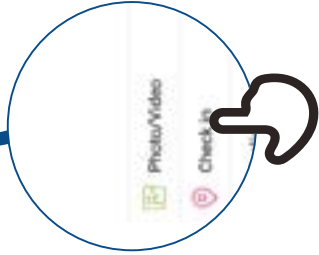

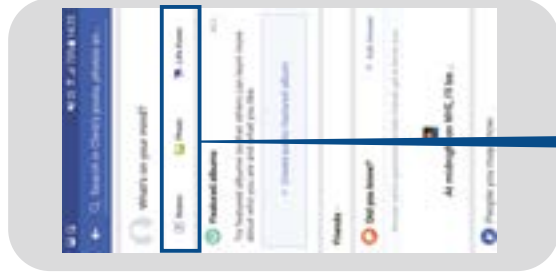
1




2



3





CERTIFICATE

has completed
BASIC MOBILE INTERNET SKILLS
training



Date

Signed



CERTIFICATE

has completed
BASIC MOBILE INTERNET SKILLS
training



Date

Signed