



Connected Society

Mobile Internet Skills Training Toolkit

A guide for training people in basic mobile internet skills



Module 12 - ayoba

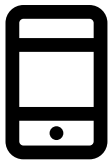
What is it?



Show ayoba on the phone

“Ayoba is an app including messaging service, a bit like SMS, where you can also send voice messages, photos and message a group of people. With ayoba you can also access channels which provide you with the latest information on sports, fashion, cooking and many more. With ayoba you can also play games and listen to music. In certain territories you can send and receive money via MTN Mobile Money (MoMo). Another great functionality is that with ayoba you can send messages to your friends even when they don't have the app or if they use a feature phone. The message will come as an SMS ”

Materials you will need



Smartphone Handsets



Ayoba Posters

“Ayoba uses internet data so it can be cheaper to send messages, and the distance of the person you are messaging does not change the cost. For example, if you have a family member or friend who has moved to another country, you can message them on ayoba and it will not cost any more to message than if they were next door to your home. If you are on MTN you will be able to use ayoba at no data cost.”

What can you use it for?

“You can use it for staying in touch easily with family and friends.”

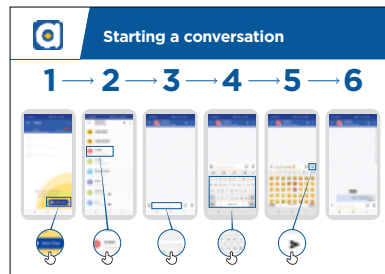
“You can also use ayoba for connecting with groups up to 50 people of business people / colleagues / classmates / customers: advertising products, sharing advice, discussing notes or assignments from class.”

Trainer to include their own personal examples of the benefits of ayoba and what they use it for.

Make it relevant to the trainee: discuss how it can be beneficial in the trainee's own life.

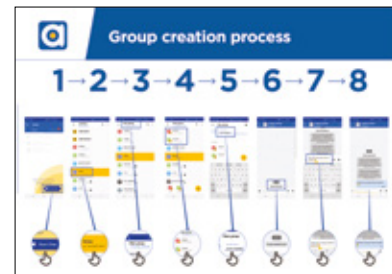
How does it work?

Put the phone in the trainee's hands and help them follow the steps



How to use ayoba - 1-to-1 messaging

Show the poster and go through the steps for sending: text / photo / voice message



How to use ayoba - group messaging

Show the poster and go through the steps for starting a group chat


Practice!

“Now you know how to use ayoba, what do you want to use it for?”

Trainer: Provide support for the trainee to send ayoba messages to contacts on their phone that they want to message as well as accessing the channels and games within the channels.

Tip: Ayoba has many features. For example, you can have group chats, play games and listen to music.

Explain: that there are similar messaging services to ayoba. Others include WhatsApp, Messenger, WeChat and Viber but there are many others.



Posters Cut-outs And Info-sheets



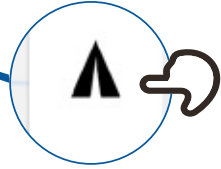
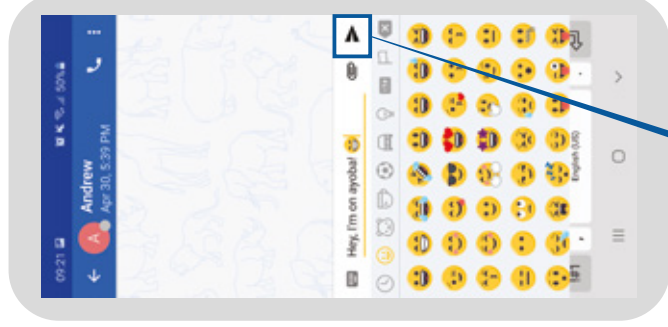
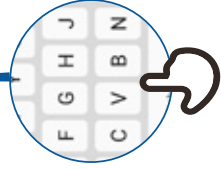
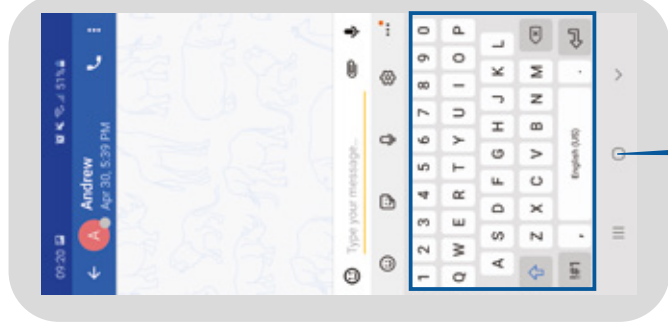
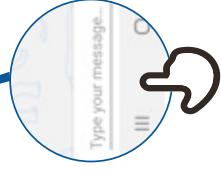
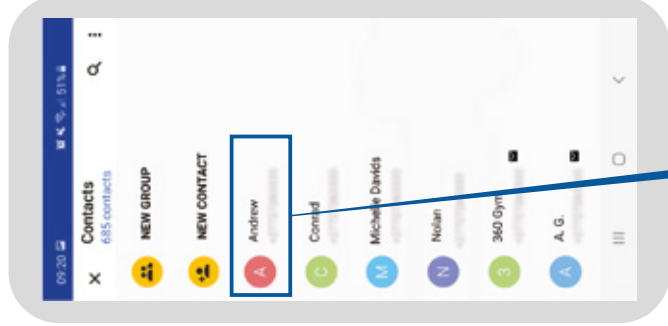
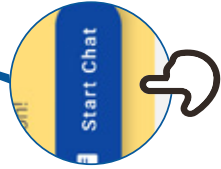







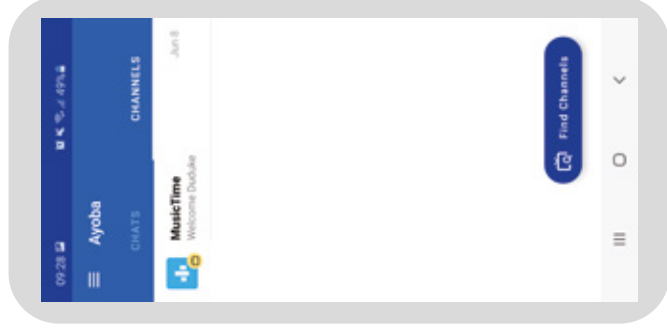


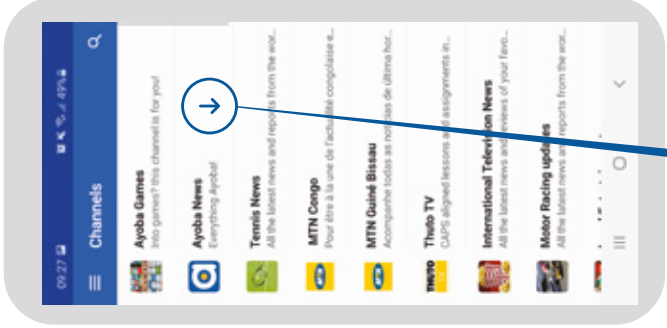
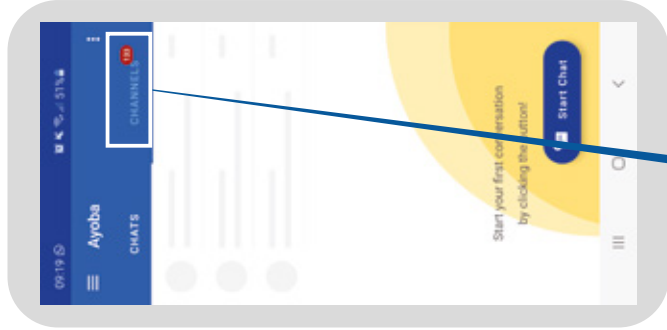

Starting a conversation

1 → 2 → 3 → 4 → 5 → 6





Add channel process





Group creation process

1 → 2 → 3 → 4 → 5 → 6 → 7 → 8

