

GSMA

Mobile Internet Skills Training Toolkit

A guide for training people
in basic mobile internet skills



Module 9: KaiOS

Mobile Internet Skills Training Toolkit

A guide for training people
in basic mobile internet skills




What is it?

KaiOS

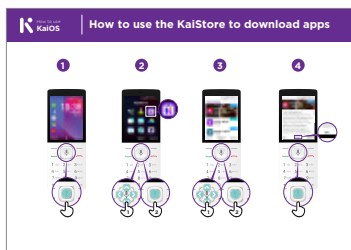
Show a KaiOS-enabled phone.

Explain: “A KaiOS-enabled phone is like a smartphone without a touchscreen. It is cheaper than a traditional smartphone. It comes with a camera, Wi-Fi, Bluetooth, GPS and apps so you can do more than calling and texting. KaiOS-enabled phones use less data and the batteries last longer. A KaiOS phone gives you access to the internet, so you can use it to search for information you need on Google, watch videos on YouTube, and share photos on Facebook. Over 100 million people use KaiOS phones to connect to the internet and improve their lives.”

Materials you will need:



KaiOS phone



KaiOS posters



What can you use it for?

“You can use your KaiOS phone to search for information, share pictures with friends and stay up to date with the news.”

“You can use your KaiOS phone to do the same as you would do on a smartphone: See what your friends are posting on Facebook, post photos of your latest products or services to engage customers on Facebook, get a map and directions to your next destination with Google Maps or find a local business, learn a new skill on YouTube, pay your bills or save money for school and family needs with mobile money.”



What can you use it for?

Make it relevant to the trainee by discussing how it can be beneficial in the trainee's own life. Consider examples that will be relevant to the following types of trainees:

Older person: Keep in touch with your family and friends who live far away with Facebook.

Mother or homemaker: Help your children with their homework by searching for information on Google or YouTube; save money for family needs and school fees with mobile money.

Business owner: Learn new business skills like marketing on YouTube; reach new customers by sharing updates on Facebook.

Farmer or rural person: Learn how to grow certain crops, conserve water or deal with pests by watching videos on YouTube.

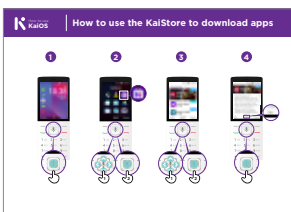
Young person: Watch film trailers on YouTube; research information for homework on Google; stay connected with friends on Facebook.



How does it work?

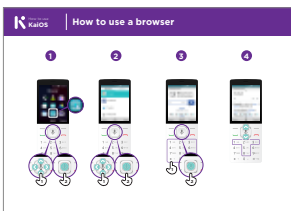
Put the phone in the trainee's hands and help them follow the steps.

Help the trainee download their first app and perform their first search in the browser.



How to use the KaiStore to download apps

Show the poster and go through the steps for downloading apps (Press centre button > Store icon > Select app > Press).



How to use a browser

Show the poster and go through the steps for using the browser (Press centre button > Browser icon > Select app).



Practise!

“Now that you’ve discovered what you can do on a KaiOS phone, what do you want to use it for?”

Trainer: Help your trainee download an app from the KaiStore. Then help them use it.

Tip: “If it’s difficult to read a website, press ‘1’ to zoom out and ‘3’ to zoom in.”

Explain: “Apps are easier to use than the browser, because they are made specifically for KaiOS.”

“Visit the KaiOS website to learn more about the internet, apps and KaiOS phones: <https://life.Kaiostech.com>.”

Posters and Cut-Outs

Mobile Internet Skills Training Toolkit

A guide for training people
in basic mobile internet skills



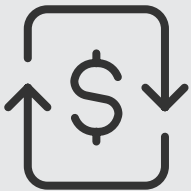
Top tips to stay safe online

Remember that the internet is open to everyone around the world and so it is essential to treat it like a real-life public place (e.g. a marketplace) and stay safe by protecting yourself and being responsible with what you do online.



Remember that not everything you see online is real

Anyone can post anything online, so don't believe everything you see. Even if it's from someone you trust, it might not be true. Be careful before sharing information with others.



Think twice before sending money to someone you meet online

Be careful with emails, messages or pop-ups you didn't ask for, especially if they ask for money or contain strange links.



Keep your personal information private, including passwords

Avoid sharing personal details like your full name, home address or phone number unless absolutely necessary.



Don't cause harm to others online

Be kind and respectful. Don't bully, spread false information or harass anyone. Your actions online can affect people in real life.



Be aware of scams and fraudsters

Just like in real life, thieves and criminals are on the internet too. Some people online pretend to be someone else.








Take action by blocking or ignoring someone who is bothering you

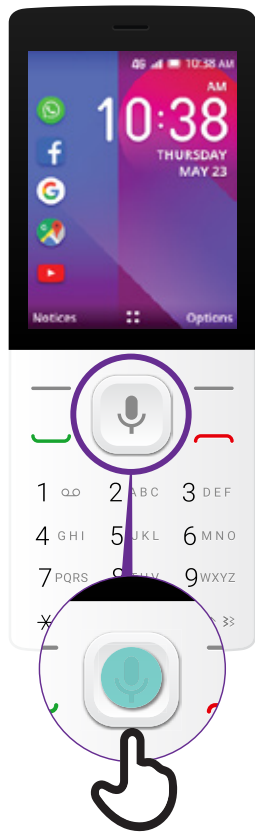
If someone is bothering or harassing you online, ask for help and tell someone or report it.



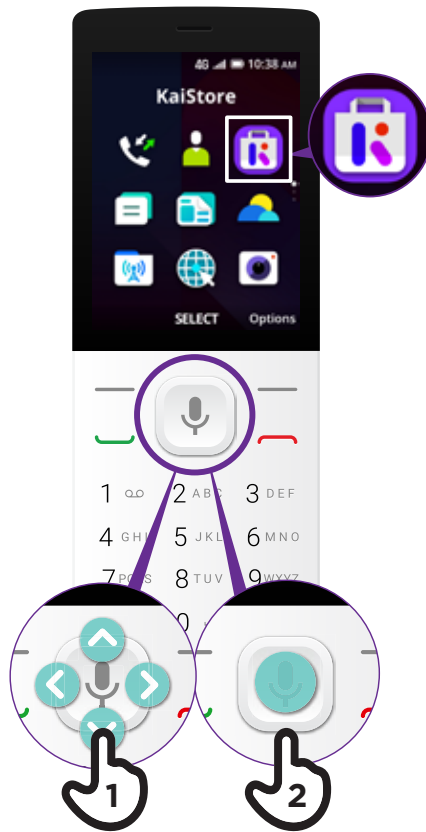
Data Costs



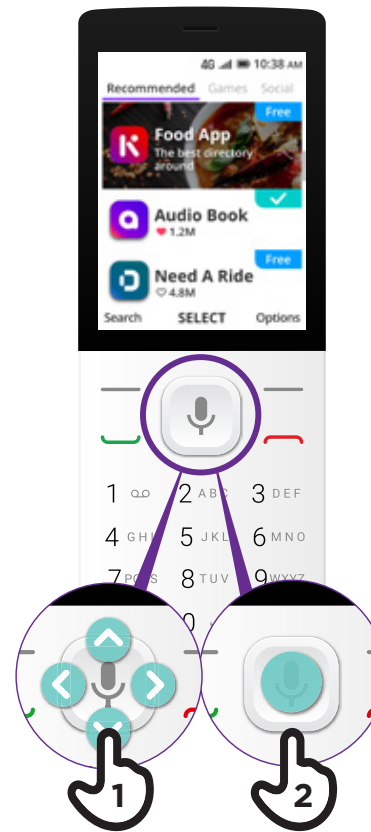
1



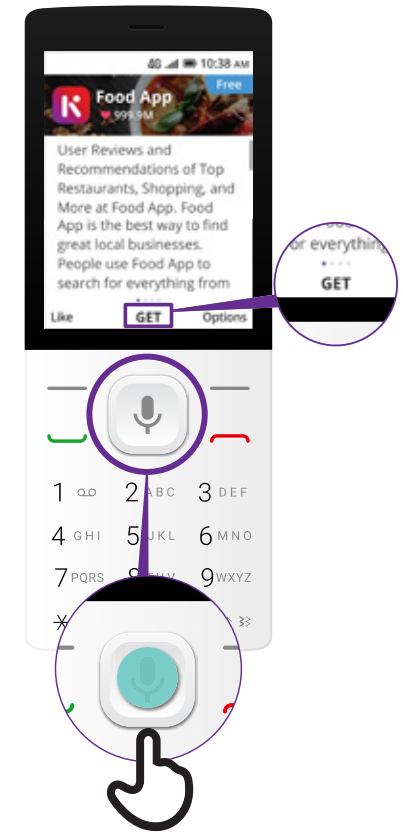
2



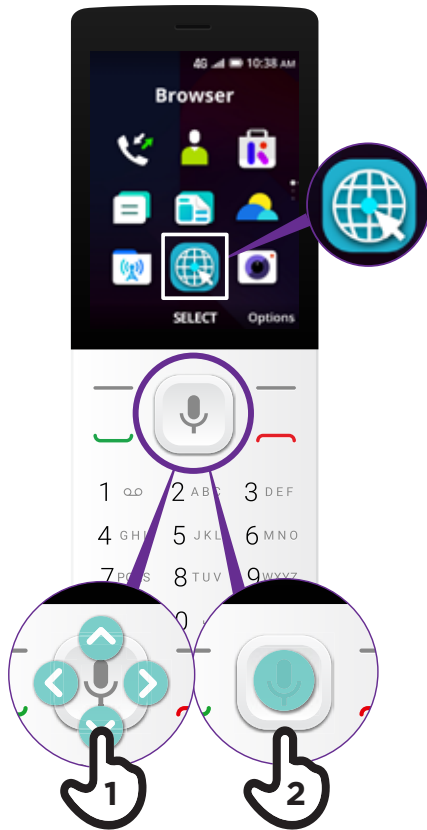
3



4



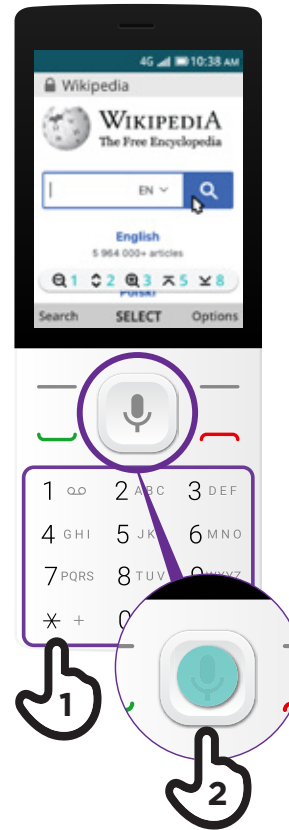
1



2



3



4

