

Côte d'Ivoire

Country brief 2024



How and why mobile money drives growth

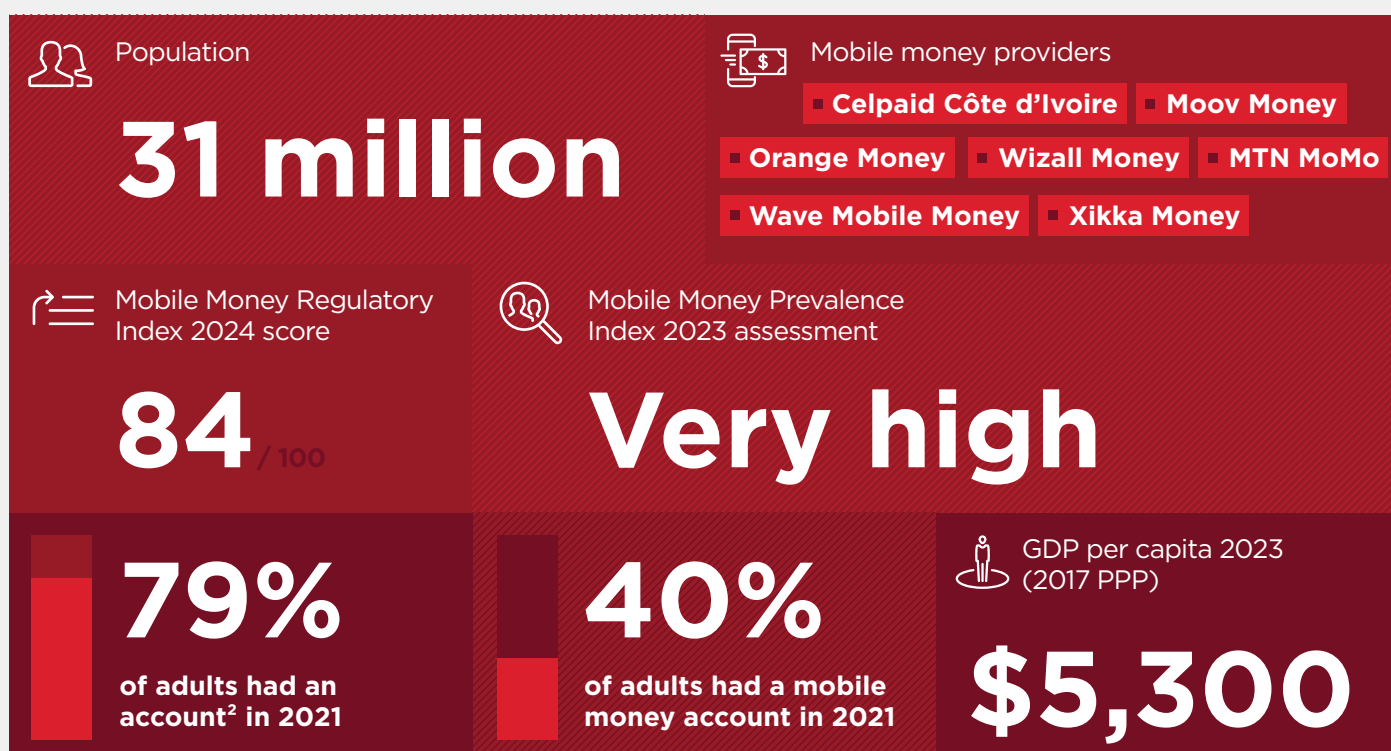
Mobile money has become a mainstream financial service across many low-and middle-income countries (LMICs), improving access to financial services for underserved or excluded populations.

A large body of research and empirical evidence has demonstrated the positive social and economic impacts that mobile money has had on individuals, households and businesses. This has shown that mobile money reduces user transaction costs and helps households to better manage their cash flows, enabling them to smooth consumption and manage risk. It also allows firms (particularly small and micro-enterprises) to invest and build capital over time, fostering the creation and expansion of business, and facilitates faster and more efficient government transfers. These benefits allow mobile money users to realise significant quality-of-life improvements.¹

If adoption is widespread, these microeconomic effects can also have a macroeconomic impact and contribute to economic growth. Access to credit and saving facilities can help to smooth consumption and cope with shocks, which can increase aggregate consumption and, therefore, gross domestic product (GDP). Reducing transaction costs can increase trade, which can lead to a more efficient allocation of capital, thereby improving productivity and investment by enterprises. Moreover, mobile money can increase the size of the formal economy and enable more effective monetary policy because a greater share of economic activity falls under the influence of the central bank's interest rates. This can contribute to a stable and growing economy.

Key statistics

Côte d'Ivoire



Sources: IMF World Economic Outlook (October 2024), The Global Findex Database 2021

¹ For a detail review of the literature, see GSMA Intelligence (2023), Beyond financial inclusion: does mobile money drive GDP growth?

² The percentage of respondents who report having an account (by themselves or together with someone else) at a bank or another type of financial institution, or report personally using a mobile money service in the past year.

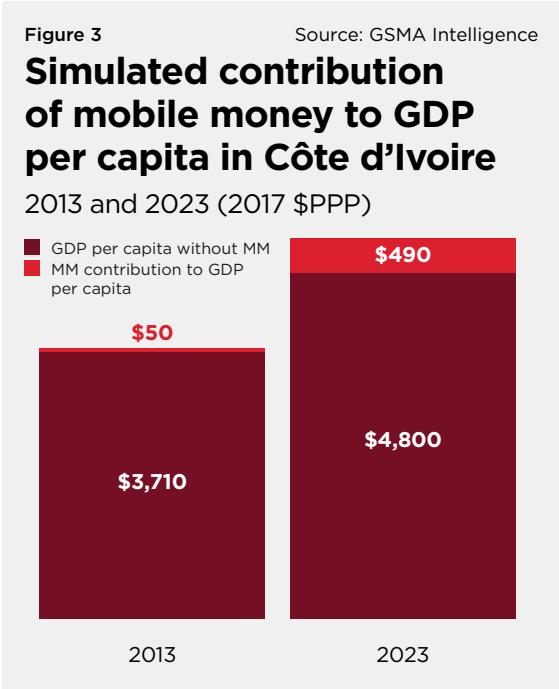
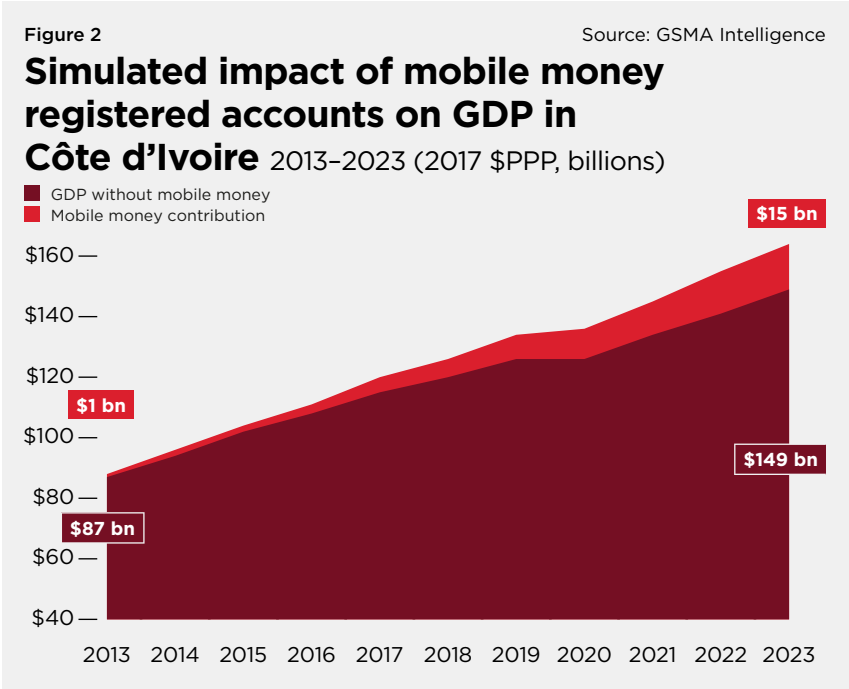
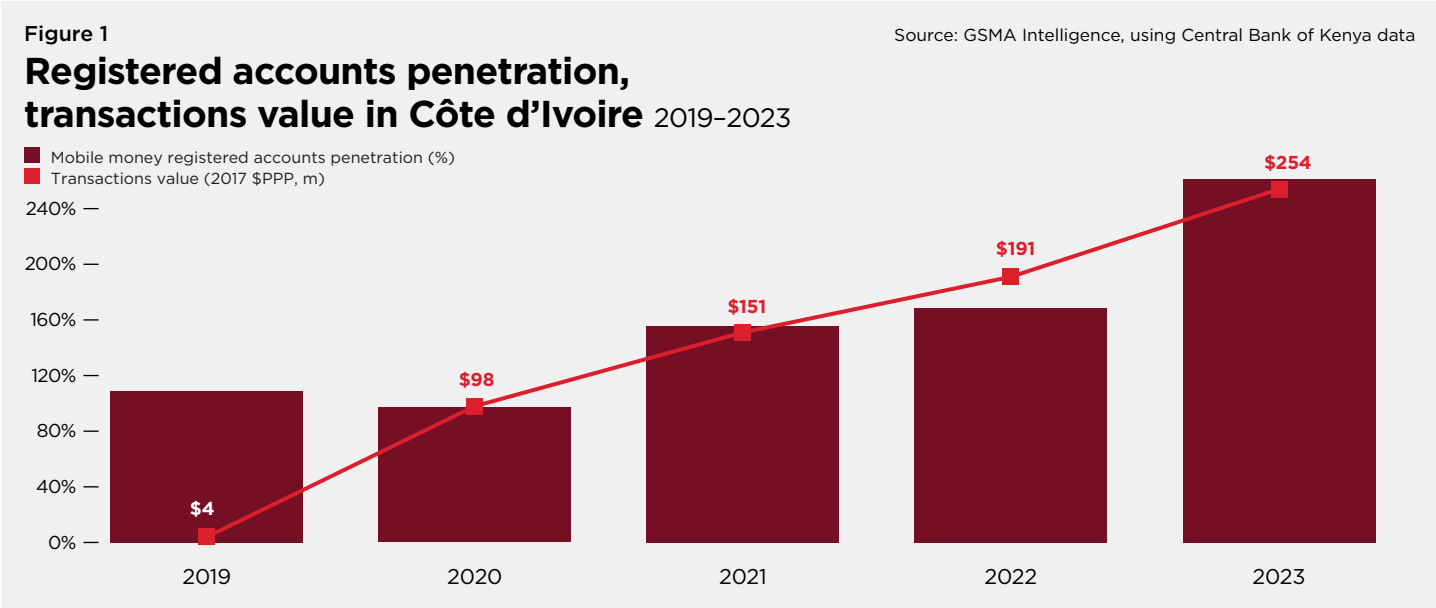
Mobile money in Côte d'Ivoire

Between 2013 and 2023, the number of registered mobile money accounts in Cote d'Ivoire more than doubled from 30 million to 81 million. This reflects an increase in mobile money penetration from 109% to 261% (Figure 1).³ The value of mobile money transactions grew 57 times during the same period, reaching more than \$250 million in 2023.⁴

Mobile money's contribution to Côte d'Ivoire's economy

At the end of 2023, the total GDP in Cote d'Ivoire was \$15 billion greater than it would have been without mobile money – an increase of 11% compared to the year before (Figure 2). This is equivalent to mobile money increasing GDP by up to 9.2%, similar to the contribution made by the country's information and communication sector.⁵ Mobile money's contribution to Cote d'Ivoire's economy in 2023 was thirteen times its impact in 2013 (1.3%). It was also significantly higher than the impact of mobile money in Sub-Saharan Africa (4.5%) in 2023.

At the individual level, mobile money increased GDP per capita (2017 PPP)⁶ by \$490 in 2023 – an almost ten-fold increase compared to 2013 (Figure 3).



3 Mobile money penetration is defined as the number of mobile money registered accounts divided by the total population of the country.

4 Source: The Central Bank of West African States (BCEAO). Available at: <https://www.bceao.int/fr/documents/inclusion-financiere>

5 Source: United Nations Statistics Division / National Accounts Official Country Data. It should be noted that these contributions are not mutually exclusive to the impact of mobile money, which spreads across all economic activities.

6 Refers to Purchasing power parity; 2017 international dollar.