



# eSIM IoT Technical Specification

## Version 1.1

### 26 April 2024

---

#### **Security Classification: Non-Confidential**

Access to and distribution of this document is restricted to the persons permitted by the security classification. This document is subject to copyright protection. This document is to be used only for the purposes for which it has been supplied and information contained in it must not be disclosed or in any other way made available, in whole or in part, to persons other than those permitted under the security classification without the prior written approval of the Association.

#### **Copyright Notice**

Copyright © 2024 GSM Association

#### **Disclaimer**

The GSMA makes no representation, warranty or undertaking (express or implied) with respect to and does not accept any responsibility for, and hereby disclaims liability for the accuracy or completeness or timeliness of the information contained in this document. The information contained in this document may be subject to change without prior notice.

#### **Compliance Notice**

The information contain herein is in full compliance with the GSMA Antitrust Compliance Policy.

This Permanent Reference Document is classified by GSMA as an Industry Specification, as such it has been developed and is maintained by GSMA in accordance with the provisions set out GSMA AA.35 - Procedures for Industry Specifications.

## Table of Contents

<b>1</b>	<b>Introduction</b>	<b>8</b>
1.1	Overview	8
1.2	Scope	8
1.3	Document Purpose	8
1.4	Intended Audience	8
1.5	Definition of Terms	8
1.6	Abbreviations	10
1.7	References	11
1.8	Conventions	13
1.9	References to SGP.22	13
<b>2</b>	<b>General Architecture</b>	<b>13</b>
2.1	General Architecture	13
2.1.1	Architecture Diagram with IPA in the IoT Device	13
2.1.2	Architecture Diagram with IPA in the eUICC	14
2.1.3	ASN.1	15
2.2	Roles	15
2.3	Interfaces	15
2.4	eUICC Architecture	16
2.4.1	eUICC Architecture Diagram	17
2.4.1.1	eUICC Architecture Diagram (IPA in the IoT Device)	17
2.4.1.2	eUICC Architecture Diagram (IPA in the eUICC)	17
2.4.2	ECASD	18
2.4.3	ISD-R	18
2.4.4	ISD-P	18
2.4.5	Profile	18
2.4.5.1	Operational Profile	18
2.4.5.2	Provisioning Profile	18
2.4.5.3	Test Profile	18
2.4.6	Telecom Framework	19
2.4.7	Profile Package Interpreter	19
2.4.8	IPA in the eUICC	19
2.4.9	IPA Services	19
2.5	Profile Protection and Delivery	19
2.6	Security Overview	19
2.6.1	Relation to SGP.22	19
2.6.2	IoT Device Security	19
2.6.3	TLS Requirements	19
2.6.3.1	TLS Requirements for communication to the RSP Servers	20
2.6.3.2	TLS/DTLS Requirements for communication to the eIM	20
2.6.4	eIM Keys and eIM Certificates	21
2.6.4.1	eIM Keys and eIM Certificates Naming Conventions	21
2.6.4.2	Algorithms and Parameters for eIM Signing Key	21
2.6.4.3	eIM Signing Certificate (CERT.EIM.ECDSA)	21

2.6.4.4	eIM TLS/DTLS Certificate (CERT.EIM.TLS)	23
2.6.5	Use of Server Name indication extension (SNI) for ESipa.	25
2.7	Certificate Management	26
2.7.1	RSP Server Certificates	26
2.7.2	eUICC/EUM Certificates	26
2.7.3	eIM Certificates	26
2.8	Profile Policy Management	27
2.9	Profile State Management	27
2.9.1	Profile State Management by the eIM	27
2.9.2	Immediate Profile enabling of an IPA initiated Profile download from default SM-DP+	27
2.10	eIM Configuration	28
2.10.1	eIM Configuration by eIM	28
2.10.2	eIM configuration by IPA	29
2.11	eIM Package Structures	29
2.11.1	eIM Package Request	29
2.11.1.1	EuiccPackageRequest	29
2.11.1.1.1	eIM Configuration Data	30
2.11.1.1.2	eUICC Package Request Containing eCOs	32
2.11.1.1.3	eUICC Package Request Containing PSMOs	33
2.11.1.2	IpaEuiccDataRequest	35
2.11.1.3	ProfileDownloadTriggerRequest	37
2.11.1.4	EimAcknowledgements	37
2.11.2	eIM Package Result	38
2.11.2.1	EuiccPackageResult	38
2.11.2.2	IpaEuiccDataResponse	41
2.11.2.3	ProfileDownloadTriggerResult	42
<b>3</b>	<b>Procedures</b>	<b>43</b>
3.1	eIM and IPA Communication	43
3.1.1	Transferring eIM Package	43
3.1.1.1	eIM Package Retrieval	44
3.1.1.2	eIM Package Injection	46
3.1.2	Secure Connection Establishment	47
3.1.2.1	Secure Connection using HTTP over TCP	48
3.1.2.2	Secure Connection over CoAP	48
3.1.2.3	Secure Connection by underlying transport layer	49
3.2	Profile Download and Installation	49
3.2.1	Profile Download Initiation	49
3.2.2	Common Mutual Authentication	49
3.2.3	Profile Download	49
3.2.3.1	Direct Profile Download	49
3.2.3.2	Indirect Profile Download	56
3.2.3.3	Cancel Session Procedure for Indirect Profile Download	62
3.3	eUICC Package Handling	65
3.3.1	Generic eUICC Package Download and Execution	65

3.3.2	Profile Rollback Procedure	70
3.4	Profile State Management	71
3.4.1	Enable Profile	71
3.4.2	Disable Profile	73
3.4.3	Delete Profile	74
3.4.4	Configure by eIM of Immediate Profile Enabling	77
3.4.5	Configure by IPA of Immediate Profile Enabling	78
3.4.6	Setting the Fallback Attribute for the target Profile	79
3.4.7	Unsetting the Fallback Attribute for the target Profile	81
3.5	eIM Configuration at eUICC	83
3.5.1	eIM Configuration Data managed by eIM	83
3.5.1.1	Addition of eIM Configuration Data	83
3.5.1.2	Deletion of eIM Configuration Data	84
3.5.1.3	Update of eIM Configuration Data	85
3.5.1.4	Request for a list of Associated eIMs	87
3.5.2	eIM Configuration Data managed by IPA	88
3.5.2.1	Addition of initial eIM Configuration Data	88
3.5.2.2	Deletion of all eIM Configuration Data	89
3.5.2.3	Reading eIM Configuration Data	90
3.6	Error handling within an RSP session	91
3.7	Notification Delivery to Notification Receivers	91
3.8	IoT Device and eUICC Initialisation	93
3.8.1	eUICC Initialisation	93
3.8.2	IoT Device Capabilities	93
3.8.3	eUICC File Structure	94
3.8.4	ISD-R Selection and IPAe Activation	94
3.9	SM-DS Use	95
3.9.1	Event Registration	95
3.9.2	Event Retrieval	95
3.9.2.1	Event Retrieval by the IPA	95
3.9.2.2	Event Retrieval by the eIM	95
3.9.3	Event Deletion	99
<b>4</b>	<b>Data Elements</b>	<b>99</b>
4.1	IPA Capabilities	99
4.2	eIM Supported Protocol	101
4.3	eIM Identifier	101
4.4	Profile MetaData	102
<b>5</b>	<b>Functions</b>	<b>103</b>
5.1	Overview of Functions per Interface	103
5.2	Server to Server Function Commonalities	106
5.2.1	Common Data Types	106
5.2.2	Request-Response Function	106
5.2.3	Notification Handler Function	107
5.2.4	Functions Input Header	107

5.2.5	Functions Output Header	107
5.2.6	Status Code	107
5.2.6.1	Subject Code	107
5.2.6.2	Reason Code	108
5.2.6.3	Common Function Status Code	109
5.3	ES2+ (Operator -- SM-DP+)	109
5.4	ES6 (Operator -- eUICC)	109
5.5	ES8+ (SM-DP+ -- eUICC)	110
5.6	ES9+ (IPA -- SM-DP+)	112
5.6.1	Function (ES9+): AuthenticateClient	112
5.7	ES9+' (eIM -- SM-DP+)	113
5.7.1	Function (ES9+'): InitiateAuthentication	113
5.7.2	Function (ES9+'): GetBoundProfilePackage	113
5.7.3	Function (ES9+'): AuthenticateClient	113
5.7.4	Function (ES9+'): HandleNotification	114
5.7.5	Function (ES9+'): CancelSession	114
5.8	ES10a (IPA -- eUICC)	114
5.8.1	Function (ES10a): GetEuiccConfiguredAddresses	114
5.9	ES10b (IPA -- eUICC)	115
5.9.1	Function (ES10b): LoadEuiccPackage	115
5.9.2	Function (ES10b): GetEUICCInfo	117
5.9.3	Function (ES10b): GetEUICCChallenge	118
5.9.4	Function (ES10b): AddInitialEim	119
5.9.5	Function (ES10b): eUICCMemoryReset	120
5.9.6	Function (ES10b): AuthenticateServer	123
5.9.7	Function (ES10b): PrepareDownload	124
5.9.8	Function (ES10b): LoadBoundProfilePackage	124
5.9.9	Function (ES10b): CancelSession	124
5.9.10	Function (ES10b): GetCerts	124
5.9.11	Function (ES10b): RetrieveNotificationsList	125
5.9.12	Function (ES10b): RemoveNotificationFromList	126
5.9.13	Function (ES10b): GetRAT	126
5.9.14	Function (ES10b): GetProfilesInfo	127
5.9.15	Function (ES10b): ImmediateEnable	127
5.9.16	Function (ES10b): ProfileRollback	129
5.9.17	Function (ES10b): ConfigureImmediateProfileEnabling	131
5.9.18	Function (ES10b): GetEimConfigurationData	132
5.9.19	Function (ES10b): GetEID	133
5.9.20	Function (ES10b): ExecuteFallbackMechanism	133
5.9.21	Function (ES10b): ReturnFromFallback	136
5.9.22	Function (ES10b): EnableEmergencyProfile	138
5.9.23	Function (ES10b): DisableEmergencyProfile	140
5.9.24	Function (ES10b): GetConnectivityParameters	142
5.9.25	Function (ES10b): SetDefaultDpAddress	143
5.10	ES11 (IPA -- SM-DS)	144

5.11	ES11' (eIM -- SM-DS)	144
5.11.1	Function (ES11'): InitiateAuthentication	144
5.11.2	Function (ES11'): AuthenticateClient	145
5.12	ES12 (SM-DS -- SM-DP+)	145
5.13	ESep (eIM -- eUICC)	145
5.13.1	Function (ESep): Enable	145
5.13.2	Function (ESep): Disable	146
5.13.3	Function (ESep): Delete	146
5.13.4	Function (ESep): ListProfileInfo	146
5.13.5	Function (ESep): GetRAT	147
5.13.6	Function (ESep): ConfigureImmediateEnable	147
5.13.7	Function (ESep): AddEim	147
5.13.8	Function (ESep): UpdateEim	147
5.13.9	Function (ESep): DeleteEim	148
5.13.10	Function (ESep): ListEim	148
5.13.11	Function (ESep): SetDefaultDpAddress	148
5.14	ESipa (eIM -- IPA)	148
5.14.1	Function (ESipa): InitiateAuthentication	148
5.14.2	Function: (ESipa) GetBoundProfilePackage	151
5.14.3	Function: (ESipa) AuthenticateClient	153
5.14.4	Function (ESipa): TransferEimPackage	156
5.14.5	Function (ESipa): GetEimPackage	159
5.14.6	Function (ESipa): ProvideEimPackageResult	161
5.14.7	Function (ESipa): HandleNotification	163
5.14.8	Function (ESipa): CancelSession	165
<b>6</b>	<b>Interface Binding</b>	<b>166</b>
6.1	ESipa interface binding over HTTP	167
6.1.1	ASN.1 message definition	167
6.1.2	JSON message definition	168
6.2	ESipa interface binding over CoAP	168
6.3	ESipa function binding in ASN.1	169
6.3.1	ASN.1 structures for ESipa messages between IPA and eIM	169
6.3.2	ESipa functions provided by eIM	170
6.3.2.1	ESipa.InitiateAuthentication	170
6.3.2.2	ESipa.AuthenticateClient	170
6.3.2.3	ESipa.GetBoundProfilePackage	171
6.3.2.4	ESipa.HandleNotification	171
6.3.2.5	ESipa.CancelSession	172
6.3.2.6	ESipa.GetEimPackage	172
6.3.2.7	ESipa.ProvideEimPackageResult	173
6.3.3	ESipa functions provided by IPA	173
6.3.3.1	ESipa.TransferEimPackage	173
6.4	ESipa function binding in JSON	174
6.4.1	List of functions	174
6.4.1.1	ESipa.InitiateAuthentication	174

6.4.1.2	ESipa.AuthenticateClient	176
6.4.1.3	ESipa.GetBoundProfilePackage	177
6.4.1.4	ESipa.TransferEimPackage	177
6.4.1.5	ESipa.GetEimPackage	179
6.4.1.6	ESipa.ProvideEimPackageResult	181
6.4.1.7	ESipa.HandleNotification	181
6.4.1.8	ESipa.CancelSession	182
<b>Annex A</b>	<b>IoT Device Requirements (Normative)</b>	<b>182</b>
A.1	Functional IoT Device Requirements	182
A.2	Support for CAT Mechanisms	182
<b>Annex B</b>	<b>Mapping of procedures to IoT protocols (Informative)</b>	<b>183</b>
B.1	LwM2M	183
B.1.1	Secure connection	183
B.1.2	LwM2M object	184
B.1.3	Procedures	185
B.1.3.1	Transferring messages between eIM and IPA (LwM2M)	185
B.2	MQTT	186
B.2.1	Mapping of MQTT Roles	186
B.2.2	Secure connection	186
B.2.3	Description	186
B.2.4	Procedures	187
B.2.4.1	Connection	187
B.2.4.2	Communication (Retrieval)	188
B.2.4.3	Communication (Injection)	191
<b>Annex C</b>	<b>ASN.1 Definitions (Normative)</b>	<b>192</b>
<b>Annex D</b>	<b>Tag allocation (Normative)</b>	<b>218</b>
<b>Annex E</b>	<b>Document Management (Informative)</b>	<b>220</b>
E.1	Document History	220

## 1 Introduction

### 1.1 Overview

This document provides a technical description of the GSMA's eSIM IoT Architecture and Requirements SGP.31 [1] specification.

### 1.2 Scope

This specification provides a technical description of:

- The remote provisioning and management of the eUICC in IoT Network Constrained and/or User Interface Constrained Devices.
- The eUICC architecture for IoT Devices.
- The interfaces used within the eSIM IoT architecture; and
- The security functions used within the eSIM IoT architecture.

### 1.3 Document Purpose

This document defines a technical solution for the remote provisioning and management of the eUICC in IoT Devices as defined in eSIM IoT Architecture and Requirements SGP.31 [1]. The adoption of this technical solution will provide the basis for global interoperability between different deployment scenarios supported by the eSIM IoT Architecture and Requirements SGP.31 [1].

### 1.4 Intended Audience

Technical experts working for Operators, eUICC solution providers, IoT Device vendors, standards organisations, network infrastructure vendors, Mobile Service Providers and IoT service providers and other impacted industry bodies.

### 1.5 Definition of Terms

Term	Description
Activation Code	As defined in SGP.22 [4].
Activation Code Token	As defined in SGP.22 [4].
Associated eIM	As defined in SGP.31 [1].
Bound Profile Package	As defined in SGP.31 [1].
Certificate	Public key certificate.
Certification Authority	An authority which issues public key certificates.
Connectivity Parameters	A set of data (e.g. APN, login, password, ...) required by the IPA to open a communication channel (e.g. HTTPS, CoAP) on a dedicated network.
Device Baseband	A device component that manages the cellular radio functions.
eIM Configuration Data	As defined in SGP.31 [1].
eIM Configuration Operation	As defined in SGP.31 [1].



eIM Package	Contains an eUICC Package, a request for IPA and/or eUICC data, a Profile download trigger (e.g., containing an Activation Code) or acknowledgements of eUICC Package Results and Notifications.
eIM Package Result	Execution result of an eIM Package.
Emergency Mechanism	As defined in SGP.31 [1].
Emergency Profile	As defined in SGP.31 [1].
eUICC	As defined in SGP.22 [4].
eUICC Package	A cryptographically signed package prepared by the eIM that contains either PSMO(s) or eCO(s). The package is verified and executed by the eUICC.
eUICC Package Result	A cryptographically signed package prepared by the eUICC that contains the execution result of the eUICC Package.
Event	As defined in SGP.22 [4].
EventID	As defined in SGP.22 [4].
Event Deletion	A process of deleting an Event from an SM-DS by the SM-DP+.
Event Record	As defined in SGP.22 [4].
Event Registration	As defined in SGP.22 [4].
Event Retrieval	A process of retrieving from the SM-DS any available information for a specific eUICC registered by a specific SM-DP+ or a specific SM-DS.
Fallback Attribute	This is an attribute of a Profile which, when set, identifies the Profile to be enabled by the Fallback Mechanism.
Fallback Mechanism	eUICC-based mechanism which enables and disables the Profile with Fallback Attribute set.
Fallback Profile	An Operational Profile having the Fallback Attribute set.
Field-Test eUICC	As defined in SGP.22 [4]
IoT	As defined in SGP.31 [1].
IoT Device	As defined in SGP.31 [1].
IPA Capabilities	Indicates to the eIM what the IPA is capable of related to the functional split of Profile download between the eIM and the IPA and the use of compact data object structures in ESipa functions.
MatchingId	As defined in SGP.22 [4].
Mobile Service Provider	As defined in SGP.31 [1].
Network Constrained Device	As defined in SGP.31 [1].
Notification	As defined in SGP.22 [4].
Notification Receivers	As defined in SGP.31 [1].
Operational Profile	As defined in SGP.22 [4].
Operator	As defined in SGP.22 [4].
Profile	As defined in SGP.22 [4].
Profile Metadata	As defined in SGP.22 [4].

Profile Package	As defined in SGP.31 [1].
Profile Package Interpreter	An eUICC Operating System service that translates the Profile Package data into an installed Profile using the specific internal format of the target eUICC.
Profile State Management Operation	As defined in SGP.31 [1].
Provisioning Profile	As defined in SGP.22 [4].
Registered PLMN	As defined in 3GPP TS 23.122 [19].
Rollback Mechanism	As defined in SGP.31 [1].
Root SM-DS	As defined in SGP.22 [4].
RSP Server	As defined in SGP.22 [4].
Rules Authorisation Table	As defined in SGP.22 [4].
Signed eCO	eIM Configuration Operation performed by an Associated eIM using cryptographically signed eIM Configuration Operation that contains the eIM Configuration Data.
Subscription Manager Data Preparation	As defined in SGP.22 [4].
Subscription Manager Discovery Server	As defined in SGP.22 [4].
Telecom Framework	An eUICC Operating System service that provides standardised network authentication algorithms to the network authentication applications hosted in the ISD-Ps. Furthermore, it provides capabilities to configure the algorithm with necessary parameters in the Enabled Profile.
Test Profile	As defined in SGP.22 [4].
Unsigned eCO	Non-cryptographically signed eIM Configuration Operation of the initial eIM.
User Interface Constrained Device	As defined in SGP.31 [1].

## 1.6 Abbreviations

Abbreviation	Description
CA	<b>C</b> ertification <b>A</b> uthority
CoAP	<b>C</b> onstrained <b>A</b> pplication <b>P</b> rotocol.
CRL	<b>C</b> ertificate <b>R</b> evocation <b>L</b> ist
DTLS	<b>D</b> atagram <b>T</b> ransport <b>L</b> ayer <b>S</b> ecurity.
ECASD	<b>e</b> UICC <b>C</b> ontrolling <b>A</b> uthority <b>S</b> ecurity <b>D</b> omain
eCO	<b>e</b> IM <b>C</b> onfiguration <b>O</b> peration
EID	<b>e</b> UICC- <b>I</b> dentifier as defined in SGP.22 [4]
eIM	<b>e</b> SIM IoT Remote <b>M</b> anager
eIMID	<b>e</b> IM <b>I</b> dentifier
EUM	<b>e</b> UICC <b>M</b> anufacturer

IoT	<b>I</b> nternet <b>o</b> f <b>T</b> hings
IPA	<b>I</b> oT <b>P</b> rofile <b>A</b> ssistant
IPAd	<b>I</b> oT <b>P</b> rofile <b>A</b> ssistant in the <b>I</b> oT <b>D</b> evice
IP Ae	<b>I</b> oT <b>P</b> rofile <b>A</b> ssistant in the <b>e</b> UICC
ISD-P	<b>I</b> ssuer <b>S</b> ecurity <b>D</b> omain – <b>P</b> rofile
ISD-R	<b>I</b> ssuer <b>S</b> ecurity <b>D</b> omain – <b>R</b> oot
NCD	<b>N</b> etwork <b>C</b> onstrained <b>D</b> evice
OCSP	<b>O</b> nline <b>C</b> ertificate <b>S</b> tatus <b>P</b> rotocol
OTA	<b>O</b> ver <b>T</b> he <b>A</b> ir
PSMO	<b>P</b> rofile <b>S</b> tate <b>M</b> anagement <b>O</b> peration
RAT	<b>R</b> ules <b>A</b> uthorisation <b>T</b> able
RPLMN	<b>R</b> egistered <b>P</b> ublic <b>L</b> and <b>M</b> obile <b>N</b> etwork
SM-DP+	<b>S</b> ubscription <b>M</b> anager <b>D</b> ata <b>P</b> reparation <b>+</b>
SM-DS	<b>S</b> ubscription <b>M</b> anager <b>D</b> iscovery <b>S</b> erver
TLS	<b>T</b> ransport <b>L</b> ayer <b>S</b> ecurity.
UICD	<b>U</b> ser <b>I</b> nterface <b>C</b> onstrained <b>D</b> evice

## 1.7 References

Ref	Document Number	Title
[1]	SGP.31	eSIM IoT Architecture and Requirements, version 1.2
[2]	RFC 2119	Key words for use in RFCs to Indicate Requirement Levels, S. Bradner
[3]	RFC 8174	Ambiguity of Uppercase vs Lowercase in RFC 2119 Key Words
[4]	SGP.22	RSP Technical Specification, version 2.5
[5]	ETSI TS 102 223	Smart Cards; Card Application Toolkit (CAT)
[6]	SGP.02	GSMA Remote Provisioning of Embedded UICC Technical specification version 4.3
[7]	RFC 7252	The Constrained Application Protocol (CoAP)
[8]	RFC 5246	The Transport Layer Security (TLS) Protocol Version 1.2
[9]	RFC 8446	The Transport Layer Security (TLS) Protocol Version 1.3
[10]	RFC 6347	Datagram Transport Layer Security Version 1.2
[11]	RFC 9147	The Datagram Transport Layer Security (DTLS) Protocol Version 1.3
[12]	RFC 7959	Block-Wise Transfers in the Constrained Application Protocol (CoAP)
[13]	RFC 9175	Constrained Application Protocol (CoAP): Echo, Request-Tag, and Token Processing
[14]	RFC 9146	Connection Identifier for DTLS 1.2

[15]	RFC 8422	Elliptic Curve Cryptography (ECC) Cipher Suites for Transport Layer Security (TLS) Versions 1.2 and earlier
[16]	RFC 7027	Elliptic Curve Cryptography (ECC) Brainpool Curves for Transport Layer Security (TLS)
[17]	RFC 5289	TLS Elliptic Curve Cipher Suites with SHA-256/384 and AES Galois Counter Mode (GCM)
[18]	RFC 8410	Algorithm Identifiers for Ed25519, Ed448, X25519, and X448 for Use in the Internet X.509 Public Key Infrastructure
[19]	3GPP TS 23.122	3rd Generation Partnership Project; Technical Specification Group Core Network and Terminals; Non-Access-Stratum (NAS) functions related to Mobile Station (MS) in idle mode
[20]	RFC 5077	Transport Layer Security (TLS) Session Resumption without Server-Side State
[21]	RFC 6960	X.509 Internet Public Key Infrastructure Online Certificate Status Protocol – OCSP
[22]	3GPP TS 24.008	3rd Generation Partnership Project; Technical Specification Group Core Network and Terminals; Mobile radio interface Layer 3 specification; Core network protocols; Stage 3
[23]	MQTTs	MQTTs version 5.0 based on TLS
[24]	RFC 5639	Elliptic Curve Cryptography (ECC) Brainpool Standard Curves and Curve Generation
[25]	RFC 5280	Internet X.509 Public Key Infrastructure Certificate and Certificate Revocation List (CRL) Profile
[26]	ANSSI ECC	Avis relatif aux paramètres de courbes elliptiques définis par l'Etat français. JORF n°0241 du 16 octobre 2011 page 17533. texte n° 30. 2011
[27]	RFC 5480	Elliptic Curve Cryptography Subject Public Key Information
[28]	ISO 14888-3	IT Security techniques — Digital signatures with appendix — Part 3: Discrete logarithm-based mechanisms
[29]	TCA eUICC Profile Package	eUICC Profile Package: Interoperable Format Technical Specification
[30]	OMA LwM2M Object and Resource Registry	OMA LwM2M Object and Resource Registry : <a href="https://technical.openmobilealliance.org/OMNA/LwM2M/LwM2MRegistry.html">https://technical.openmobilealliance.org/OMNA/LwM2M/LwM2MRegistry.html</a>
[31]	RFC 2818	HTTP Over TLS.
[32]	GPC_SPE_034	GlobalPlatform Technology Card Specification v2.3.1
[33]	GPD_SPE_075	GlobalPlatform Technology Open Mobile API Specification v3.3
[34]	ETSI 102 221	Smart Cards; UICC-Terminal interface; Physical and logical characteristics
[35]	RFC 6066	Transport Layer Security (TLS) Extensions: Extension Definitions

[36]	RFC 7159	The JavaScript Object Notation (JSON) Data Interchange Format
------	----------	---

## 1.8 Conventions

“The key words “MUST”, “MUST NOT”, “REQUIRED”, “SHALL”, “SHALL NOT”, “SHOULD”, “SHOULD NOT”, “RECOMMENDED”, “MAY”, and “OPTIONAL” in this document are to be interpreted as described in RFC 2119 [2] and clarified by RFC 8174 [3], when, and only when, they appear in all capitals, as shown here.”

## 1.9 References to SGP.22

The present document contains several references to SGP.22 [4].

The following list maps the terms used by SGP.22 [4] to the terms used in the present document:

- LPA (Local Profile Assistant) refers to IPA.

## 2 General Architecture

This section contains a technical description and architecture of the eSIM IoT system for IoT Devices. The statements in this section define the basic characteristics that need to be taken into account when reviewing this specification.

### 2.1 General Architecture

This section further specifies the roles and interfaces associated with the Remote SIM Provisioning and Management of the eUICC for IoT Devices.

#### 2.1.1 Architecture Diagram with IPA in the IoT Device

This section further specifies the roles and interfaces associated with the Remote SIM Provisioning and Management with the IPA in the IoT Device (Figure 1).

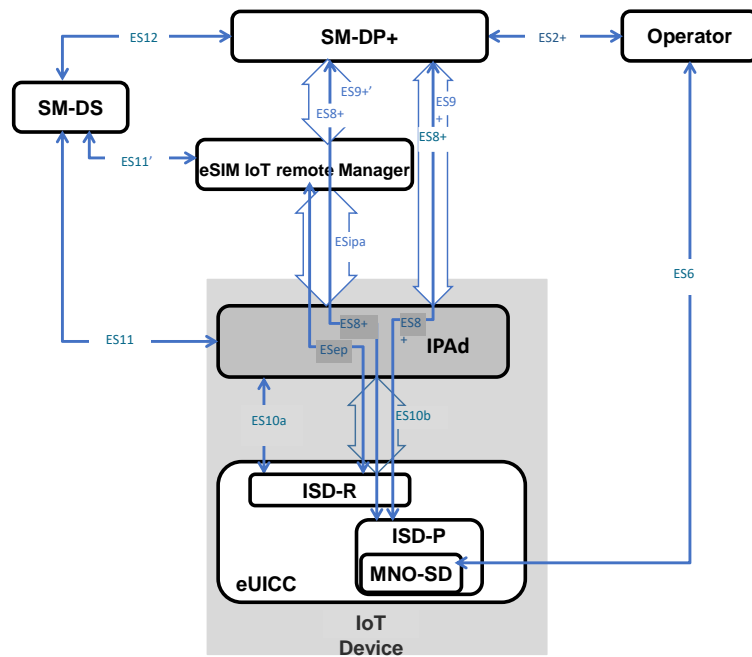


Figure 1 eSIM IoT Functional Architecture (IPA in the IoT Device)

### 2.1.2 Architecture Diagram with IPA in the eUICC

This section further specifies the roles and interfaces associated with the Remote SIM Provisioning and Management with the IPA in the eUICC (Figure 2).

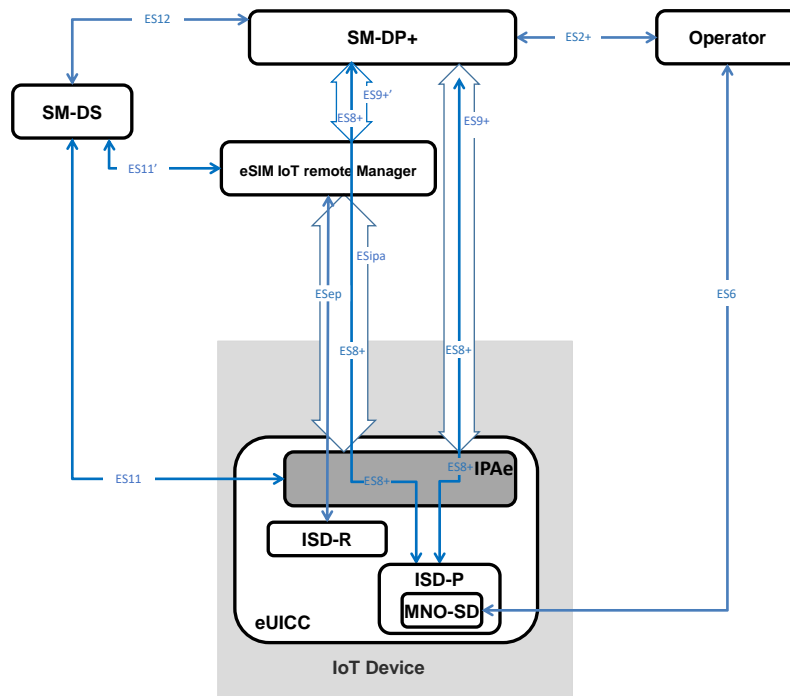


Figure 2 eSIM IoT Functional Architecture (IPA in the eUICC)

### 2.1.3 ASN.1

The description of some data objects in this specification is based on ASN.1 specified in ITU-T X.680 [49] and encoded in TLV structures using DER (Distinguished Encoding Rule) encoding as specified in ITU-T X.690 [50]. This provides a flexible description of those data objects.

Data structures in these specifications are defined in a single, self-contained, ASN.1 definition module called `SGP32Definitions`, with an ISO Object Identifier in the GSMA namespace. A number of definitions are imported from the `RSPDefinitions` module defined in SGP.22 [4].

```
-- ASN1START
SGP32Definitions {joint-iso-itu-t(2) international-organizations(23) gsma(146) rsp(1)
asn1modules(1) sgp32v1(31)}
DEFINITIONS
AUTOMATIC TAGS
EXTENSIBILITY IMPLIED ::=
BEGIN

IMPORTS Certificate, SubjectPublicKeyInfo FROM PKIX1Explicit88 {iso(1) identified-
organization(3) dod(6) internet(1) security(5) mechanisms(5) pkix(7) id-mod(0) id-
pkix1-explicit(18)}
SubjectKeyIdentifier FROM PKIX1Implicit88 {iso(1) identified-organization(3) dod(6)
internet(1) security(5) mechanisms(5) pkix(7) id-mod(0) id-pkix1-implicit(19)}
CancelSessionReason, ServerSigned1, RspCapability, Iccid, TransactionId,
ProfileInfoListRequest, RulesAuthorisationTable, EUICCInfo1, DeviceInfo,
VersionType, UICCCapability, PprIds, CertificationDataObject, Octet1, Octet16,
Octet32, PrepareDownloadResponseOk, PrepareDownloadResponseError,
AuthenticateResponseError, CtxParams1, ProfileInstallationResultData,
OtherSignedNotification, EuiccSignPIR, ErrorResult, NotificationMetadata,
CancelSessionResponseOk, SmdpSigned2, BoundProfilePackage, NotificationEvent,
VendorSpecificExtension, DpProprietaryData, OperatorId,
NotificationConfigurationInformation, ProfileClass, IconType, ProfileState,
OctetTo16 FROM RSPDefinitions {joint-iso-itu-t(2) international-organizations(23)
gsma(146) rsp(1) asn1modules(1) sgp22v2(2)};
-- ASN1STOP
```

Two encoding/decoding attributes are defined:

- **AUTOMATIC TAGS** means that the tags are defined automatically using the encoding rules unless a tag notation is present in a data object format definition.
- **EXTENSIBILITY IMPLIED** means that types MAY have elements that are not defined in this specification. This means that decoders SHALL be able to handle values with unspecified tags, either by processing them if they know their value content or ignoring them silently (without reporting an error) if they do not know them. This is useful when processing data definitions from a newer specification and to handle proprietary tag values.

As the eUICC cannot implement an off-the-shelf standard decoder, the requirement on extensibility SHALL NOT apply to the eUICC.

## 2.2 Roles

Roles are defined within SGP.31 [1] section 3.

## 2.3 Interfaces

The following table provides information about the interfaces within the architecture.

Interface	Between		Description
ES2+	Operator	SM-DP+	Used by the Operator to order Profiles for specific eUICCs as well as other administrative functions as defined in SGP.31 [1].
ES6	Operator	eUICC	Used by the Operator for the management of Operator services via OTA services as defined in SGP.31 [1].
ES8+	SM-DP+	eUICC	Provides a secure end-to-end channel between the SM-DP+ and the eUICC for the administration of the ISD-P and the associated Profile during download and installation. It provides Perfect Forward Secrecy as defined in SGP.31 [1].
ES9+	SM-DP+	IPA	Used to provide a secure transport between the SM-DP+ and the IPA for the delivery of the Bound Profile Package as defined in SGP.31 [1].
ES9+'	SM-DP+	eIM	Used to provide a secure transport between the SM-DP+ and the eIM for the delivery of the Bound Profile Package as defined in SGP.31 [1].
ES10a	IPA	eUICC	Used between the IPA (in the IoT Device) and the eUICC to handle a Profile discovery as defined in SGP.31 [1].
ES10b	IPA	eUICC	Used between the IPA (in the IoT Device) and the IPA Services to transfer a Bound Profile Package to the eUICC as defined in SGP.31 [1]. This interface plays no role in the decryption of Profile Packages.
ES11	IPA	SM-DS	Used by the IPA to retrieve Event Records for the respective eUICC as defined in SGP.31 [1].
ES11'	eIM	SM-DS	Used by the eIM to retrieve Event Records for the respective eUICC as defined in SGP.31 [1].
ES12	SM-DP+	SM-DS	Used by the SM-DP+ to issue or remove Event Registrations on the SM-DS as defined in SGP.31 [1].
ESep	eIM	eUICC	Logical end-to-end interface between the eIM and the eUICC used to transfer eUICC Packages for Profile State management and eIM configuration by eIM, as defined in SGP.31 [1].
ESipa	eIM	IPA	Logical interface between an eIM and an IPA, as defined in SGP.31 [1], used to trigger a Profile download at the IPA and to provide a secure transport for the delivery of eUICC Packages, unless the underlying transport provides necessary security.

**Table 1 Interfaces**

NOTE: Support of the ES10c interface as defined in SGP.22 [4] is out of scope of this specification.

## 2.4 eUICC Architecture

This section describes the internal high-level architecture of the eUICC.

NOTE: The eUICC architecture is very similar to that used in SGP.22 [4].

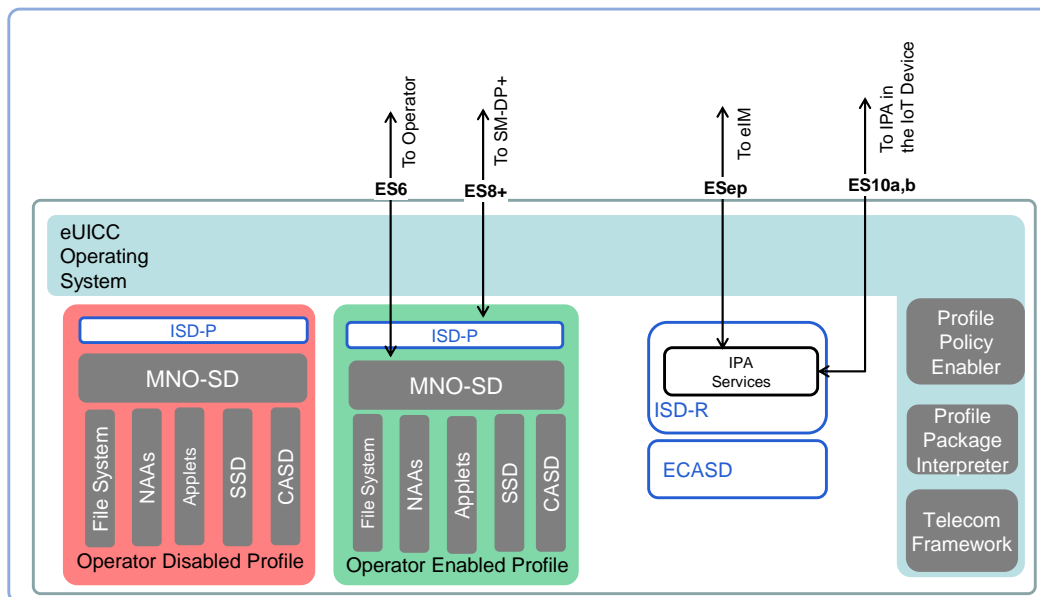


### 2.4.1 eUICC Architecture Diagram

The IPA SHALL be located either in the IoT Device (IPAd) or in the eUICC (IPAE).

#### 2.4.1.1 eUICC Architecture Diagram (IPA in the IoT Device)

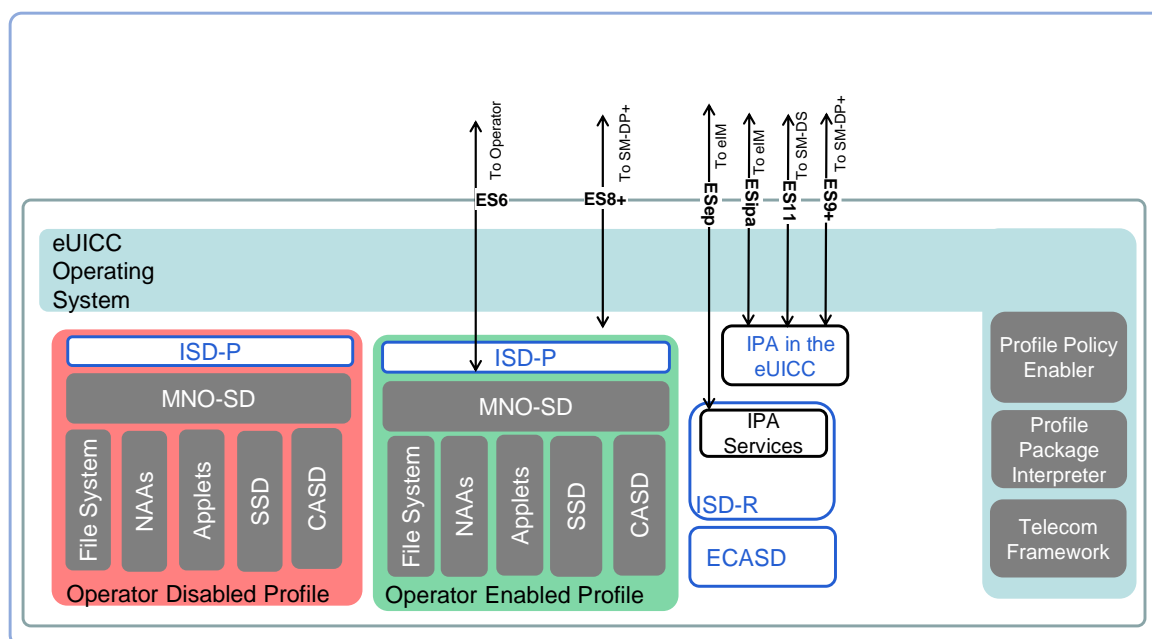
The following diagram represents the eUICC architecture when the IPA is located in the IoT Device.



**Figure 3 Schematic Representation of the eUICC (IPA in the Device)**

#### 2.4.1.2 eUICC Architecture Diagram (IPA in the eUICC)

The following diagram represents the eUICC architecture when the IPA is located in the eUICC.



**Figure 4 Schematic Representation of the eUICC (IPA in the eUICC)**

## 2.4.2 ECASD

The eUICC Controlling Authority Security Domain (ECASD) as defined in SGP.22 [4].

## 2.4.3 ISD-R

The ISD-R as defined in SGP.22 [4].

## 2.4.4 ISD-P

The ISD-P entity as defined in SGP.22 [4].

In addition to the current ISD-P as defined in SGP.22, the Connectivity Parameters MAY be included as per Table 93 from SGP.02 [6], with the exception of parameters related to SMS, and Table 95 from SGP.02 [6].

## 2.4.5 Profile

The Profile as defined in SGP.22 [4].

### 2.4.5.1 Operational Profile

The Operational Profile as defined in SGP.22 [4].

### 2.4.5.2 Provisioning Profile

The Provisioning Profile as defined in SGP.22 [4].

### 2.4.5.3 Test Profile

The Test Profile as defined in SGP.22 [4].

## 2.4.6 Telecom Framework

The Telecom Framework as defined in SGP.22 [4].

## 2.4.7 Profile Package Interpreter

The Profile Package Interpreter as defined in SGP.22 [4].

## 2.4.8 IPA in the eUICC

The IPAe is a functional element which provides similar features as those provided by the IPA in the IoT Device. The implementation of IPAe is OPTIONAL.

The technical implementation of the IPAe is EUM-specific.

## 2.4.9 IPA Services

This role provides the necessary access to the services and data required by functions of the IPA. These services include:

- Provide the address of the Root SM-DS and (if configured) the default SM-DP+
- Transfer Bound Profile Package from the IPAd to the ISD-P
- Provide list of installed Profiles and their Profile Metadata
- Retrieve EID
- Provide Profile State Management Operations
- Provide eUICC execution results and Notifications.

## 2.5 Profile Protection and Delivery

An Operator's Profile is protected within a Profile Package prior to being downloaded to the eUICC as defined in section 2.5 of SGP.22 [4].

## 2.6 Security Overview

### 2.6.1 Relation to SGP.22

This specification SHALL re-use the overall security features specified in SGP.22 [4] section 2.6, unless otherwise specified.

### 2.6.2 IoT Device Security

IoT Devices will be located in a wide variety of environments. It is a basic assumption that in addition to the measures described in this specification, these IoT Devices will have adequate security measures applied in order to provide whatever protection is required to satisfy the security policy for the use-case.

Descriptions of these additional measures are out of scope of this specification.

### 2.6.3 TLS Requirements

TLS v1.2 as defined in RFC 5246 [8] SHALL be the minimal version for any TLS connection in this specification.

DTLS v1.2 as defined in RFC 6347 [10] SHALL be the minimal version for any DTLS connection in this specification.

### 2.6.3.1 TLS Requirements for communication to the RSP Servers

For communication with SM-DP+ and SM-DS, all the TLS requirements defined in section 2.6.6 and 6.1 (and its subsections) of SGP.22 [4] SHALL apply, where the IPA plays the role of the LPA. In addition, the following requirements apply:

- TLS with server authentication SHALL be used over ES9+' (eIM with SM-DP+), and ES11' (eIM with SM-DS).

NOTE: Here the eIM is playing the role of the LPA.

- TLS with mutual authentication MAY be used over ES2+. If TLS with mutual authentication is not used over ES2+, ES2+ SHALL be protected with level of security equivalent to TLS.

### 2.6.3.2 TLS/DTLS Requirements for communication to the eIM

NOTE: The following TLS/DTLS requirements for communication with the eIM applies to section 3.1.2.1 and 3.1.2.2.

TLS v1.3 as defined in RFC8446 [9] and DTLS v1.3 as defined in RFC 9147 [11] MAY be supported for the communication over ESipa (IPA with eIM).

TLS with server authentication SHALL be used. The client (e.g., IPA) either directly trusts the server (i.e., eIM) Certificate or public key, or trusts the CA to which the server Certificate chains back or trusts an intermediate CA along the path.

The following elliptic curve(s) SHALL be supported:

- NIST P-256 with the namedCurve secp256r1 (23) as defined in RFC 8422 [15]

The following elliptic curves MAY be supported:

- brainpoolP256r1(26) as defined in RFC 7027 [16],
- NIST P-384 with the namedCurve secp384r1 (24) as defined in RFC 8422 [15],
- Ed25519 as defined in RFC 8410 [18], and x25519 with the namedCurve x25519 (29) as defined in RFC 8422 [15]

The following cipher suites SHALL be supported:

- For (D)TLS 1.2
  - TLS\_ECDHE\_ECDSA\_WITH\_AES\_128\_GCM\_SHA256 as defined in RFC 5289 [17]
  - TLS\_ECDHE\_ECDSA\_WITH\_AES\_256\_GCM\_SHA384 as defined in RFC 5289 [17]
- For (D)TLS 1.3
  - TLS\_AES\_128\_GCM\_SHA256 as defined in TLS 1.3 (RFC 8446 [9])
  - TLS\_AES\_256\_GCM\_SHA384 as defined in TLS 1.3 (RFC 8446 [9])

The following cipher suites MAY be supported:

- For (D)TLS 1.2
  - TLS\_ECDHE\_RSA\_WITH\_AES\_256\_GCM\_SHA384 as defined in RFC 5289 [17]
- For (D)TLS 1.3

- TLS\_CHACHA20\_POLY1305\_SHA256 as defined in TLS 1.3 (RFC 8446 [9])

## 2.6.4 eIM Keys and eIM Certificates

### 2.6.4.1 eIM Keys and eIM Certificates Naming Conventions

The eIM keys and eIM Certificates used in this specification are named according to the conventions described in this section.

The general name structure is: <XX>. <YY>. <ZZ>

Where:

- <XX> designates the nature of the element, the following values are defined:
  - PK: the public key of an asymmetric key pair
  - SK: the private key of an asymmetric key pair
  - CERT: a Certificate containing a public key
- <YY> designates the owner of the element, the following values are defined:
  - EIM: an eIM
- <ZZ> designates the usage of the element, the following values are defined:
  - ECDSA: for a digital signature
  - TLS: for TLS connection establishment
  - DTLS: for DTLS connection establishment

Examples:

- PK.EIM.ECDSA: Public key of an eIM, used to verify an eIM signature.
- CERT.EIM.TLS: Certificate of the eIM, used to establish TLS connection.

### 2.6.4.2 Algorithms and Parameters for eIM Signing Key

This section provides the values to be set in 'AlgorithmIdentifier.algorithm' and 'AlgorithmIdentifier.parameters' fields of the eIM signing key for each of the algorithms used in this specification.

For section 'subjectPublicKeyInfo' the following settings SHALL apply:

'AlgorithmIdentifier.algorithm' field SHALL be set to: "iso (1) member-body (2) us (840) ansi-X9-62(10045) keyType (2) ecPublicKey (1)" as defined in RFC 5480 [27], or

'AlgorithmIdentifier.parameters' field SHALL be set to:

- for BrainpoolP256r1: "iso (1) identified-organization (3) teletrust (36) algorithm (3) signatureAlgorithm (3) ecSign (2) ecStdCurvesAndGeneration (8) ellipticCurve (1) versionOne (1) brainpoolP256r1 (7)" as defined in RFC 5639 [24]
- for NIST P-256: "iso (1) member-body (2) us (840) ansi-X9-62 (10045) curves (3) prime (1) prime256v1(7)" as defined in RFC 5480 [27]

### 2.6.4.3 eIM Signing Certificate (CERT.EIM.ECDSA)

This specification supports X.509 certificate format as defined in RFC 5280 [25].

The table below describes the common fields that a CERT.EIM.ECDSA SHALL contain.

Certificate common fields		
Field	Value Description	
tbsCertificate	Data to be signed	
	Field	Value Description
	version	Version SHALL be 3.
	serialNumber	Certificate serial number.
	signature	Contains the algorithm identifier used to compute the value of the field 'signatureValue'. NOTE: The algorithm identifier value SHALL be the same as the one of the field 'signatureAlgorithm'.
	issuer	Distinguished Name of the entity that has signed the certificate.
	validity	Validity period of the eIM Certificate.
	subject	Distinguished Name of the entity owning the certificate. The following DN components SHALL be used: CN=<eIMiD> -- mandatory C=<country code> -- mandatory O=<company> -- optional OU=<organizational unit> -- optional L=<locality> -- optional
	subjectPublicKeyInfo	Contains the algorithm identifier, parameters, and public key value. Algorithm identifier and parameters SHALL be set according to section 2.6.4.2 subjectPublicKeyInfo.subjectPublicKey contains the public key value and SHALL be coded as defined in RFC 5480 [27].
	Extension for Authority Key Identifier (RFC 5280 [25] section 4.2.1.1)	extnID = id-ce-authorityKeyIdentifier critical = false extnValue = <Identifier of the public key to verify this certificate> To identify the CA public key that has to be used to verify this certificate.
	Extensions for Key Usage (RFC 5280 [25] section 4.2.1.3)	Extension for Key usage (RFC 5280 [25] section 4.2.1.3): extnID = id-ce-keyUsage critical = true extnValue = digitalSignature (0)

	Other extensions	CRL and OCSP SHOULD NOT be defined, since the eUICC will have no means to access those.  Policies SHOULD NOT be defined since they will increase the certificate size.  Subject Alternative Names SHOULD NOT be specified.
signatureAlgorithm	Section 2.6.4.2	
signatureValue	Signature computed accordingly to one of the possible algorithms listed in section 2.6.4.2	

**Table 2 eIM Certificate fields**

#### 2.6.4.4 eIM TLS/DTLS Certificate (CERT.EIM.TLS)

This specification supports X.509 certificate format as defined in RFC 5280 [25].

The table below describes the common fields that a CERT.EIM.TLS or CERT.EIM.DTLS SHALL contain.

NOTE: If the eIM supports both TLS and DTLS, it may use the same certificate.

Certificate common fields		
Field	Value Description	
tbsCertificate	Data to be signed	
	Field	Value Description
	version	Version SHALL be 3.
	serialNumber	Certificate serial number.
	signature	Contains the algorithm identifier used to compute the value of the field 'signatureValue'. NOTE: The algorithm identifier value SHALL be the same as the one of the field 'signatureAlgorithm'.
	issuer	Distinguished Name of the entity that has signed the certificate.
	validity	Validity period of the eIM TLS/DTLS Certificate.
	subject	Distinguished Name of the entity owning the certificate. The following DN components SHALL be used: CN=<eIMiD> -- mandatory C=<country code> -- mandatory O=<company> -- optional OU=<organizational unit> -- optional L=<locality> -- optional

	subjectPublicKeyInfo	<p>Contains the algorithm identifier, parameters, and public key value.</p> <p>Algorithm identifier and parameters SHALL be set according to section 2.6.4.2</p> <p>subjectPublicKeyInfo.subjectPublicKey contains the public key value and SHALL be coded as defined in RFC 5480 [27].</p>
	Extension for Authority Key Identifier (RFC 5280 [25] section 4.2.1.1)	<p>extnID = id-ce-authorityKeyIdentifier critical = false extnValue = &lt;Identifier of the public key to verify this certificate&gt;</p> <p>To identify the CA public key that has to be used to verify this certificate.</p>
	Extensions for Key Usage (RFC 5280 [25] section 4.2.1.3)	<p>Extension for Key usage (RFC 5280 [25] section 4.2.1.3): extnID = id-ce-keyUsage critical = true extnValue = digitalSignature (0)</p>
	Extensions for subjectAltName (RFC 5280 [25] section 4.2.1.6):	<p>extnID = id-ce-subjectAltName critical = false extnValue = GeneralNames ::= {</p> <pre>{   dNSName '&lt;eIM hostname (FQDN) value&gt;' }, {   registeredID '&lt;eIM OID value&gt;' } }</pre> <p>This extension SHALL contain at least one dNSName entry, and only one registeredID entry. A dNSName entry MAY contain the wildcard character * as allowed by RFC 2818 [31].</p>



	Extension for extendedKeyUsage (RFC 5280 [25] section 4.2.1.12)	Extension for Extended Key usage (RFC 5280 [25] section 4.2.1.12): extnID = id-ce-extKeyUsage critical = true extnValue = ExtKeyUsageSyntax ::{ { id-kp-serverAuth }, { id-kp-clientAuth } }  Certificate SHALL not contain any other extended key usage.
	Other extensions	Extension for CRL Distribution Points (RFC 5280 [25] section 4.2.1.13).  Policies SHOULD NOT be defined since they will increase the certificate size.
signatureAlgorithm	Section 2.6.4.2	
signatureValue	Signature computed accordingly to one of the possible algorithms listed in section 2.6.4.2	

**Table 3 eIM TLS/DTLS Certificate fields**

### 2.6.5 Use of Server Name indication extension (SNI) for ESipa.

Server Name Indication, often abbreviated SNI, is an extension for TLS protocol. This extension allows multiple hostnames and consequently multiple TLS certificates to be served over HTTPS from the same IP address.

This capacity could be useful for the eIM server to select the right TLS certificate chain that IPA is able to verify.

This section provides to the IPA and the eIM Server a mechanism to guide the eIM Server selection of an appropriate TLS certificate chain.

The eIM Server and the IPA SHOULD support this mechanism. An eIM Server and an IPA that support this mechanism SHALL comply with this section.

#### IPA/Device side:

An IPA SHALL perform a DNS resolution using the eIM FQDN registered during the eIM association, then IPA SHALL proceed with the TLS handshake including the "server\_name" extension defined in RFC 6066 [35] in the ClientHello containing the eIM FQDN. If the eIM Server replies with a fatal-level alert different from unrecognized\_name(112), the IPA SHALL retry the TLS handshake without sending the Server Name indication extension.

NOTE: This section is also applicable to the IP Ae.

### **eIM Server side:**

The eIM Server SHALL take care that its domain names in their final encoding do not violate the length limits of domain names.

The eIM Server SHALL support the "server\_name" extension to determine the TLS certificate to use.

- If the received ClientHello message contains the "server\_name" extension with an unrecognized FQDN, the eIM Server SHALL abort the handshake by sending a fatal-level unrecognized\_name(112) alert.
- If the received ClientHello message doesn't contain the "server\_name" extension, the eIM Server SHOULD use a TLS certificate associated with a default domain.

## **2.7 Certificate Management**

### **2.7.1 RSP Server Certificates**

The RSP Server Certificate management and verification SHALL follow what is specified in SGP.22 [4].

### **2.7.2 eUICC/EUM Certificates**

The RSP Certificate revocation management as defined in SGP.22 [4] does not apply to the eUICC. Therefore, the revocation management is not supported by the eUICC and the IPA or eIM SHALL NOT pass any revocation information (CRL, OCSP) to the eUICC.

The eUICC Certificates (i.e., CERT.EUICC.ECDSA) according to SGP.22 [4] SHALL be used. A Field-Test eUICC MAY contain certificates that chain up to the GSMA CI for the purpose of integration and/or end-to-end testing, as defined in SGP.22 [4].

### **2.7.3 eIM Certificates**

The following Certificates MAY be supported, and MAY be revoked at any time:

- eIM Certificate for signing eUICC Packages (if any)
- eIM DTLS/TLS Certificate (if any)

The issuance, verification and revocation of eIM Certificates for signing eUICC Packages are implementation specific and out of scope of this specification.

If an eIM utilizes DTLS/TLS for ESipa protection, the eIM SHALL use a Certificate or Public Key. The eIM DTLS/TLS Certificate (if any) or the CA that issues the eIM DTLS/TLS Certificate SHALL be trusted by the IPA. This CA MAY be public or private. In case of TLS, there SHALL be means for the IPAd to check the revocation status of this Certificate either through CRL or OCSP [21] made available by the issuing CA. The eIM MAY provide OCSP stapling. In case of DTLS, revocation status SHALL NOT be checked.

**NOTE:** For constrained IoT Devices, a private CA allows for flexibility in configuring how many sub CA layers are utilized or in defining the CA lifecycle.

A Certificate listed in a CRL SHALL be considered as definitively revoked (i.e., the 'Hold' state is not considered).

## 2.8 Profile Policy Management

Profile Policy Management provides mechanisms by which Profile Owners can enforce the conditions of use under which services are provided. Please refer to section 2.9 of SGP.22 [4] for details on this.

## 2.9 Profile State Management

Profile State Management Operation is related to the state update of a Profile in a dedicated ISD-P on the eUICC (e.g.: enable Profile, disable Profile, delete Profile, list Profile information).

### 2.9.1 Profile State Management by the eIM

Profile State Management is performed by an eIM. For this purpose, the eIM SHALL prepare a signed eUICC Package. For Profile State Management, an eUICC Package contains one or more PSMOs.

The eUICC Package is provided from the eIM to the IPA via ESipa. IPA transfers the eUICC Package to the eUICC via ES10b. The eUICC verifies the signature of the eUICC Package and, upon successful verification, executes the eUICC Package and generates a signed eUICC Package Result. The eUICC Package Result is provided to the IPA that provides it to the eIM. The eIM verifies the signature of the eUICC Package Result before processing the execution result of the eUICC Package.

All the procedure of Profile State Management by the eIM are described in section 3.4.

### 2.9.2 Immediate Profile enabling of an IPA initiated Profile download from default SM-DP+

The IPA MAY initiate a Profile download request towards the eUICC by instructing the use of the default SM-DP+. Subsequent to successful download and installation, the IPA MAY also request the eUICC to enable this newly downloaded Profile. The eUICC MAY be configured to support the immediate enabling:

- by EUMs during eUICC manufacturing, or
- by an Associated eIM via PSMO, or
- by the IPA via ES10b only if there is no Associated eIM.

If immediate enabling is not configured within the eUICC, the request for immediate Profile enabling SHALL be rejected.

An eUICC configured to support the immediate enabling and requested by IPA to immediately enable a particular Profile, SHALL verify that the OID and FQDN of the SM-DP+ from where the Profile is downloaded match to the default SM-DP+ data (OID and FQDN) stored in the eUICC (see section 3.2.3.1). The storage of the default SM-DP+ data MAY be performed according to the following options:

- by EUMs during eUICC manufacturing, or
- by an Associated eIM via PSMO, or

- by the IPA via ES10b only if there is no Associated eIM.

NOTE: SM-DS triggered Profile download and immediate enabling without signed PSMO from any potentially Associated eIM is not specified in this version of the specification.

## 2.10 eIM Configuration

In order to perform Profile State Management Operation on a given eUICC, an eIM SHALL be associated with this eUICC. For every Associated eIM the eUICC stores the eIM Configuration Data (see section 2.11.1.1.1) that is used by the eUICC for verification of signed PSMOs and Signed eIM Configuration Operations as part of eUICC Package(s).

eIM Configuration Operations MAY be performed at different stages within the eUICC or IoT Device life cycle as described in SGP.31 [1].

NOTE: Annex B of SGP.31 [1] describes the different eIM Configuration scenarios.

### 2.10.1 eIM Configuration by eIM

If an eUICC has an Associated eIM, only Signed eIM Configuration SHALL be accepted by the eUICC after successful verification of the signature of the Associated eIM. Any Unsigned eCO SHALL be rejected by the eUICC.

When an eUICC has one or more Associated eIMs, a signed eUICC Package SHALL be prepared by one of the Associated eIM to make changes to the eIM Configuration Data of the eUICC. The signed eUICC Package SHALL be transferred from the eIM to the IPAd via ESipa (see also Annex B.5 of SGP.31 [1]) and further to the eUICC where it will be processed. The details are described in section 3.5.1.

The signed eUICC Package contains one or more eIM Configuration Operations. The following eIM Configuration Operations MAY be supported by the eIM and SHALL be supported by the eUICC:

- **addEim:** Adds an Associated eIM to the eUICC by providing its eIM Configuration Data including the `eimID` to the eUICC.
- **deleteEim:** Deletes an Associated eIM identified by its `eimID` from the eUICC. If the successfully deleted Associated eIM was the last available Associated eIM, the eUICC SHALL allow ES10b.AddInitialEim again.
- **updateEim:** Updates eIM Configuration Data, i.e., the public key or Certificate and the related anti-replay counter value of an Associated eIM with a given `eimID` within the eUICC while keeping the same `eimID`.
- **listEim:** Requests the eUICC to provide a list of all currently configured Associated eIMs to the eIM.

NOTE1: Replacing an existing Associated eIM with a new Associated eIM could be realized by first adding a new Associated eIM and then deleting the existing Associated eIM.

NOTE2: How the eIM triggers the IPA is out of scope of this specification.

## 2.10.2 eIM configuration by IPA

If an eUICC does not have an Associated eIM, the eUICC SHALL accept Unsigned eCO.

To enable Unsigned eCO, the IPAd MAY and the eUICC SHALL support the following function:

- ES10b.AddInitialEim: Adds eIM Configuration Data of a particular eIM with a given eimID to an eUICC that does not yet contain any Associated eIM.

NOTE: Mechanisms and functions used for Unsigned eCO at eUICC production (see Annex B.1 of SGP.31 [1]) are out of scope of this specification.

In addition, the eUICC and the IPAd MAY support ES10b.eUICCMemoryReset to completely remove all eIM Configuration Data of all Associated eIMs from the eUICC.

NOTE: The security of this mechanism is left to the implementation as described in SGP.31 [1].

## 2.11 eIM Package Structures

This section describes the structure of eIM Package requests and responses that comprise:

- Signed eUICC Package and its execution result.
- IPA and/or eUICC data
- Profile Download trigger
- List of Notifications
- Acknowledgements of eUICC Package Results and Notifications

### 2.11.1 eIM Package Request

The eIM Package request contains either:

- an EuiccPackageRequest,
- an IpaEuiccDataRequest,
- a ProfileDownloadTriggerRequest, or
- an EimAcknowledgements

data object.

#### 2.11.1.1 EuiccPackageRequest

The signed eUICC Package structure SHALL be encoded in the ASN.1 data object as shown below.

```
-- ASN1START
EuiccPackageRequest ::= [81] SEQUENCE { -- Tag ' BF51', #SupportedForPsmoV1.0.0#
    euiccPackageSigned EuiccPackageSigned,
    eimSignature [APPLICATION 55] OCTET STRING -- Tag '5F37'
}

EuiccPackageSigned ::= SEQUENCE {
    eimId [0] UTF8String (SIZE(1..128)),
    eidValue [APPLICATION 26] Octet16, -- Tag '5A'
    counterValue [1] INTEGER,
```

```
eimTransactionId [2] TransactionId OPTIONAL,  
euiccPackage EuiccPackage  
}  
  
EuiccPackage ::= CHOICE {  
  psmoList SEQUENCE OF Psmo, -- #SupportedForPsmoV1.0.0#  
  ecoList SEQUENCE OF Eco -- #SupportedForEcoV1.0.0#  
}  
-- ASN1STOP
```

The `euiccPackageSigned` includes:

- eIM identifier (`eimId`): identifier of the eIM that issues the eUICC Package. See section 4.3.
- EID (`eidValue`) of the targeted eUICC.
- Counter value (`counterValue`) used by the eIM for replay protection. Each eIM manages its own counter. The eIM increments its `counterValue` by 1 for each eUICC Package being sent to the target eUICC. The eUICC implementation SHALL be able to handle counter values at least up to value of 8388607 (0x7FFFFFF), included.
- Optional Transaction ID (`eimTransactionId`, see [4]).
- eUICC Package (`euiccPackage`) consisting of either PSMOs or eCOs.

The eIM SHALL sign the `euiccPackageSigned` data object concatenated with the `associationToken` data object (retrieved from the eIM Configuration Data) to create the `eimSignature`. If no association token is configured in the eIM Configuration Data, the `associationToken` data object SHALL be used with the value set to zero (i.e., '84 01 00') for creating the signature.

The eUICC returns the same `eimId`, `eimTransactionId` and `counterValue` in the eUICC Package Result, which allows the eIM to link a received eUICC Package Result to a sent eUICC Package.

#### 2.11.1.1.1 eIM Configuration Data

The eIM Configuration Data stored by the eUICC for each Associated eIM consists of:

- `eimId`: uniquely identifies the Associated eIM within the eUICC. See section 4.3.
- `eimFqdn`: Identifier of the eIM that issues the eUICC Package encoded as a FQDN.

NOTE: In case an intermediate server, e.g. MQTT Broker, is used for the communication between the eIM and the IoT Device, the identifier of that intermediate server is provided in `eimFqdn`.

- `eimIdType`: For more information regarding eIM identifier types (`EimIdType`) see section 4.3.
- `counterValue`: used to protect against replay of eUICC Packages sent by the eIM. The highest received `counterValue` per Associated eIM is stored within the eUICC. The eUICC implementation SHALL be able to handle counter values at least up to value of 8388607 (0x7FFFFFF), included. The eUICC SHALL return the error code `counterValueOutOfRange` in case the `counterValue` exceeds the maximum value supported by the eUICC.
- `associationToken`: optional, for replay protection. The association token is the value of one global counter on each eUICC, which SHALL start at zero and SHALL be

incremented to generate the next association token each time an association token is requested (i.e., the first association token will be 1). It SHALL NOT be possible to reset the counter by any mechanism (e.g., eUICC Memory Reset).

**NOTE:** The association token can protect against an attack scenario where a whole sequence of operations beginning with AddInitialEim is replayed after a reset of the eIM Configuration Data. It is optional to configure this mechanism for an eIM.

- `eimPublicKeyData`: eIM public key data either as a raw public key (`eimPublicKey`) or as a Certificate (`eimCertificate`), used for eUICC Package verification.
- `trustedPublicKeyDataTls`: either eIM public key (`trustedEimPkTls`) or a Certificate (`trustedCertificateTls`) used for TLS/DTLS. The `trustedCertificateTls` is a certificate that is trusted in the chain of certificates ending with the eIM certificate (leaf certificate). This certificate MAY be the certificate of the eIM itself, or the certificate of the root CA or the certificate of a trusted intermediate CA. This certificate SHALL contain the SubjectKeyIdentifier extension. A root CA or intermediate CA certificate SHALL include the BasicConstraints extension with the value of “cA” set to TRUE[25]. The IPAd MAY ignore this field.
- `eimSupportedProtocol`: For more information regarding eIM protocol support (`EimSupportedProtocol`) see section 4.2.
- `euiccCiPKId`: CI Public Key Identifier allowing to select the eUICC Certificate for signing eUICC Package Results returned to this eIM. If not provided, the first entry of `euiccCiPKIdListForSigning` in eUICCInfo2 SHALL be used as `euiccCiPKId`.
- `indirectProfileDownload`: if present it indicates the eIM support of Indirect Profile download with indicated `EimSupportedProtocol`.

**NOTE:** `trustedCertificateTls` data object is needed if the IoT Device uses the IP Ae and the eIM Package transfer use `eimRetrieveHttps` or `eimRetrieveCoaps`. This will allow to avoid any potential failure of the TLS/DTLS session.

When adding, updating, or retrieving eIM Configuration Data for a particular eIM from the eUICC the following ASN.1 data object is used, where the optionality of certain fields is described below:

```
-- ASN1START
EimConfigurationData ::= SEQUENCE {
    eimId [0] UTF8String (SIZE(1..128)), -- eimId of eIM
    eimFqdn [1] UTF8String OPTIONAL, -- FQDN of eIM or intermediate server, if used
    eimIdType [2] EimIdType OPTIONAL,
    counterValue [3] INTEGER OPTIONAL, -- initial counterValue for the eIM
    associationToken [4] INTEGER OPTIONAL,
    eimPublicKeyData [5] CHOICE {
        eimPublicKey SubjectPublicKeyInfo, -- public key of eIM, used for eUICC
        Package signature verification, where the encoding follows X.509 standard
        eimCertificate Certificate -- certificate of eIM, used for eUICC Package
        signature verification, where the encoding follows X.509 standard
    } OPTIONAL,
    trustedPublicKeyDataTls [6] CHOICE {
        trustedEimPkTls SubjectPublicKeyInfo, -- public key of eIM, used for TLS or DTLS,
        where the encoding follows X.509 standard
    } OPTIONAL
}
```

```
    trustedCertificateTls Certificate -- either the certificate of eIM, used for
(D)TLS, or the certificate of the CA, where the encoding follows X.509 standard
  } OPTIONAL,
  eimSupportedProtocol [7] EimSupportedProtocol OPTIONAL,
  eiccCiPKId [8] SubjectKeyIdentifier OPTIONAL, -- CI Public Key Identifier
supported on the eUICC for signature creation
  indirectProfileDownload[9] NULL OPTIONAL -- support of Indirect Profile download
with indicated EimSupportedProtocol
}
EimIdType ::= INTEGER {
  eimIdTypeOid(1),
  eimIdTypeFqdn(2),
  eimIdTypeProprietary(3)
}
EimSupportedProtocol ::= BIT STRING {
  eimRetrieveHttps(0),
  eimRetrieveCoaps(1),
  eimInjectHttps(2),
  eimInjectCoaps(3),
  eimProprietary(4)
}
-- ASN1STOP
```

### 2.11.1.1.2 eUICC Package Request Containing eCOs

The eCOs within the eUICC Package request SHALL be encoded in the ASN.1 data object as shown below.

```
-- ASN1START
Eco ::= CHOICE {
  addEim [8] EimConfigurationData, -- for eIM configuration data see 2.11.1
  deleteEim [9] SEQUENCE {eimId [0] UTF8String},
  updateEim [10] EimConfigurationData,
  listEim [11] SEQUENCE {}
}
-- ASN1STOP
```

If the eCO is the addition of an Associated eIM (addEim), then eimId, counterValue and eimPublicKeyData SHALL be provided as part of the EimConfigurationData data object.

The trustedPublicKeyDataTls is optional in EimConfigurationData data object. It SHOULD be provided in addEim if the IpaMode in eUICCInfo2 is ipae, and if the eimSupportedProtocol contains eimRetrieveHttps or eimRetrieveCoaps.

**NOTE :** Ipad of some IoT Devices may need to retrieve trustedPublicKeyDataTls from the eUICC by calling GetEimConfigurationData. In this case, trustedPublicKeyDataTls needs to be included in EimConfigurationData data of addEim.

The eimFqdn is optional for the eIM to provide in EimConfigurationData data object. It SHALL be provided if eimIdType is not eimIdTypeFqdn in the EimConfigurationData data object. It SHALL NOT be provided if eimIdType is eimIdTypeFqdn in that EimConfigurationData data object, to avoid redundancy with eimId.

The eimIdType is optional for the eIM to provide in EimConfigurationData data object. If not provided, the eUICC SHALL assign the value eimIdTypeProprietary before storing



the eIM Configuration Data. If the eUICC is requested to calculate an association token for the new Associated eIM, the `associationToken` data object SHALL be provided with the value set to -1. Otherwise, the data object SHALL NOT be provided.

The `eimSupportedProtocol` is optional for the eIM to provide in `EimConfigurationData` data object. If not provided, the eUICC SHALL assign the value where only the `eimProprietary` bit is set before storing the eIM Configuration Data.

The `euiccCiPKId` is optional for the eIM to provide in `EimConfigurationData`. If not provided, the eUICC SHALL assign the value of first entry of `euiccCiPKIdListForSigning` in `eUICCInfo2` before storing the eIM Configuration Data.

If the eCO is the update of the configuration of an Associated eIM (`updateEim`), then `eimId` of the target Associated eIM and at least one of either `counterValue`, `eimPublicKeyData`, `eimIdType`, `eimFqdn`, `eimSupportedProtocol`, `trustedPublicKeyDataTls`, `euiccCiPKId` or `indirectProfileDownload` SHALL be provided as part of the `EimConfigurationData` data object. The `associationToken` data object SHALL NOT be provided.

`eimId` is used to retrieve the associated configuration. Updating `eimId` SHALL NOT be permitted. Updating `counterValue` to a lower value without also updating `eimPublicKeyData` SHALL NOT be permitted.

If the eCO is the deletion of an Associated eIM (`deleteEim`), then only the `eimId` of the target Associated eIM SHALL be provided.

### 2.11.1.1.3 eUICC Package Request Containing PSMOs

The PSMOs within the eUICC Package request SHALL be encoded in the ASN.1 data object as shown below.

```
-- ASN1START
Psmo ::= CHOICE {
  enable [3] SEQUENCE {
    iccid [APPLICATION 26] Iccid,
    rollbackFlag NULL OPTIONAL
  },
  disable [4] SEQUENCE {iccid [APPLICATION 26] Iccid},
  delete [5] SEQUENCE {iccid [APPLICATION 26] Iccid},
  listProfileInfo [45] ProfileInfoListRequest, -- Tag 'BF2D'
  getRAT [6] SEQUENCE {},
  configureImmediateEnable [7] SEQUENCE {
    immediateEnableFlag [0] NULL OPTIONAL,
    defaultSmdpOid [1] OBJECT IDENTIFIER OPTIONAL,
    defaultSmdpAddress [2] UTF8String OPTIONAL
  },
  setFallbackAttribute [8] SEQUENCE {iccid [APPLICATION 26] Iccid},
  unsetFallbackAttribute [9] SEQUENCE {},
  setDefaultDpAddress [101] SetDefaultDpAddressRequest -- Tag 'BF65'
}
-- ASN1STOP
```

The `iccid` indicates the target Profile at the eUICC as defined in SGP.22 [4].

The `rollbackFlag` is presented by the eIM within the `enable` PSMO. The IPA MAY trigger the Rollback Mechanism using the `ES10b.ProfileRollback` function if the newly enabled Profile fails to provide connectivity.

The `listProfileInfo` SHALL be coded and processed as defined in section 5.9.14.

If no tag list is present for `listProfileInfo`, the eUICC SHALL return by default the following list:

- ICCID, tag '5A'
- ISD-P AID, tag '4F'
- Profile state, tag '9F70'
- Service provider name, tag '91'
- Profile name, tag '92'
- Profile Class, tag '95'
- ecallIndication, tag '9F7B'
- fallbackAttribute, tag '9F26'
- fallbackAllowed, tag '9F67'

Immediate Profile enabling is activated when `immediateEnableFlag` is present in the `configureImmediateEnable` command and deactivated when `immediateEnableFlag` is not present. The configuration of default SM-DP+ data (`defaultSmdpOid` and `defaultSmdpAddress`) for use in the immediate Profile enabling is possible independently of whether the `immediateEnableFlag` is present or not.

The `setDefaultDpAddress` SHALL be coded and processed as defined in section 5.9.25.

At most one `enable` command SHALL occur in an eUICC Package.

At most one `disable` command SHALL occur in an eUICC Package.

A `listProfileInfo` command SHALL NOT occur after an `enable`, `disable` or `delete` command in an eUICC Package. If this situation occurs the response SHALL indicate the error `profileChangeOngoing`.

The `setFallbackAttribute` command is used to set the Fallback Attribute for the target Profile. The IPA MAY trigger the Fallback Mechanism using the ES10b.

Execute `FallbackMechanism` function (see section 5.9.20) if the IoT Device detects a permanent loss of connectivity using the currently enabled Profile. The IPA MAY afterwards disable the Fallback Profile using the `ES10b.ReturnFromFallback` function (see section 5.9.21).

NOTE: How the IoT Device detects a permanent loss of connectivity is implementation specific. How and upon which events the IPA is instructed by the IoT Device to execute an enable or disable of the Fallback Profile is IoT Device implementation specific.

The `unsetFallbackAttribute` command is used to unset the Fallback Attribute for the target Profile.

### 2.11.1.2 IpaEuiccDataRequest

The `IpaEuiccDataRequest` is used by the eIM to retrieve data from eUICC and/or IPA. It SHALL be encoded as follows:

```
-- ASN1START
IpaEuiccDataRequest ::= [82] SEQUENCE { -- Tag BF52
  tagList [APPLICATION 28] OCTET STRING, -- Tag '5C'
  euiccCiPKIdentifierToBeUsed OCTET STRING OPTIONAL, -- CI Public Key Identifier
  (possibly truncated) supported on the eUICC for signature creation
  searchCriteriaNotification [1] CHOICE {
    seqNumber [0] INTEGER,
    profileManagementOperation [1] NotificationEvent
  } OPTIONAL,
  searchCriteriaEuiccPackageResult [2] CHOICE {
    seqNumber [0] INTEGER
  } OPTIONAL,
  eimTransactionId [3] TransactionId OPTIONAL -- Tag '82'
}
-- ASN1STOP
```

The eIM MAY request one or more IPA and eUICC data items by listing each tag of a requested item in the `tagList` of `IpaEuiccDataRequest`. The following IPA and eUICC data and tags are defined:

- List of Notifications tag 'A0'.
- Default SM-DP+ address (see SGP.22 [4]), tag '81'.
- eUICC Package Results, tag 'A2'.
- eUICCInfo1 (see section 5.9.2 of this specification), tag 'BF20'.
- eUICCInfo2 (see section 5.9.2 of this specification), tag 'BF22'.
- Root SM-DS address (see SGP.22 [4]), tag '83'.
- Association token (see sections 2.11.1 and 5.9.18 of this specification), tag '84'.
- EUM certificate (see SGP.22 [4]), tag 'A5'.
- eUICC certificate (see SGP.22 [4]), tag 'A6'.
- IPA Capabilities (see section 4.1), tag 'A8'.
- Device Information (see SGP.22 [4] section 4.2), tag 'A9'.

Any tag that is present in the `tagList` of `IpaEuiccDataRequest`, but is not in the list of tags above, is ignored without error.

In order to select between multiple of EUM certificates and eUICC certificates within the eUICC the eIM MAY provide the CI Public Key Identifier (`euiccCiPKIdentifierToBeUsed`). If present, the full CI Public Key Identifier (20 bytes) SHALL be sent to an IPA without IPA Capability `minimizeEsipaBytes` and the CI Public Key Identifier in truncated form SHALL be sent to an IPA with IPA Capability `minimizeEsipaBytes` (to minimize the number of transmitted bytes). Truncated form means only enough leading bytes of the CI Public Key Identifier are provided for IPA to be able to uniquely locate and extract the chosen CI Public Key Identifier from the `euiccCiPKIdListForSigning` of `eUICCInfo1` / `eUICCInfo2`. If `euiccCiPKIdentifierToBeUsed` is not provided, the first entry of `euiccCiPKIdListForSigning` in `eUICCInfo1` / `eUICCInfo2` SHALL be used as `euiccCiPKIdentifierToBeUsed` when selecting the EUM certificate and/or eUICC certificate to return.

The `searchCriteriaNotification` and `searchCriteriaEuiccPackageResult` data object can be used to filter the list of Notifications or eUICC Package Results that SHALL be returned by the IPA according to the following:

- If tag 'A0' is present in the `tagList`, then
  - if there is no `searchCriteriaNotification` the IPA SHALL return the `notificationsList` as part of the `IpaEuiccDataResponse` containing all Notifications stored in the eUICC.
  - if the `searchCriteriaNotification` is present and specifies `seqNumber`, and there is a Notification with the given sequence number stored in the eUICC, then the IPA SHALL return the `notificationsList` as part of the `IpaEuiccDataResponse` containing the Notification.
  - if the `searchCriteriaNotification` is present and specifies `profileManagementOperation` the IPA SHALL return the `notificationsList` as part of the `IpaEuiccDataResponse` containing all the Notifications of the types specified by `profileManagementOperation` (a bit set to 1 in the `profileManagementOperation` indicates that the eUICC SHALL return all the Notifications corresponding to this type).
- If tag 'A2' is present in the `tagList`, then
  - if there is no `searchCriteriaEuiccPackageResult` the IPA SHALL return the `euiccPackageResults` as part of the `IpaEuiccDataResponse` containing all eUICC Package Results stored in the eUICC.
  - if the `searchCriteriaEuiccPackageResult` is present and specifies `seqNumber`, and there is an eUICC Package Result with the given sequence number stored in the eUICC, then the IPA SHALL return the `euiccPackageResults` as part of the `IpaEuiccDataResponse` containing the eUICC Package Result.
- If tag 'A0' or tag 'A2' are not present, the IPA SHALL ignore `searchCriteriaNotification` and `searchCriteriaEuiccPackageResult` respectively.

Optionally, eIM MAY provide eIM transaction identifier (`eimTransactionId`) in order to correlate `IpaEuiccDataRequest` and `IpaEuiccDataResponse`.

IPA uses the following functions to obtain eUICC data: `ES10b.GetEUICCInfo` (see section 5.9.2), `ES10b.GetCerts` (see section 5.9.10), `ES10b.GetEID` (see section 5.9.19), `ES10b.RetrieveNotificationsList` (see section 5.9.11), `ES10a.GetEuiccConfiguredAddresses` (see section 5.8.1) and `ES10b.GetEimConfigurationData` (see section 5.9.18). IPA SHALL support providing at least the association token and the IPA Capabilities to the eIM. The rest of the IPA and eUICC data are not mandatory to support by IPA but depends on the IPA Capabilities. If a particular IPA or eUICC data is not supported by IPA it is simply ignored by IPA when building the `IpaEuiccDataResponse` structure (see section 2.11.2.2). Depending on IPA Capabilities the IPA SHALL support the following:

- An IPA having IPA Capability `eimCtxParams1Generation` SHALL support providing `deviceInfo` to the eIM.
- An IPA having IPA Capability `minimizeEsipaBytes` SHALL support providing `euiccInfo1`, `euiccInfo2`, `eumCertificate`, and `euiccCertificate` to the eIM.

### 2.11.1.3 ProfileDownloadTriggerRequest

The `ProfileDownloadTriggerRequest` SHALL be encoded as follows:

```
-- ASN1START
ProfileDownloadTriggerRequest ::= [84] SEQUENCE { -- Tag 'BF54'
  profileDownloadData [0] ProfileDownloadData OPTIONAL,
  eimTransactionId [2] TransactionId OPTIONAL
}
ProfileDownloadData ::= CHOICE {
  activationCode [0] UTF8String (SIZE(0..255)),
  contactDefaultSmdp [1] NULL,
  contactSmds [2] SEQUENCE {
    smdsAddress UTF8String OPTIONAL
  }
}
-- ASN1STOP
```

The eIM SHALL provide `ProfileDownloadTriggerRequest` data object as follows.

- If and only if the IPA indicates `eimDownloadDataHandling` in IPA Capabilities and the eIM requests the IPA to call `ESipa.InitiateAuthentication` function, an empty data object is provided (i.e., without `profileDownloadData`). The IPA continues with the indirect Profile download or Event Retrieval procedure.
- Otherwise `profileDownloadData` is provided, containing one of the following:
  - `activationCode`, if the eIM provides an Activation Code.
  - `contactDefaultSmdp`, if the eIM requests the IPA to contact the default SM-DP+ address that is available in the IoT Device.
  - `contactSmds`, if the eIM requests the IPA to contact the SM-DS address that is available in the IoT Device (`smdsAddress` is absent) or specified by the eIM (`smdsAddress` is present). This triggers the retrieval of the SM-DP+ Address and EventID from the SM-DS, either over ES11 as defined in section 3.6.2 of SGP.22 [4] or over ESipa and ES11' as defined in section 3.9.2.2 of this document.

For each use case the IPA continues with the corresponding direct/indirect Profile download or Event Retrieval procedure depending on its capability.

The eIM transaction identifier (`eimTransactionId`) is OPTIONAL for the eIM to include in the `ProfileDownloadTriggerRequest`. It MAY be used for linking a `ProfileDownloadTriggerRequest` to a `ProfileInstallationResult` in a Direct Profile Download procedure, or determine the IoT Device in Indirect Profile Download procedure.

### 2.11.1.4 EimAcknowledgements

The `EimAcknowledgements` structure is sent from the eIM to the IPA to inform the IPA that the eIM successfully received Notifications and/or eUICC Package Results sent from the IPA

to the eIM. The structure contains the sequence number(s) of received Notifications and/or eUICC Package Results and is defined as follows:

```
-- ASN1START
EimAcknowledgements ::= [83] SEQUENCE OF SequenceNumber -- Tag BF53
SequenceNumber ::= [0] INTEGER
-- ASN1STOP
```

## 2.11.2 eIM Package Result

The eIM Package Result contains either:

- an `EuiccPackageResult`,
- an `EuiccPackageResult` concatenated with a `PendingNotificationList` (see section 2.11.2.2),
- `IpaEuiccDataResponse`,
- `ProfileDownloadTriggerResult`
- `EimPackageResultErrorCode` or `EimPackageResultResponseError`

data object.

### 2.11.2.1 EuiccPackageResult

Before processing the PSMOs or the eCOs in the eUICC Package, the eUICC verifies the signed eUICC Package as defined in sections 3.3 and 5.9.1.

Upon successful verification of the signed eUICC Package, the PSMOs or eCOs in the eUICC Package are executed sequentially by the eUICC until the end is reached or an error is encountered for a PSMO or an eCO. Upon finishing the execution of the signed eUICC Package, the eUICC produces a signed eUICC Package Result (`euiccPackageResultSigned`) containing the PSMO or eCO execution result(s).

A signed eUICC Package Result with PSMO or eCO processing result(s) (`euiccPackageResultSigned`) SHALL be kept by the eUICC (which can hold one or several such signed eUICC Package Result) until explicitly deleted by the IPA, after successful delivery to the eIM. Before being deleted, the signed eUICC Package Result(s) MAY be retrieved at any time by the IPA. The unsigned and signed eUICC Package error results generated from eUICC Package verification errors (`euiccPackageErrorUnsigned` and `euiccPackageErrorSigned`) are not kept by the eUICC.

When the eUICC needs to store a new signed eUICC Package Result with PSMO or eCO processing result(s) and if there is not enough space, the eUICC SHALL delete one or more of the previously stored signed eUICC Package Results and Pending Notifications in order of their sequence number, beginning with the lowest. If deleting all signed eUICC Package Results and Pending Notifications is still not enough to store a new signed eUICC Package Result, the eUICC SHALL return the signed eUICC Package Result to the IPA without storing it.

The eUICC Package Result SHALL be encoded in the ASN.1 data object as shown below.

```
-- ASN1START
EuiccPackageResult ::= [81] CHOICE { -- Tag 'BF51' #SupportedForPsmoV1.0.0#
    euiccPackageResultSigned EuiccPackageResultSigned,
    euiccPackageErrorSigned EuiccPackageErrorSigned,
```

```

    euiccPackageErrorUnsigned EuiccPackageErrorUnsigned
}
EuiccPackageResultSigned ::= SEQUENCE {
    euiccPackageResultDataSigned EuiccPackageResultDataSigned,
    euiccSignEPR [APPLICATION 55] OCTET STRING -- Tag '5F37'
}
EuiccPackageResultDataSigned ::= SEQUENCE { -- #SupportedForPsmoV1.0.0#
    eimId [0] UTF8String (SIZE(1..128)),
    counterValue [1] INTEGER,
    eimTransactionId[2] TransactionId OPTIONAL,
    seqNumber [3] INTEGER,
    euiccResult SEQUENCE OF EuiccResultData
}
EuiccResultData ::= CHOICE {
    enableResult [3] EnableProfileResult,
    disableResult [4] DisableProfileResult,
    deleteResult [5] DeleteProfileResult,
    listProfileInfoResult [45] ProfileInfoListResponse,
    getRATResult [6] RulesAuthorisationTable, -- see SGP.22
    configureImmediateEnableResult [7] ConfigureImmediateEnableResult,
    addEimResult [8] AddEimResult,
    deleteEimResult [9] DeleteEimResult,
    updateEimResult [10] UpdateEimResult,
    listEimResult [11] ListEimResult,
    rollbackResult [12] RollbackProfileResult,
    setFallbackAttributeResult [13] SetFallbackAttributeResult,
    unsetFallbackAttributeResult [14] UnsetFallbackAttributeResult,
    processingTerminated INTEGER {
        resultSizeOverflow(1),
        unknownOrDamagedCommand(2),
        interruption(3),
        undefinedError(127)
    },
    setDefaultDpAddressResult [101] SetDefaultDpAddressResponse
}
EuiccPackageErrorSigned ::= SEQUENCE {
    euiccPackageErrorDataSigned EuiccPackageErrorDataSigned,
    euiccSignEPE [APPLICATION 55] OCTET STRING -- Tag '5F37'
}
EuiccPackageErrorDataSigned ::= SEQUENCE {
    eimId [0] UTF8String (SIZE(1..128)),
    counterValue [1] INTEGER,
    eimTransactionId [2] TransactionId OPTIONAL,
    euiccPackageErrorCode EuiccPackageErrorCode
}
EuiccPackageErrorCode ::= INTEGER {
    invalidEid(3),
    replayError(4),
    counterValueOutOfRange(6),
    sizeOverflow(15),
    ecallActive(104),
    undefinedError(127)
}
EuiccPackageErrorUnsigned ::= SEQUENCE {
    eimId [0] UTF8String (SIZE(1..128)),
    eimTransactionId [2] TransactionId OPTIONAL,
    associationToken [4] INTEGER OPTIONAL
}
ConfigureImmediateEnableResult ::= INTEGER {
    ok(0),
    insufficientMemory(1),
    commandError(7),
    undefinedError(127)
}
EnableProfileResult ::= INTEGER {
    ok(0),
    iccidOrAidNotFound(1),
    profileNotInDisabledState(2),

```

```
    disallowedByPolicy(3),
    catBusy(5),
    rollbackNotAvailable(20),
    undefinedError(127)
}
DisableProfileResult ::= INTEGER {
    ok(0),
    iccidOrAidNotFound(1),
    profileNotInEnabledState(2),
    disallowedByPolicy(3),
    catBusy(5),
    undefinedError(127)
}
DeleteProfileResult ::= INTEGER {
    ok(0),
    iccidOrAidNotFound(1),
    profileNotInDisabledState(2),
    disallowedByPolicy(3),
    rollbackNotAvailable(20),
    returnFallbackProfile(21),
    undefinedError(127)
}
ProfileInfoListResponse ::= [45] CHOICE {
    profileInfoListOk SEQUENCE OF ProfileInfo, -- see SGP.22
    profileInfoListError ProfileInfoListError
}
ProfileInfoListError ::= INTEGER {
    incorrectInputValues(1),
    profileChangeOngoing(11),
    undefinedError(127)
}
RollbackProfileResult ::= INTEGER {
    ok(0),
    undefinedError(127)
}
SetFallbackAttributeResult ::= INTEGER {
    ok(0),
    iccidOrAidNotFound(1),
    fallbackNotAllowed(2),
    fallbackProfileEnabled(3),
    undefinedError(127)
}
UnsetFallbackAttributeResult ::= INTEGER {
    ok(0),
    noFallbackAttribute(2),
    fallbackProfileEnabled(3),
    commandError(7),
    undefinedError(127)
}
AddEimResult ::= CHOICE {
    associationToken [4] INTEGER,
    addEimResultCode INTEGER {
        ok(0),
        insufficientMemory(1),
        associatedEimAlreadyExists(2),
        ciPKUnknown(3),
        invalidAssociationToken(5),
        counterValueOutOfRange(6),
        commandError(7),
        undefinedError(127)
    }
}
DeleteEimResult ::= INTEGER {
    ok(0),
    eimNotFound(1),
    lastEimDeleted(2), -- no eIM Configuration Data available in eUICC,
```



```
commandError(7),
undefinedError(127)
}
UpdateEimResult ::= INTEGER {
    ok(0),
    eimNotFound(1),
    ciPKUnknown(3),
    counterValueOutOfRange(6),
    commandError(7),
    undefinedError(127)
}
ListEimResult ::= CHOICE {
    eimIdList SEQUENCE OF EimIdInfo,
    listEimError INTEGER {
        undefinedError(127)
    }
}
EimIdInfo ::= SEQUENCE {
    eimId [0] UTF8String (SIZE(1..128)),
    eimIdType [2] EimIdType OPTIONAL -- present in case of eimIdTypeOid and
eimIdTypeFqdn
}
-- ASN1STOP
```

The eIM transaction identifier (`eimTransactionId`) is OPTIONAL to use by the eIM in the signed eUICC Package. If it was included in the signed eUICC Package, the eUICC SHALL include the same `eimTransactionId` in the signed eUICC Package Result and also `euiccPackageErrorUnsigned` and `euiccPackageErrorSigned` in case of errors.

`euiccSignEPR` and `euiccSignEPE` SHALL be created using the SK.EUICC.ECDSA and verified using the related PK.EUICC.ECDSA. In case there are more than one SK.EUICC.ECDSA available for signing, the SK.EUICC.ECDSA chaining back to the CI public key identified by the `euiccCiPKId` of the eIM Configuration Data (of the Associated eIM for which the eUICC Package Result is intended) SHALL be used. `euiccSignEPR` SHALL apply on the concatenated data objects `euiccPackageResultDataSigned` and `associationToken`. `euiccSignEPE` SHALL apply on the concatenated data objects `euiccPackageErrorDataSigned` and `associationToken`.

If no `associationToken` is configured for the eIM, the `associationToken` data object SHALL be used with the value set to zero for creating the signature.

The eIM SHALL use the PK.EUICC.ECDSA from CERT.EUICC.ECDSA to verify the signature `euiccSignEPR` and `euiccSignEPE`. The eIM SHALL verify CERT.EUICC.ECDSA.

When the Emergency Profile is enabled, the eUICC SHALL reject any `EuiccPackageRequest`, `EuiccMemoryResetRequest`, or `ExecuteFallbackMechanism` with the error codes `ecallActive`.

### 2.11.2.2 IpaEuiccDataResponse

The `IpaEuiccDataResponse` SHALL be encoded as follows:

```
-- ASN1START
IpaEuiccDataErrorCode ::= INTEGER {
```

```
incorrectTagList (1),
euiccCiPKIdNotFound(5),
ecallActive(104),
undefinedError(127)
}

IpaEuiccDataResponseError ::= SEQUENCE {
    eimTransactionId [0] TransactionId OPTIONAL,
    ipaEuiccDataErrorCode IpaEuiccDataErrorCode
}

IpaEuiccDataResponse ::= [82] CHOICE { -- Tag 'BF52'
    ipaEuiccData IpaEuiccData,
    ipaEuiccDataResponseError IpaEuiccDataResponseError
}

PendingNotificationList ::= SEQUENCE OF PendingNotification
EuiccPackageResultList ::= SEQUENCE OF EuiccPackageResult

IpaEuiccData ::= SEQUENCE {
    notificationsList [0] PendingNotificationList OPTIONAL, -- Tag 'A0'
    defaultSmdpAddress [1] UTF8String OPTIONAL, -- Tag '81'
    euiccPackageResultList [2] EuiccPackageResultList OPTIONAL, -- Tag 'A2'
    euiccInfo1 [32] EUICInfo1 OPTIONAL, -- Tag 'BF20'
    euiccInfo2 [34] EUICInfo2 OPTIONAL, -- Tag 'BF22'
    rootSmdsAddress [3] UTF8String OPTIONAL, -- Tag '83'
    associationToken [4] INTEGER OPTIONAL, -- Tag '84'
    eumCertificate [5] Certificate OPTIONAL, -- Tag 'A5'
    euiccCertificate [6] Certificate OPTIONAL, -- Tag 'A6'
    eimTransactionId [7] TransactionId OPTIONAL, -- Tag '87'
    ipaCapabilities [8] IpaCapabilities OPTIONAL, -- Tag 'A8'
    deviceInfo [9] DeviceInfo OPTIONAL -- Tag 'A9'
}
-- ASN1STOP
```

If the `associationToken` is requested, but no association token is configured for the eIM, the `associationToken` data object SHALL be absent in the response.

An IPA with IPA Capability `minimizeEsipaBytes` SHOULD include each pending Notification in `notificationsList` in compact format as described in section 5.14.7.

If `eimTransactionId` was present in the `IpaEuiccDataRequest`, the IPA SHALL return the same `eimTransactionId` in the `IpaEuiccData` or `IpaEuiccDataResponseError`.

If the Emergency Profile is enabled, then the IPA SHALL stop the procedure and return an `IpaEuiccDataResponseError` containing `ipaEuiccDataErrorCode` set to `ecallActive`.

### 2.11.2.3 ProfileDownloadTriggerResult

The `ProfileDownloadTriggerResult` SHALL be encoded as follows:

```
-- ASN1START
ProfileDownloadTriggerResult ::= [84] SEQUENCE { -- tag 'BF54'
    eimTransactionId [2] TransactionId OPTIONAL,
    profileDownloadTriggerResultData CHOICE {
        profileInstallationResult [55] ProfileInstallationResult, -- see SGP.22 [4]
        profileDownloadError SEQUENCE {
            profileDownloadErrorReason [0] INTEGER {
                ecallActive (104),
                undefinedError(127)
            },
            errorResponse OCTET STRING OPTIONAL
        }
    }
}
-- ASN1STOP
```

```
}  
}  
-- ASN1STOP
```

The IPA SHALL send `ProfileDownloadTriggerResult` to inform the eIM about the result of a direct Profile download that was requested by the eIM.

- If the eIM provided a transaction identifier (`eimTransactionId`) in `ProfileDownloadTriggerRequest`, the IPA SHALL return the same transaction identifier in `ProfileDownloadTriggerResult`. Otherwise, `eimTransactionId` SHALL NOT be present.
- If the Emergency Profile is enabled, then the IPA SHALL stop the procedure and return an `profileDownloadError` containing `profileDownloadErrorReason` set to `ecallActive`.
- If the IPA successfully downloaded a Profile and obtained a Profile Installation Result as a response of `ES10b.LoadBoundProfilePackage` function calls, the IPA SHALL return the Profile Installation Result in `profileInstallationResult`. Otherwise, the IPA SHALL return a `profileDownloadError` that MAY include an `errorResponse`.
  - The `errorResponse`, if present, SHALL include the error response of an ES10b function or an ES9+ function with ASN.1 binding that the IPA encountered during the Profile download procedure.

NOTE: the `errorResponse` for an error response of an ES9+ function with JSON binding is FFS.

### 3 Procedures

This section specifies the procedures associated with eUICC for IoT Devices.

Some call flows illustrate the case where the IPA is in the Device (IPAd). Such call flows with an IP Ae would be identical except that all ES10 calls become internal to the eUICC and are out of scope of this specification.

#### 3.1 eIM and IPA Communication

This section defines the procedures between the eIM and the IPA.

##### 3.1.1 Transferring eIM Package

These procedures are used to transfer an eIM Package from the eIM to the IPA. It could be the IPA which retrieves any pending command from the eIM (section 3.1.1.1 eIM Package Retrieval), or the eIM which directly sends the command to the IPA (section 3.1.1.2 eIM Package Injection). The eIM SHALL support at least, one of these procedures. The IPA implementing ESipa SHALL support, at least, one of these procedures.

If ESipa is established between the eIM and the IPA, the eIM and IPA SHALL support the same mode (“eIM Package retrieval” or “eIM Package injection”) and use the same secure connection method (see section 3.1.2).

**NOTE:** An eIM intended to serve many different types of IoT Devices is recommended to support both procedures (“eIM Package Retrieval” and “eIM Package Injection”).

### 3.1.1.1 eIM Package Retrieval

This procedure is used by the IPA to retrieve any pending eIM Package from the eIM.

```
@startuml
hide footbox
skinparam sequenceMessageAlign center
skinparam sequenceArrowFontSize 11
skinparam noteFontSize 11
skinparam monochrome true
skinparam lifelinestrategy solid

participant "<b>eIM" as EIM
participant "<b>IPA" as IPA

rnote over EIM, IPA : [1] [Secure connection establishment]

loop until ESipa.GetEimPackage response is noEimPackageAvailable
IPA -> EIM : [2] ESipa.GetEimPackage request (EID)
EIM -> EIM : [3] Fetch pending eIM Package(s) for the EID
EIM -> IPA : [4] ESipa.GetEimPackage response (eIM Package)
rnote over IPA : [5] [Process the eIM Package]
alt If the IPA needs acknowledgement of sending eIM Package Result
IPA -> EIM : [6] ESipa. ProvideEimPackageResult request (eIM Package Result,
[Notification(s)])
EIM -> EIM : [7] Manage eIM Package queue
EIM -> IPA : [8] ESipa.ProvideEimPackageResult response (sequence numbers)
else Otherwise
IPA -> EIM : [9] ESipa.HandleNotification (eIM Package Result)
EIM -> EIM : [10] Manage eIM Package queue
EIM -> IPA : [11] OK
end
end
@enduml
```

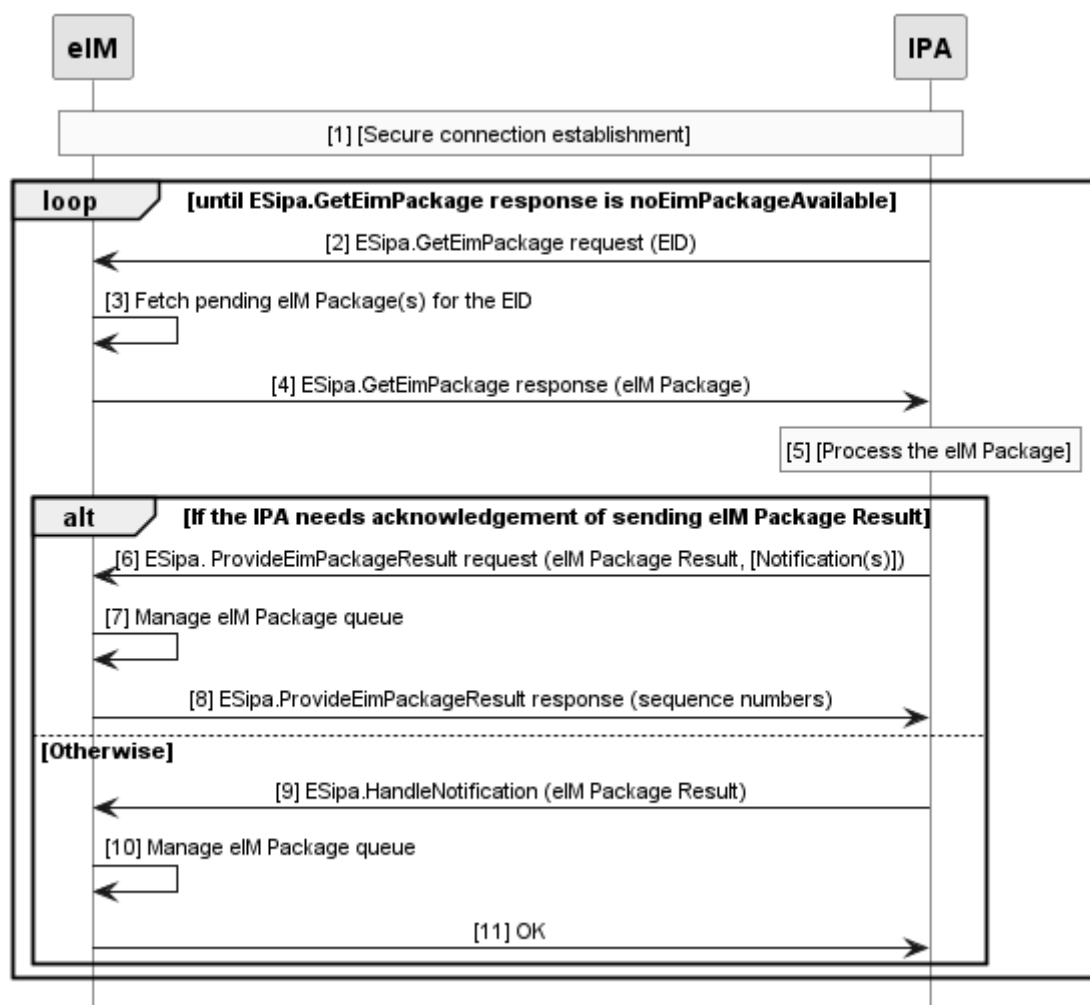


Figure 5 eIM Package Retrieval

**Start Conditions:**

The IoT Device can trigger the IPA through an internal event (e.g., a timer expiration) without any knowledge about pending eIM Package. The IPA could also be informed, via a push Notification, about pending eIM Package in the eIM. For instance, the eIM or a backend system of the IoT Device maker can notify the IPA via out-of-band channel about pending eIM Package. The push Notification mechanism is out of scope of this document.

The IPA has the address (configured or retrieved using GetEimConfigurationData) of the Associated eIM. The IPA MAY have retrieved from the eUICC the Connectivity Parameters of the currently enabled Profile. The IPAd MAY use ES10b.GetConnectivityParameters. How the IPAd retrieves Connectivity Parameters is implementation specific.

**Procedure:**

1. The eIM and IPA establish a secure connection as defined in section 3.1.2.
2. The IPA calls ESipa.GetEimPackage function including EID.
3. The eIM fetches pending eIM Package(s) for the EID.
4. The eIM returns the eIM Package to the IPA.

5. The IPA processes the eIM Package.

If the IPA sends eIM Package Result together with Notifications, or if the IPA needs acknowledgements of sending eIM Package Result and optionally Notifications, the procedure continues in step (6). Otherwise, the procedure continues in step (9).

6. The IPA calls ESipa.ProvideEimPackageResult function including the eIM Package Result and optionally one or more Notifications.
7. The eIM processes the eIM Package Result and manages the eIM Packages pending in the queue for the eUICC.
8. The eIM acknowledges the reception of the eIM Package Result and optionally Notifications by returning the corresponding sequence numbers.
9. The IPA calls ESipa.HandleNotification function comprising either the eIM Package Result or a Notification.
10. The eIM processes the eIM Package Result and manages the eIM Packages pending in the queue for the eUICC.
11. The eIM returns OK.

The IPA MAY repeat the above procedure until the eIM response is `noEimPackageAvailable`.

### 3.1.1.2 eIM Package Injection

This procedure is used by the eIM to inject eIM Package to the IPA.

```

@startuml
hide footbox
skinparam sequenceMessageAlign center
skinparam sequenceArrowFontSize 11
skinparam noteFontSize 11
skinparam monochrome true
skinparam lifelinestrategy solid

participant "<b>eIM" as EIM
participant "<b>IPA" as IPA

rnote over EIM, IPA : [1] [Secure connection establishment]
EIM -> IPA : [2] ESipa.TransferEimPackage (eIM Package)
rnote over IPA : [3] [Process the eIM Package]
IPA -> EIM : [4] ESipa.TransferEimPackage response (Execution result)
@enduml

```

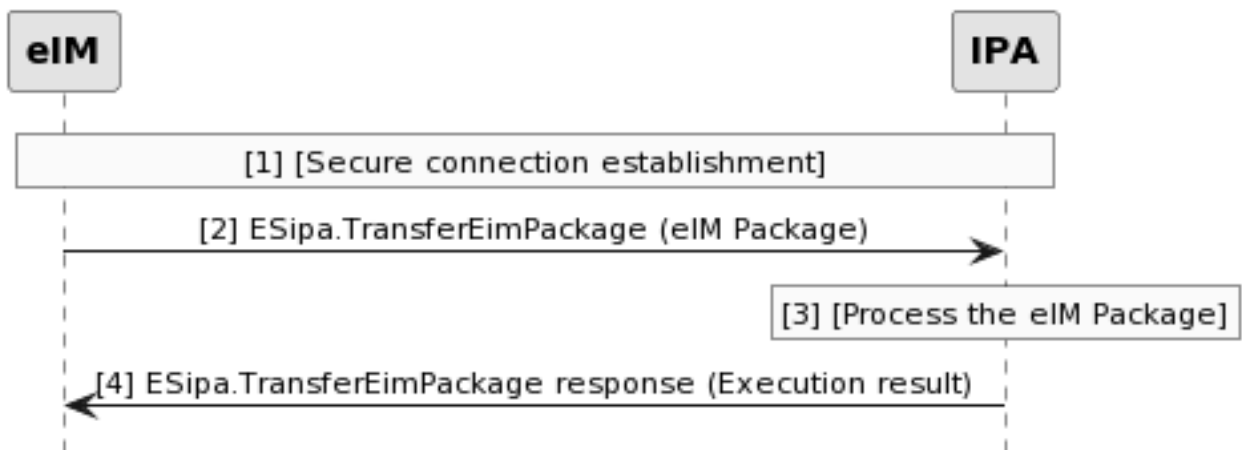


Figure 6 eIM Package Injection

### Start Conditions:

The eIM and the IPA could be part of a whole system responsible of maintaining the communication between the eIM and the IPA.

### Procedure:

1. The eIM and IPA establish a secure connection as defined in section 3.1.2.

NOTE: the hosting system (e.g.: device management system) allows the eIM to retrieve the EID of the IoT Device.

2. The eIM calls ESipa.TransferEimPackage function to the IPA comprising the eIM Package.

NOTE: It is implementation specific how this package is transferred from the eIM to the IPA using the underlying transport protocol. See examples in Annex B.

3. The IPA processes the eIM Package.
4. The IPA returns the eIM Package Result to the eIM.

### 3.1.2 Secure Connection Establishment

The present document does not mandate any protocol between the eIM and the IPA for conveying an eIM Package. However, the protocol SHALL provide at least the integrity and the confidentiality of messages.

This permits IoT Device deployments using any suitable protocol for the exchange of eIM Packages and the delivery of Bound Profile Packages.

If ESipa is providing the protocol to transport ESipa messages as shown in Figure 7, the following ones are suggested:

- HTTP over TCP with TLS security.

NOTE: This could be used by a UICD which is not an NCD.

- CoAP over UDP with DTLS security.

NOTE: This mode could be used by an NCD.


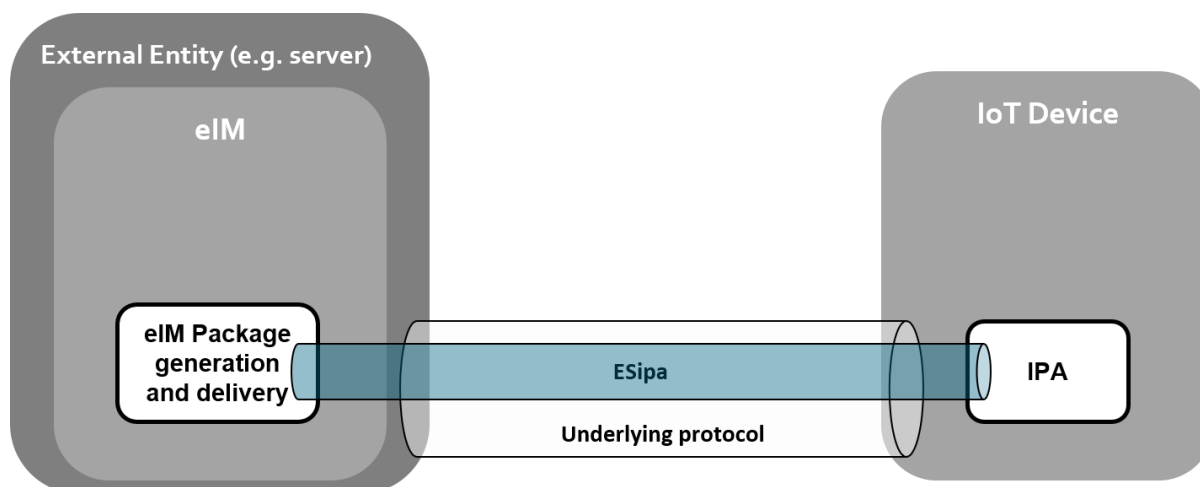


Figure 7 ESipa (eIM -- IPA)

If the IoT Device has already implemented an interface and protocol with an external entity (e.g., a server) that is used for other functions of the IoT Device as shown in Figure 8, this underlying interface and its protocol can be used to transport ESipa messages.



**Figure 8 ESipa (eIM -- IPA), using underlying protocol to transport ESipa messages**

### 3.1.2.1 Secure Connection using HTTP over TCP

If HTTP/TLS (HTTPS) is used between the IPA and the eIM, the specification details in this section SHALL apply.

The HTTP/TLS (HTTPS) secure connection mode is used with server authentication. This means that only the eIM is authenticated by the IPA. If HTTPS is used, the TLS requirements defined in section 2.6.3.2 SHALL apply to the TLS session between IPA and eIM.

The ESipa functions requests and functions responses are sent over HTTPS. The interface binding over HTTP SHALL follow section 6.

**NOTE:** It is RECOMMENDED to use HTTP/TLS wherever TCP is available and working.

### 3.1.2.2 Secure Connection over CoAP

If CoAP with DTLS security is used between the IPA and the eIM, the specification details in this section SHALL apply.

The DTLS secure connection mode is used with server authentication. This means that only the eIM is authenticated by the IPA.

If CoAP is used, the DTLS requirements defined in section 2.6.3.2 SHALL apply to the DTLS session between IPA and eIM.

The ESipa functions requests and functions responses SHALL be sent over CoAP. The interface binding over CoAP SHALL follow section 6.

If DTLS 1.2 is used, IPA and eIM SHOULD use Connection ID (CID) as per RFC 9146 [14] to maintain the current DTLS association for better reliability.



If DTLS 1.2 is used, IPA SHOULD implement both and eIM SHOULD implement at least one of the following session resumption methods:

- The Session Identifiers as defined in RFC 5246 [8], or
- The Session Tickets as defined in RFC 5077 [20].

### 3.1.2.3 Secure Connection by underlying transport layer

This mode is used when the underlying transport layer supported by the IoT Device can transport ESipa messages.

ESipa messages SHALL be protected in terms of confidentiality, integrity, and authenticity.

This mode is not specified by this document. It's out of scope how the ESipa messages are conveyed. Hence, the compatibility of the exchanges between the IPA and eIM is ultimately the responsibility of the integrator.

Annex B gives some deployments scenario using the underlying transport layer.

## 3.2 Profile Download and Installation

### 3.2.1 Profile Download Initiation

This procedure is identical to the Profile Download Initiation Procedure defined in section 3.1.1 of SGP.22 [4].

### 3.2.2 Common Mutual Authentication

This procedure is identical to Common Mutual Authentication Procedure defined in section 3.1.2 of SGP.22 [4]. It defines the mutual authentication procedure between the eUICC and the RSP Server.

### 3.2.3 Profile Download

#### 3.2.3.1 Direct Profile Download

This section describes the Profile download and installation procedure where the IoT Device directly connects to the SM-DP+.

```
@startuml
hide footbox
skinparam sequenceMessageAlign center
skinparam sequenceArrowFontSize 11
skinparam noteFontSize 11
skinparam monochrome true
skinparam lifelinestrategy solid
participant "<b>Operator" as OP
participant "<b>SM-DP+" as DP
participant "<b>eIM" as EIM
participant "<b>IPA" as IPA
participant "<b>eUICC" as E

group If option (a) and AC is available to eIM
note over EIM : [1] eIM parses the AC to retrieve SM-DP+ Address, Activation Code Token, [SM-DP+ OID]
end
```

```
group If IPA obtains a profile download trigger from eIM Package
alt IPA-initiated
  rnote over EIM, IPA : [2a] eIM Package Retrieval Procedure including secure
  connection establishment (section 3.1.1.1)
else eIM-initiated
  rnote over EIM, IPA : [2b] eIM Package Injection Procedure including secure
  connection establishment (section 3.1.1.2)
end

rnote over IPA : [3] IPA parses the eIM Package and obtains profile \ndownload
trigger that contain AC, or SM-DP+ Address and EventID \nor instruction to use the
default SM-DP+ Address
end

group If option (a) and AC is available to IPA
  rnote over IPA : [4] IPA parses AC to retrieve SM-DP+ Address, Activation Code
  Token, [SM-DP+ OID]
end

rnote over DP, E #FFFFFF
[5]
- Execution of common mutual authentication procedure as defined in section 3.1.2
of SGP.22 [4].
- If immediate Profile enabling is activated, the eUICC SHALL verify that the
download is coming from the default SM-DP+ configured in the eUICC.
  If the verification is successful the eUICC SHALL grant immediate enabling for
this Profile.
endnote

rnote over DP #FFFFFF
[6]
- Look for Profile download pending order
- Eligibility Check using Device Info, euiccInfo2
endnote

Group Opt.
DP -> OP : [7] ES2+.HandleDownloadProgressInfo(...)
OP --> DP : OK
end
DP --> IPA : [error]

rnote over DP #FFFFFF
[8]
- Build Profile Metadata
- Check if download retry
- Build smdpSigned2 = {TransactionID,
  Confirmation Code Required Flag, [bppEuiccOtpk]}
- Compute smdpSignature2 over smdpSigned2 and euiccSignature1
endnote

DP -> IPA : [9] TransactionID, Profile Metadata, smdpSigned2, smdpSignature2,
CERT.DPpb.ECDSA

group [10] Check if ProfileMetadata \ncontains PPR(s)
  rnote over IPA #FFFFFF
  endnote
  IPA -> E : [ES10b.GetRAT]
  E --> IPA : [RAT]
  IPA -> E : [ES10b.GetProfilesInfo]
  E --> IPA : [ProfileInfoListOk]
  end

rnote over DP, E #FFFFFF
[11] sub-procedure Profile Download and Installation - Download Confirmation as
defined in section 3.1.3.2 of SGP.22 [4]
endnote
```

```
rnote over IPA, E #FFFFFF
[12] IPA installs the Profile to the eUICC as defined in sub-procedure
Profile Installation in section 3.1.3.3 of SGP.22 [4]
endrnote

IPA -> EIM : [13] ["ESipa.HandleNotification" function]

group [14].

IPA -> DP : "ES9+.HandleNotification" function

rnote over DP
SM-DP+ SHALL continue the procedure as defined
    in section 3.1.3.3 of SGP.22 [4] step 8 to 10
endrnote
end

group opt
rnote over IPA #FFFFFF
[15]

If default SM-DP+was used, the IPA MAY request immediate Profile enabling
(ES10b.ImmediateEnable).
- In this case, execute steps (16) and (17).
- Otherwise the procedure SHALL stop.
endrnote
end

group opt
rnote over E #FFFFFF
[16]

If immediate Profile enabling was granted in step (5),
the eUICC SHALL enable the Profile and generate
enable Notifications as configured.
endrnote
end

rnote over IPA #FFFFFF
[17]

IPA SHALL retrieve and send any new Notifications
generated due to the Profile enabling
to Notification Receivers
according to section 3.5 of SGP.22 [4].
Endrnote
@enduml
```

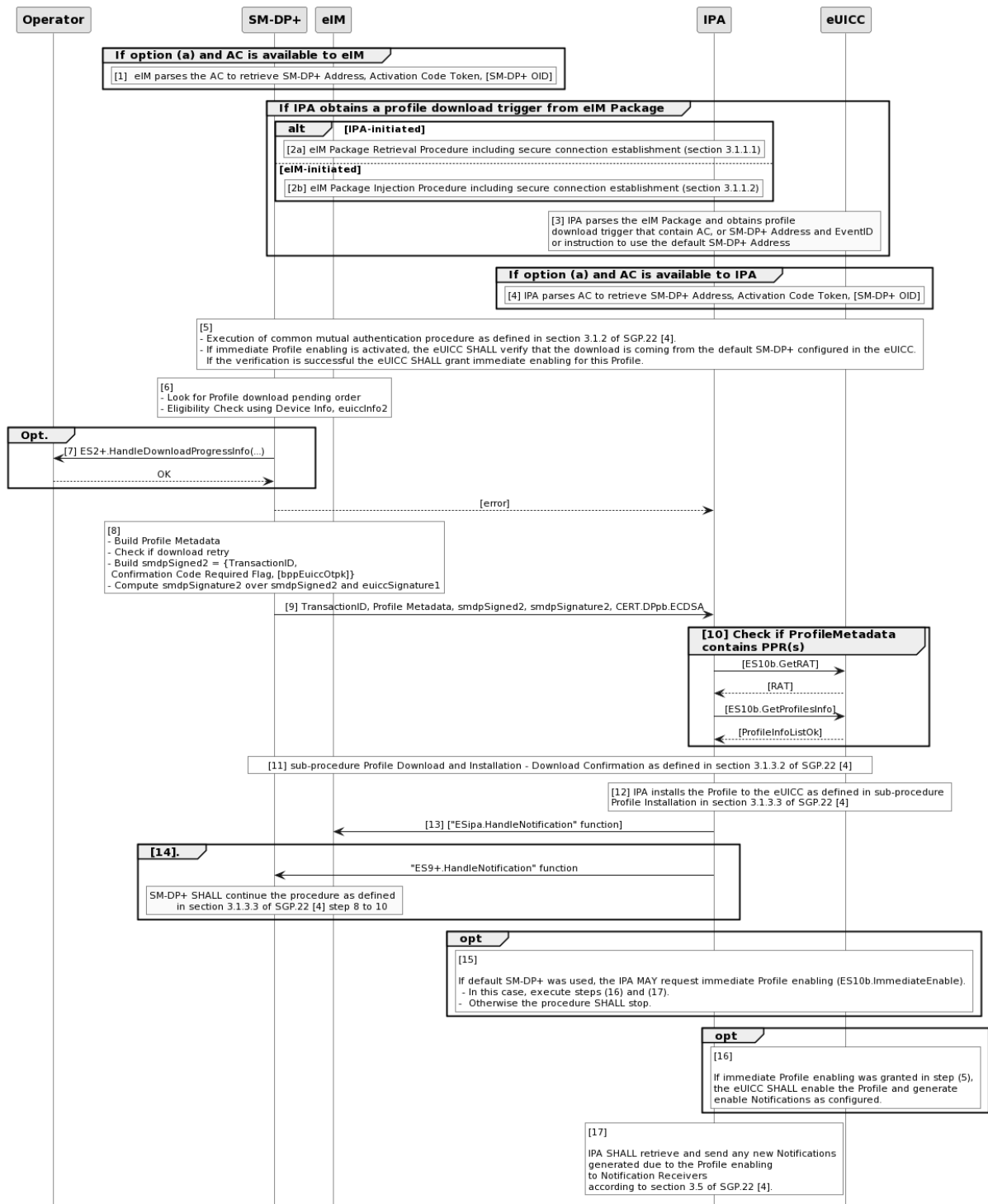


Figure 9 Direct Profile Download

**Start Conditions:**

In addition to the start conditions required by the Common Mutual Authentication procedure defined in section 3.1.2 of SGP.22 [4], this procedure requires the following start conditions depending on the following exclusive options in step 1:

Option (a) use of an Activation Code: The eIM or IPA has an Activation Code that is coded as defined in section 4.1 of SGP.22 [4].

Option (b) use of SM-DS: The eIM or the IPA has previously been triggered to perform Event Retrieval and has the SM-DP+ Address and EventID from an SM-DS, as an outcome of the procedure defined in sections 3.9.2.1 or 3.9.2.2.

Option (c) use of default SM-DP+: The eIM or the IPA has been triggered to perform the Profile download from the default SM-DP+. The triggered entity (IPA/eIM) knows the default SM-DP+ Address (e.g. by IPA having called the function `ES10a.GetEuiccConfiguredAddresses` or by eIM having sent an eIM Package containing an `IpaEuiccDataRequest`).

NOTE: How the eIM is triggered is out of scope of this version of the specification. How the IPA is triggered could be through received `ProfileDownloadTriggerRequest` containing `contactDefaultSmdp` or by IoT Device specific means.

The Emergency Profile is not enabled.

#### Procedure:

1. If option (a) is used and the Activation Code is available to the eIM, the eIM parses the Activation Code and finds the SM-DP+ address, Activation Code Token, and optional SM-DP+ OID. If the format of the Activation Code is invalid, the procedure SHALL stop.
2. In case of a Profile download trigger from an eIM Package: a secure connection is established between the IPA and the eIM for the IPA to obtain the eIM Package. How this is triggered is out of scope of this specification. There are two options for the delivery of the eIM Package to the IPA:
  - The eIM Package Retrieval Procedure defined in section 3.1.1.1 is executed between the IPA and the eIM, or
  - The eIM Package Injection Procedure defined in section 3.1.1.2 is executed between the IPA and the eIM.
3. The IPA parses the eIM Package received in step 2. The IPA identifies if the eIM Package contains a `ProfileDownloadTriggerRequest`. If option (a) is used this trigger SHALL contain the Activation Code. If option (b) is used this trigger contains the SM-DP+ Address and EventID (formatted as an Activation Code). If option (c) is used this trigger contains instruction to use the default SM-DP+ Address. If the format of the trigger profile download eIM Package is invalid, or data needed by IPA to perform the profile download is missing the IPA SHALL return `invalidPackageFormat` error and the procedure SHALL stop.
4. If option (a) is used, the IPA parses the Activation Code and finds the SM-DP+ Address, Activation Code Token, and optional SM-DP+ OID. If the format of the Activation Code is invalid the IPA SHALL return `invalidPackageFormat` error and the procedure SHALL stop.
5. The common mutual authentication procedure defined in section 3.1.2 of SGP.22 [4] SHALL be executed. When this procedure is used for Profile download and installation,

SM-XX is SM-DP+. CERT.XXauth.ECDSA, PK.XXauth.ECDSA and SK.XXauth.ECDSA are CERT.DPauth.ECDSA, PK.DPauth.ECDSA and SK.DPauth.ECDSA respectively. ESXX is ES9+.

During the common mutual authentication procedure at step (10) in section 3.1.2 of SGP.22 [4], the IPA SHALL verify that the SM-DP+ OID contained in the CERT.DPauth.ECDSA returned by the SM-DP+ is identical to the SM-DP+ OID if the IPA has acquired it from the Activation Code at step (1). If the comparison fails, the procedure SHALL stop.

During the common mutual authentication procedure at step (10) in section 3.1.2 of SGP.22 [4], the IPA SHALL build the ctxParams1 data object to provide the MatchingID, Device Info to the eUICC for signature. The value of the MatchingID SHALL be set as follows:

- If an Activation Code is used (option (a)), the MatchingID value SHALL be set to Activation Code Token.
- If an SM-DS is used (option (b)), the MatchingID value SHALL be set to EventID.
- If a default SM-DP+ is used (option (c)), the MatchingID SHALL be missing.

If immediate Profile enabling is activated, the eUICC SHALL verify that the download is coming from the default SM-DP+ configured in the eUICC. If the verification is successful, the eUICC SHALL grant immediate enabling for this Profile.

6. After having successfully authenticated the eUICC at the end of the step (5) above, the SM-DP+ SHALL:
  - Verify that there is a related pending Profile download order for the provided MatchingID.
  - If this Profile download order is already linked to an EID, verify that it matches the EID of the authenticated eUICC.
  - Verify that the Profile corresponding to the pending Profile download order is in 'Released' state, or, in case of a retry due to a previous installation failure, in 'Downloaded' state (section 3.1.6 of SGP.22 [4]).

If any of these verifications fail, the SM-DP+ SHALL return the relevant error status and the procedure SHALL stop.

The SM-DP+ SHALL increment the count of download attempts for the identified Profile. If the maximum number of attempts has been exceeded, the SM-DP+ SHALL terminate the corresponding Profile download order and notify the Operator by calling the "ES2+.HandleDownloadProgressInfo" function with an operation status indicating 'Failed' with the relevant error status, and the procedure SHALL be stopped. Otherwise, the SM-DP+ SHALL perform appropriate eligibility checks, based on the Device Info and/or eUICCInfo2. These checks SHALL include the check if the eUICC can install one more Profile. See Annex F of SGP.22 [4] for more information on Eligibility checks.

7. (Optional step) Depending on the agreed behaviour with the Operator (out of scope of this specification), the SM-DP+ SHALL notify the Operator with the outcome of the eligibility check using the function "ES2+.HandleDownloadProgressInfo". The SM-DP+ SHALL provide the EID, the ICCID, the identification of the point reached (in that case it SHALL be 'Eligibility check'), the timestamp when this point was reached, and the execution result of this step.

NOTE: This notification step MAY be done asynchronously.

8. If the eligibility check fails, the SM-DP+ SHALL:
- set the Profile corresponding with the pending Profile download order in 'Error' state (section 3.1.6 of SGP.22 [4]).
  - return an error status to the IPA and the procedure SHALL stop.

Otherwise, the SM-DP+ SHALL:

- Determine whether the Profile is already bound to the EID from a previous unsuccessful download attempt. If so, the SM-DP+ MAY include the `otPK.Euicc.ECKA` obtained in the previous session in the `smdpSigned2` data structure.
- Determine if a Confirmation Code is required for this pending order.

NOTE: How the Confirmation Code is sent to the IoT Device is out of the scope of this specification.

- Generate a `smdpSigned2` data structure containing the `TransactionID` and the `Confirmation Code Required Flag`.
  - Compute the `smdpSignature2` over `smdpSigned2` and `euiccSignature1` using the `SK.DPpb.ECDSA`.
9. The SM-DP+ returns the `TransactionID`, `ProfileMetadata`, `smdpSigned2`, `smdpSignature2` and `CERT.DPpb.ECDSA` to the IPA.
10. On reception of the SM-DP+ response, the IPA SHALL verify the Profile Metadata according to steps 7a, b, c and 8 of section 3.1.3 (Profile Download and Installation) of SGP.22 [4]. For these verifications, the IPA MAY use previously fetched Rules Authorisation Table and/or list of installed Profiles. If the IPA has not already fetched the required information, the IPA SHALL request those from the eUICC by calling the `ES10b.GetRAT` and/or `ES10b.GetProfilesInfo` functions. If one of the verification fails, the IPA SHALL trigger the cancellation of the on-going RSP session and terminate the procedure.
11. The IPA and eUICC process `ES10b.PrepareDownload` function call as defined in section 5.7.5 of SGP.22 [4] and the ongoing RSP session SHALL continue with the sub-procedure Profile Download and Installation – Download Confirmation as defined in section 3.1.3.2 of SGP.22 [4] with the following changes:
- Upon any error returned in the verifications of `ES10b.PrepareDownload`, the eUICC SHALL terminate the RSP Session.
12. The IPA installs the Profile to the eUICC as defined in section 3.1.3.3 (Sub-procedure Profile Installation) of SGP.22 [4]. If the Profile to be downloaded is an Emergency Profile, i.e. contains the `ecallIndication` data element set to TRUE within its Profile Metadata, the eUICC SHALL stop the procedure and return `incorrectInputValues` if either the eUICC does not support the Emergency Mechanism, or the eUICC supports the Emergency Mechanism and already contains an Emergency Profile with `ecallIndication` set to TRUE. The IPA SHALL then perform the Sub-procedure "Profile Download and installation – Download rejection" as defined in SGP.22[4] with reason code "metadataMismatch".
13. In case of a Profile download trigger from an eIM Package: the IPA SHALL send the `ProfileDownloadTriggerResult` to the eIM as defined in section 2.11.2.3 by using the function "ESipa.HandleNotification".

NOTE: This step is executed whenever an error is reported between steps 5 and 12.

14. On reception of the "ES9+.HandleNotification" function, the SM-DP+ SHALL proceed as defined in section 3.1.3.3 of SGP.22 [4] step 8 to 10.
15. If default SM-DP+ was used, the IPA MAY request immediate Profile enabling by calling ES10b.ImmediateEnable. In this case steps (16) and (17) SHALL be executed. Otherwise, the procedure SHALL stop.
16. If immediate Profile enabling was granted in step (5), the eUICC SHALL enable the Profile and generate enable Notifications as configured.
17. The IPA SHALL retrieve and send any new Notifications generated due to the Profile enabling to Notification Receivers according to section 3.5 of SGP.22 [4].

### 3.2.3.2 Indirect Profile Download

This section describes the indirect Profile download and installation procedure where the eIM is used as a proxy between the IoT Device and the SM-DP+.

```
@startuml
hide footbox
skinparam sequenceMessageAlign center
skinparam sequenceArrowFontSize 11
skinparam noteFontSize 11
skinparam monochrome true
skinparam lifelinestrategy solid

participant "<b>SM-DP+</b>" as DP
participant "<b>eIM</b>" as EIM
participant "<b>IPA</b>" as IPA
participant "<b>eUICC</b>" as E

group If option (a) and AC is available to eIM
rnote over EIM : [1] eIM parses the AC to retrieve SM-DP+ Address, Activation Code Token, [SM-DP+ OID]
end

group If IPA obtains a Profile download trigger from eIM Package
alt IPA-initiated
rnote over EIM, IPA : [2a] eIM Package Retrieval Procedure including secure connection establishment (section 3.1.1.1)
else eIM-initiated
rnote over EIM, IPA : [2b] eIM Package Injection Procedure including secure connection establishment (section 3.1.1.2)
end

rnote over IPA : [3] IPA parses the eIM Package that contains \n ProfileDownloadTriggerRequest
end

group If option (a) and AC is available to IPA
rnote over IPA : [4] IPA parses AC to retrieve SM-DP+ Address, Activation Code Token, [SM-DP+ OID]
end

opt Get euiccInfo1 if not yet retrieved by IPA or eIM
IPA -> E : [5] ES10b.GetEuiccInfo
E --> IPA : euiccInfo1
end

IPA -> E : [6] ES10b.GetEuiccChallenge
```



```
E -> IPA : euiccChallenge
```

```
group If a secure connection is not yet established
rnote over EIM, IPA : [7] Establish secure connection
end
IPA -> EIM : [8] ESipa.InitiateAuthentication request
rnote over EIM, DP : [9] Establish HTTPS connection
rnote over EIM, DP : [10] ES9+'.InitiateAuthentication function
EIM -> IPA : [11] ESipa.InitiateAuthentication response
rnote over IPA, E: [12] ES10b.AuthenticateServer function
IPA -> EIM : [13] ESipa.AuthenticateClient request
rnote over EIM, DP : [14] ES9+'.AuthenticateClient function
EIM -> IPA : [15] ESipa.AuthenticateClient response
rnote over IPA, E: [16] ES10b.PrepareDownload function
IPA -> EIM : [17] ESipa.GetBoundProfilePackage request
rnote over EIM, DP : [18] ES9+'.GetBoundProfilePackage function
EIM -> IPA : [19] ESipa.GetBoundProfilePackage response
group Profile Installation Procedure
rnote over IPA, E : [20] Profile Installation
group opt
rnote over IPA #FFFFFF
[21]
```

If default SM-DP+ used, the IPA MAY request immediate Profile enabling (ES10b.ImmediateEnable). Otherwise, continue in step (23).  
endrnote  
end

```
group opt
rnote over E #FFFFFF
[22]
```

If immediate Profile enabling was granted in step (12), the eUICC SHALL enable the Profile and generate enable Notifications as configured.  
endrnote  
end

```
rnote over DP, E : [23] Notification Handling
```

```
IPA -> EIM : [a] ESipa.HandleNotification
EIM -> IPA : [b] ACK
IPA -> E : [c] ES10b.RemoveNotificationFromList
EIM -> DP : [d] ES9+'.HandleNotification
end
rnote over DP : [24] Step 8-10 section 3.1.3.3 of SGP.22
@enduml
```

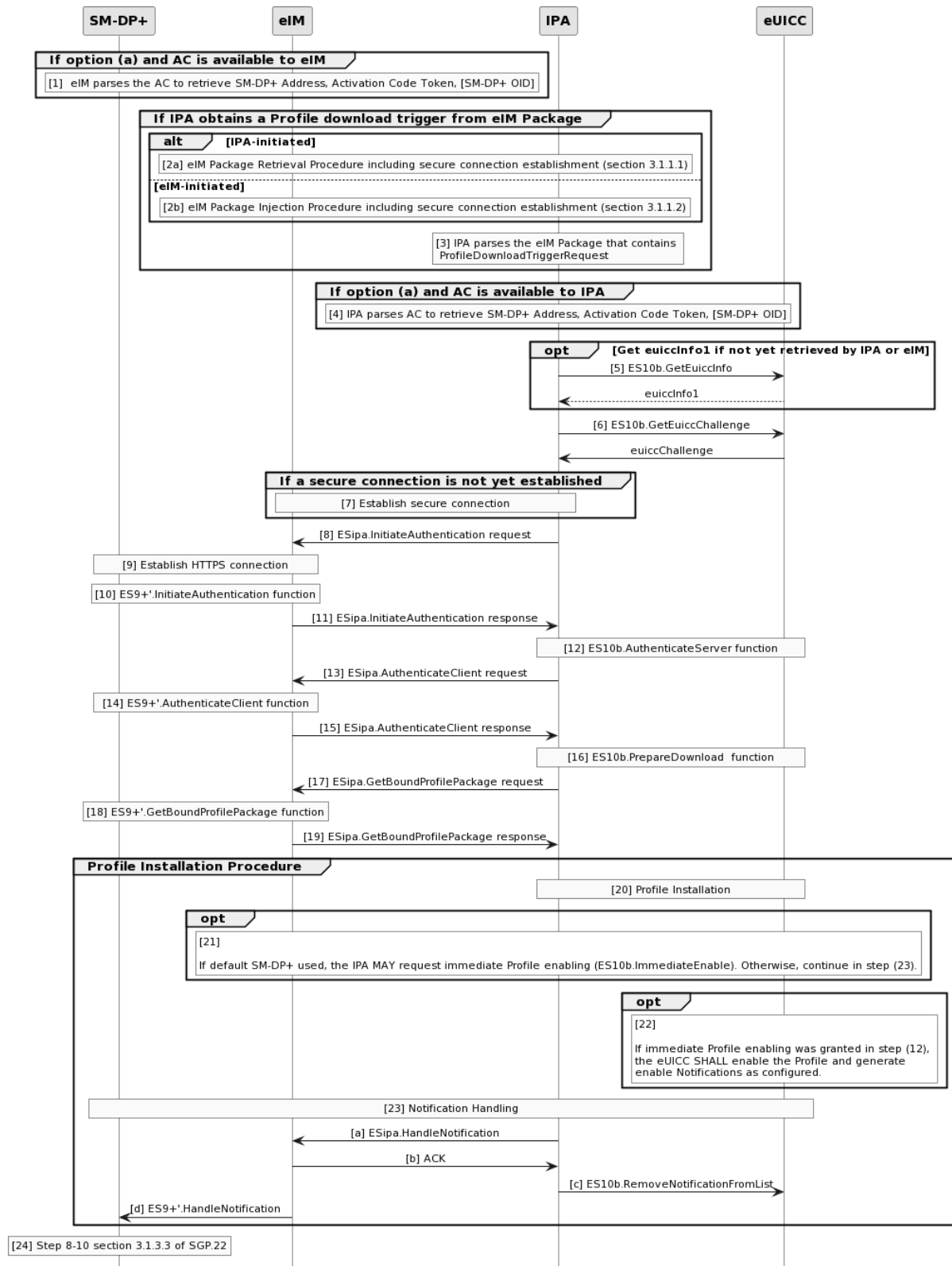


Figure 10 Indirect Profile Download and Installation

Start Conditions:

In addition to the start conditions required by the Common Mutual Authentication procedure defined in section 3.1.2 of SGP.22 [4], this procedure requires the following start conditions depending on the following exclusive options in step 1:

Option (a) use of an Activation Code: The eIM or IPA has an Activation Code that is coded as defined in section 4.1 of SGP.22 [4].

Option (b) use of SM-DS: The eIM has retrieved the SM-DP+ Address and EventID from the SM-DS, as defined in section 3.9.2.2 of this document.

Option (c) use of default SM-DP+: The eIM or the IPA has been triggered to perform the Profile download from the default SM-DP+. The triggered entity (IPA/eIM) knows the default SM-DP+ Address (e.g.: by IPA having called the function ES10a.GetEuiccConfiguredAddresses or by eIM having sent an eIM Package containing an IpaEuiccDataRequest).

The Emergency Profile is not enabled.

IPA indicated in IPA Capability the support of `indirectRspServerCommunication`.

The eIM indicated the support of `indirectProfileDownload`.

#### Procedure:

1. If option (a) is used and the Activation Code is available to the eIM, the eIM parses the Activation Code and finds the SM-DP+ address, Activation Code Token, and optional SM-DP+ OID. If the format of the Activation Code is invalid, the procedure SHALL stop.
2. In case a Profile download trigger from an eIM Package: a secure connection is established between the IPA and the eIM for IPA to obtain the eIM Package. How this is triggered is out of scope of this specification. There are two options for the delivery of the eIM Package to the IPA:
  - a) The eIM Package Retrieval Procedure steps 1 to 4 as defined in section 3.1.1.1 are executed between the IPA and the eIM.
  - b) The eIM Package Injection Procedure steps 1 and 2 as defined in section 3.1.1.2 are executed between the IPA and the eIM.
3. The IPA parses the eIM Package received in step 2. The IPA identifies that the eIM Package contains a `ProfileDownloadTriggerRequest`. If `ProfileDownloadTriggerRequest` data object is empty (i.e., without `profileDownloadData`), then the Procedure continues in step 5. If option (a) is used this trigger MAY contain the Activation Code. Alternatively, the eIM handles the AC (see IPA Capability `eimDownloadDataHandling`). If option (b) is used this trigger MAY contain the SM-DP+ Address and EventID (formatted as an Activation Code), if handled by IPA. If option (c) is used this trigger MAY contain information to use the default SM-DP+ Address. If the format of the trigger profile download eIM Package is invalid, or data needed by IPA to perform the profile download is missing the IPA SHALL return `invalidPackageFormat` error and the procedure SHALL stop.
4. If the IPA retrieved an Activation Code in step 3, or if IPA retrieved an Activation Code by some other means outside of this specification before the start of this procedure,

the IPA parses the Activation Code and finds the SM-DP+ address, Activation Code Token, and optional SM-DP+ OID. If the format of the Activation Code is invalid the IPA SHALL return `invalidPackageFormat` error and the procedure SHALL stop.

5. If `euiccInfo1` is not yet retrieved by the eIM or IPA, the IPA MAY request `euiccInfo1` from the eUICC by calling `ES10b.GetEuiccInfo` (see section 5.9.2).
6. The IPA requests an eUICC Challenge from the eUICC by calling the `ES10.GetEUICCChallenge` function (see section 5.9.3).
7. A secure connection is established between the IPA and the eIM if it is not yet established.
8. The IPA calls `ESipa.InitiateAuthentication` function comprising eUICC Challenge, optionally SM-DP+ FQDN, and optionally `euiccInfo1` (see IPA Capability `minimizeEsipaBytes`) and `eimTransactionId` (if included by eIM in `ProfileDownloadTriggerRequest`). If the IPA does not provide SM-DP+ FQDN or `euiccInfo1`, the eIM SHALL identify the relevant information.
9. The eIM establishes an HTTPS connection with the SM-DP+ in server authentication mode according to SGP.22 [4].
10. The eIM and the SM-DP+ process `ES9+'.InitiateAuthentication` function comprising eUICC Challenge, SM-DP+ FQDN, and `euiccInfo1` as defined in section 5.6.1 of SGP.22 [4]. If the SM-DP+ FQDN provided in `ES9+'.InitiateAuthentication` in step 9 did not come from IPA (was not obtained from IPA in step 7 e.g., due to IPA has capability `eimDownloadDataHandling`), the eIM SHALL verify that this SM-DP+ FQDN matches the SM-DP+ FQDN returned by the SM-DP+ (in `serverSigned1`). If not, the procedure SHALL be stopped. If the Activation Code contains the SM-DP+ OID and is available to the eIM, the eIM SHALL check that the SM-DP+ OID from the AC matches the SM-DP+ OID of the SM-DP+ Certificate (`serverCertificate`). If not, the procedure SHALL be stopped.
11. The eIM sends the `ESipa.InitiateAuthentication` response to the IPA, based on the `ES9+'.InitiateAuthentication` response from the SM-DP+. The eIM SHALL additionally provide `ctxParams1` as defined in SGP.22 [4] if the IPA does not generate it (see IPA capability `eimCtxParams1Generation`).
12. The IPA and eUICC process `ES10b.AuthenticateServer` function call as defined in section 5.7.13 of SGP.22 [4]. If immediate Profile enabling is activated, the eUICC SHALL verify that the download is coming from the default SM-DP+ configured in the eUICC. If the verification is successful, the eUICC SHALL grant immediate enabling for this Profile.
13. The IPA calls `ESipa.AuthenticateClient` function comprising `euiccSigned1` or `compactEuiccSigned1`, `euiccSignature1`, optionally `CERT.EUM.ECDSA`, and optionally `CERT.EUICC.ECDSA`. If the IPA does not provide `CERT.EUM.ECDSA` and `CERT.EUICC.ECDSA` and/or provide the `compactEuiccSigned1` instead of `euiccSigned1` (see IPA Capability `minimizeEsipaBytes`), the eIM SHALL identify the relevant information and build `euiccSigned1`.
14. The eIM and SM-DP+ process the `ES9+'.AuthenticateClient` function as defined in 5.6.3 of SGP.22 [4].
15. The eIM sends the `ESipa.AuthenticateClient` response to the IPA, based on the `ES9+'.AuthenticateClient` response from the SM-DP+. If the response returns an error, IPA SHALL trigger the cancellation of the on-going RSP session (see section 3.2.3.3) with reason `undefinedReason` and the procedure SHALL stop.

- If the IPA is capable of verifying the Profile Metadata, the eIM SHALL provide the Profile Metadata to IPA that SHALL verify the Profile Metadata according to section 3.2.3.1 (Direct Profile Download) step 10. For this verification, the IPA MAY use previously fetched Rules Authorisation Table and/or list of installed Profiles. If the IPA has not already fetched the required information, the IPA SHALL request those from the eUICC by calling the ES10b.GetRAT and/or ES10b.GetProfilesInfo functions. If the verification fails, the IPA SHALL trigger the cancellation of the on-going RSP session (see section 3.2.3.3) and the procedure SHALL stop.
  - If the IPA is not capable of verifying the Profile Metadata (see IPA Capability `eimProfileMetadataVerification`) according to section 3.1.3 (Profile Download and Installation) of SGP.22 [4], the eIM SHALL verify the Profile Metadata according to steps 7a, b, c and 8 of section 3.1.3 (Profile Download and Installation) of SGP.22 [4] and SHALL NOT provide the Profile Metadata to IPA. For this verification, the eIM SHALL use Rules Authorisation Table and information on installed Profiles available to the eIM, e.g., obtained prior to the start of this procedure using the PSMOs `getRAT` and `listProfileInfo`. If the verification fails, the eIM SHALL return an error code to IPA and the procedure SHALL stop. The error code triggers IPA to cancel the on-going RSP session with SM-DP+ according to section 3.2.3.3. The cancel session reason (`pprNotAllowed`) to be used by IPA when calling the ESipa.CancelSession is given by the error code.
16. The IPA and eUICC process ES10b.PrepareDownload function call as defined in section 5.7.5 of SGP.22 [4] with the following change:
- Upon any error returned in the verifications of ES10b.PrepareDownload, the procedure SHALL stop and the eUICC SHALL terminate the RSP Session
17. The IPA calls ESipa.GetBoundProfilePackage function comprising `euiccSignature2` and either `euiccSigned2` or `compactEuiccSigned2`. If `compactEuiccSigned2` is provided (see IPA Capability `minimizeEsipaBytes`), the eIM SHALL identify the relevant information and build `euiccSigned2`.
18. The eIM and SM-DP+ process ES9+'.GetBoundProfilePackage function as defined in section 5.6.2 of SGP.22 [4].
- NOTE: In the ES9+'.GetBoundProfilePackage function request, the eIM forwards the ESipa.GetBoundProfilePackage function request.
19. The eIM sends the ESipa.GetBoundProfilePackage response to the IPA, based on the ES9+'.GetBoundProfilePackage response from the SM-DP+. If the eIM or IPA previously verified the Profile Metadata in step (14), the eIM or IPA SHOULD check if the Profile Metadata has been changed. If so, IPA SHALL be triggered to cancel the on-going RSP session with the SM-DP+ (see section 3.2.3.3) with cancel session reason `metadataMismatch` and the procedure SHALL be terminated. In case of eIM performing the check (see IPA Capability `eimProfileMetadataVerification`), the eIM SHALL return an error code that triggers IPA to cancel the session and also indicates the cancel session reason (`metadataMismatch`) to be used.
20. The IPA installs the Profile to the eUICC as defined in section 3.1.3.3 (Sub-procedure Profile Installation) of SGP.22 [4]. In case of errors during the installation of the Profile the cancel session procedure in section 3.2.3.3 is triggered with cancel session reason `loadBppExecutionError` and the procedure SHALL stop. If the Profile to be downloaded

is an Emergency Profile, i.e. contains the `ecallIndication` data element set to TRUE within its Profile Metadata, the eUICC SHALL stop the procedure and return `incorrectInputValues` if either the eUICC does not support the Emergency Mechanism, or the eUICC supports the Emergency Mechanism and already contains an Emergency Profile with `ecallIndication` set to TRUE. The IPA SHALL then perform the Sub-procedure “Profile Download and installation – Download rejection” as defined in SGP.22[4] with reason code “`metadataMismatch`”.

21. If default SM-DP+ was used, the IPA MAY request immediate Profile enabling by calling `ES10b.ImmediateEnable` and the procedure SHALL continue with step (22). Otherwise, the procedure SHALL continue in step (23).
22. If immediate Profile enabling was granted in step (12), the eUICC SHALL enable the Profile and generate enable Notifications as configured.
23. The following changes are made to the Notification procedure compared to section 3.1.3.3 of SGP.22 [4]:
  - a) The IPA calls `ESipa.HandleNotification` function comprising `PendingNotification` data object that contains `ProfileInstallationResult` that contains the `TransactionID` generated by the SM-DP+. If a compact version of the `ProfileInstallationResult` is provided (see IPA Capability `minimizeEsipaBytes`), the eIM SHALL identify the relevant information and build the full `ProfileInstallationResult`.
  - b) The eIM acknowledges the reception of the `ProfileInstallationResult`.
  - c) Upon acknowledgement of successful reception of the `ProfileInstallationResult`, IPA calls the `ES10b.RemoveNotificationFromList` function with corresponding `seqNumber` as input parameter and the eUICC deletes the `ProfileInstallationResult` from its memory.
  - d) The eIM and SM-DP+ process `ES9+'.HandleNotification` function as defined in section 5.7.4 of this document.
24. On reception of the `ES9+'.HandleNotification` function, the SM-DP+ SHALL proceed as defined in section 3.1.3.3 of SGP.22 [4] step 8 to 10.

### 3.2.3.3 Cancel Session Procedure for Indirect Profile Download

This section describes the cancel session call flow used to cancel an indirect Profile download session. This procedure can occur due to an error at the following steps of the protocol:

- after the response to "ESipa.AuthenticateClient"
- after the response to "ESipa.GetBoundProfilePackage"

```
@startuml
skinparam monochrome true
skinparam ArrowColor Black
skinparam lifelinestrategy solid
skinparam sequenceMessageAlign center
skinparam noteBackgroundColor #FFFFFF
skinparam participantBackgroundColor #FFFFFF
hide footbox

participant "<b>SM-DP+</b>" as DP
participant "<b>eIM</b>" as eIM
```

```

participant "<b>IPAd" as IPA
participant "<b>eUICC" as E

IPA -> E : [1] ES10b.CancelSession(TransactionID, reason)
rnote over E
[2]
- Generate euiccCancelSessionSigned = {
  TransactionID, reason}
- Compute euiccCancelSessionSignature
  over euiccCancelSessionSigned
endrnote

E --> IPA : [3] cancelSessionResponseOk

rnote over IPA
[Stop procedure if the reason is undefinedReason]
endrnote

IPA -> eIM : [4] ESipa.CancelSession(TransactionID, cancelSessionResponseOk)
eIM -> DP : [4] ES9+'.CancelSession(TransactionID, cancelSessionResponseOk)

rnote over DP
[5]
- Retrieve the on-going RSP session
- Verify euiccCancelSessionSignature
- Verify the SM-DP+ OID
endrnote
DP --> eIM : [ERROR]
eIM --> IPA : [ERROR]

rnote over DP
[6] Process the reason according to SGP.22 [4]
endrnote

DP --> eIM : [10] OK
eIM --> IPA : [10] OK
@enduml

```

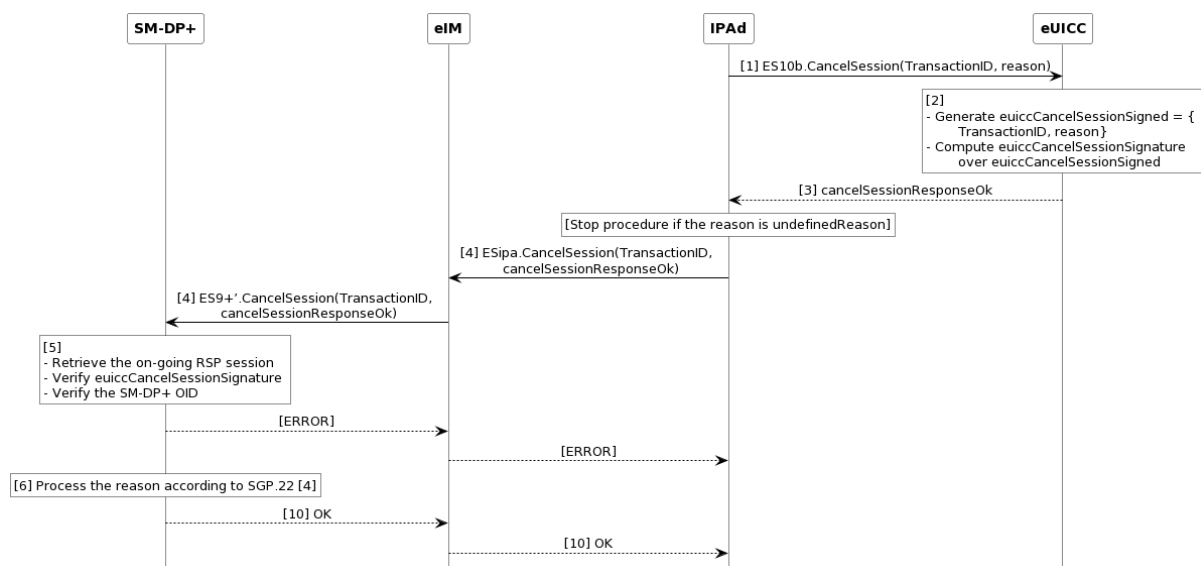


Figure 11 Cancel Session Procedure

**Start Conditions:**

This procedure can be used in the following cases.

Reasons in the response to "ESipa.AuthenticateClient":

- The IPAd receives "pprNotAllowed" error in the response to "ESipa.AuthenticateClient" due to that eIM, when verifying the Profile Metadata, discovered that the PPR(s) in the Profile Metadata are not allowed according to the Rules Authorisation Table, or PPR1 is present in the Profile Metadata and an Operational Profile is already installed on the eUICC. In this case the reason code for step (1) SHALL be pprNotAllowed.
- The IPAd receives any other error in the response to "ESipa.AuthenticateClient". In this case the reason for step (1) SHALL be undefinedReason.

Cancel reasons after "ESipa.AuthenticateClient" related to Profile download:

- The IPAd verifies Profile Metadata and discovers that the PPR(s) in the Profile Metadata are not allowed according to the Rules Authorisation Table, or PPR1 is present in the Profile Metadata and an Operational Profile is already installed on the eUICC. In these cases, the reason code for step (1) SHALL be pprNotAllowed.

Reasons in the response to "ESipa.GetBoundProfilePackage":

- The IPAd receives `metadataMismatch` error in the response to "ESipa.GetBoundProfilePackage" due to that eIM discovered that the Profile Metadata in the Bound Profile Package does not match the Profile Metadata received previously in the response to "ES9+'.AuthenticateClient". In this case the reason code for step (1) SHALL be `metadataMismatch`.

Cancel reasons after "ESipa.GetBoundProfilePackage":

- The IPAd discovers that the Profile Metadata in the Bound Profile Package does not match the Profile Metadata received previously in the response to "ESipa.AuthenticateClient". In this case the reason for step (1) SHALL be `metadataMismatch`.
- The IPAd has encountered an error while installing a Bound Profile Package. In this case the reason for step (1) SHALL be `loadBppExecutionError`.

#### Procedure:

1. The IPAd SHALL call the "ES10b.CancelSession" function with input data comprising the TransactionID and the reason.
2. The eUICC SHALL:
  - Generate the `euiccCancelSessionSigned` data object containing the TransactionID and the reason provided by the IPAd.
  - Compute the `euiccCancelSessionSignature` over `euiccCancelSessionSigned` using the `SK.EUICC.ECDSA` corresponding to the `euiccCiPKIdentifierToBeUsed` as received during the common mutual authentication procedure.
3. The eUICC SHALL return the `euiccCancelSessionSigned` and `euiccCancelSessionSignature`. If the reason is `undefinedReason`, the IPAd SHALL ignore the response from the eUICC and stop the procedure.
4. The IPAd SHALL call the "ESipa.CancelSession" function with input data comprising TransactionID, `euiccCancelSessionSigned` and `euiccCancelSessionSignature`. Upon



receiving the "ESipa.CancelSession" function call, the eIM SHALL call the "ES9+'.CancelSession" function with the input data from "ESipa.CancelSession".

5. On reception of the "ES9+'.CancelSession" function, the SM-DP+ SHALL:
  - Retrieve the on-going RSP session identified by the TransactionID. If the TransactionID is unknown, the SM-DP+ SHALL return a function execution status 'Failed' with relevant status code and the procedure SHALL stop.
  - Verify the euiccCancelSessionSignature performed over euiccCancelSessionSigned using the PK.EUICC.ECDSA associated with the ongoing RSP session. If the signature is invalid, the SM-DP+ SHALL return a function execution status 'Failed' with relevant status code and the procedure SHALL stop.
  - Verify that the received OID is the same value as the one contained in the CERT.DPauth.ECDSA used during the common mutual authentication procedure. If the value does not match, the SM-DP+ SHALL return a function execution status 'Failed' with relevant status code and the procedure SHALL stop.
6. The SM-DP+ SHALL process the error reason according to steps 5 to 7 in Section 3.1.3.1 of SGP.22 [4].
7. The SM-DP+ SHALL return a function execution status 'Executed-Success' and the procedure SHALL stop. The eIM returns the function execution status from "ES9+'.CancelSession" function as the function execution status of "ESipa.CancelSession".

### 3.3 eUICC Package Handling

#### 3.3.1 Generic eUICC Package Download and Execution

This procedure describes the download of an eUICC Package contained within an eIM Package. It also describes how to process the eUICC Package and how to return a signed result of the eUICC Package execution to the eIM.

**NOTE:** The Sub-procedures for Profile State Management, described in section 3.4, and eIM Configuration, as described in section 3.5.1, are executed in step 5 of the procedure described in this section.

```
@startuml
skinparam monochrome true
skinparam ArrowColor Black
skinparam lifelinestrategy solid
skinparam sequenceMessageAlign center
skinparam noteBackgroundColor #FFFFFF
skinparam participantBackgroundColor #FFFFFF
skinparam ParticipantPadding 70
hide footbox

participant "<b>SM-DP+</b>" as DP
participant "<b>eIM</b>" as eIM
participant "<b>IPAd</b>" as IPAd
participant "<b>eUICC</b>" as E
participant "<b>Device Baseband</b>" as DevBB

rnote left IPAd
[1]
- Build euiccPackageSigned = {eimId, eidValue, counterValue, [eimTransactionId], euiccPackage}
```

```
    and compute eimSignature over euiccPackageSigned
- Build eIMPackage
endnote

rnote over eIM, IPA: [2] Transfer eIM Package containing signed \n eUICC Package
from eIM to IPAd (see section 3.1.1)

group Process the eIM Package
IPA -> E : [3] ES10b.LoadEuiccPackage (eUICC Package)

rnote over E: [4] Verify the eIM signature \nand check EID and replay counter

E --> IPA : [ERROR]

loop Up to the number of\n PSMOs/eCOs in the eUICC Package
rnote over E
[5] Execute PSMO/eCO
endnote
end

rnote over E: [6] Generate and sign the result of the eUICC Package \nincluding
eUICC sequence number

end
E -> IPA : [7] Signed eUICC Package Result
opt Any marked Profile
opt "to be disabled", "to be disabled and deleted", or "to be enabled"
E -> DevBB: [8a] REFRESH
DevBB -> E: Terminal Response or RESET
End opt
rnote over E
[8b] The marked Profile(s) are enabled, disabled and/or deleted
endnote

rnote over DevBB
[Network attach procedure
with the newly enabled Profile]
end rnote
end opt

group If the IPAd sends eUICC Package Result and Notifications to the eIM in a single
eIM Package Result
IPA -> E : [9] ES10b.RetrieveNotificationsList
E -> IPA : List of pending Notifications
end

rnote over eIM, IPA: [10] Transfer eIM Package Result containing signed eUICC
Package Result \nand optionally Notifications list from IPAd to eIM (see section
3.1.1)

rnote over eIM: [11] Extract eUICC Package Result, \nverify the eUICC signature and
check \nsequence number to prevent replay

rnote over eIM: [12] Process the result of the eUICC Package

rnote over eIM, IPA: [13] Acknowledge successfully received signed eUICC Package
Result\n and Notifications if any.
group [14] For each pending Notification obtained by the eIM in step 10
eIM -> DP : ES9+'.HandleNotification
DP -> eIM : ACK
end

group Delete eUICC Package Result and Notifications
```

```

loop
IPA -> E : [15] ES10b.RemoveNotificationFromList

rnote over E: [16] Delete eUICC Package Result / Notification
end

end

group [17] If IPAd sends Notifications using ES9+.HandleNotification or
ESipa.HandleNotification
rnote over DP, E #FFFFFF : [Refer to procedure Notification Delivery to Notification
Receivers]
end

@enduml

```

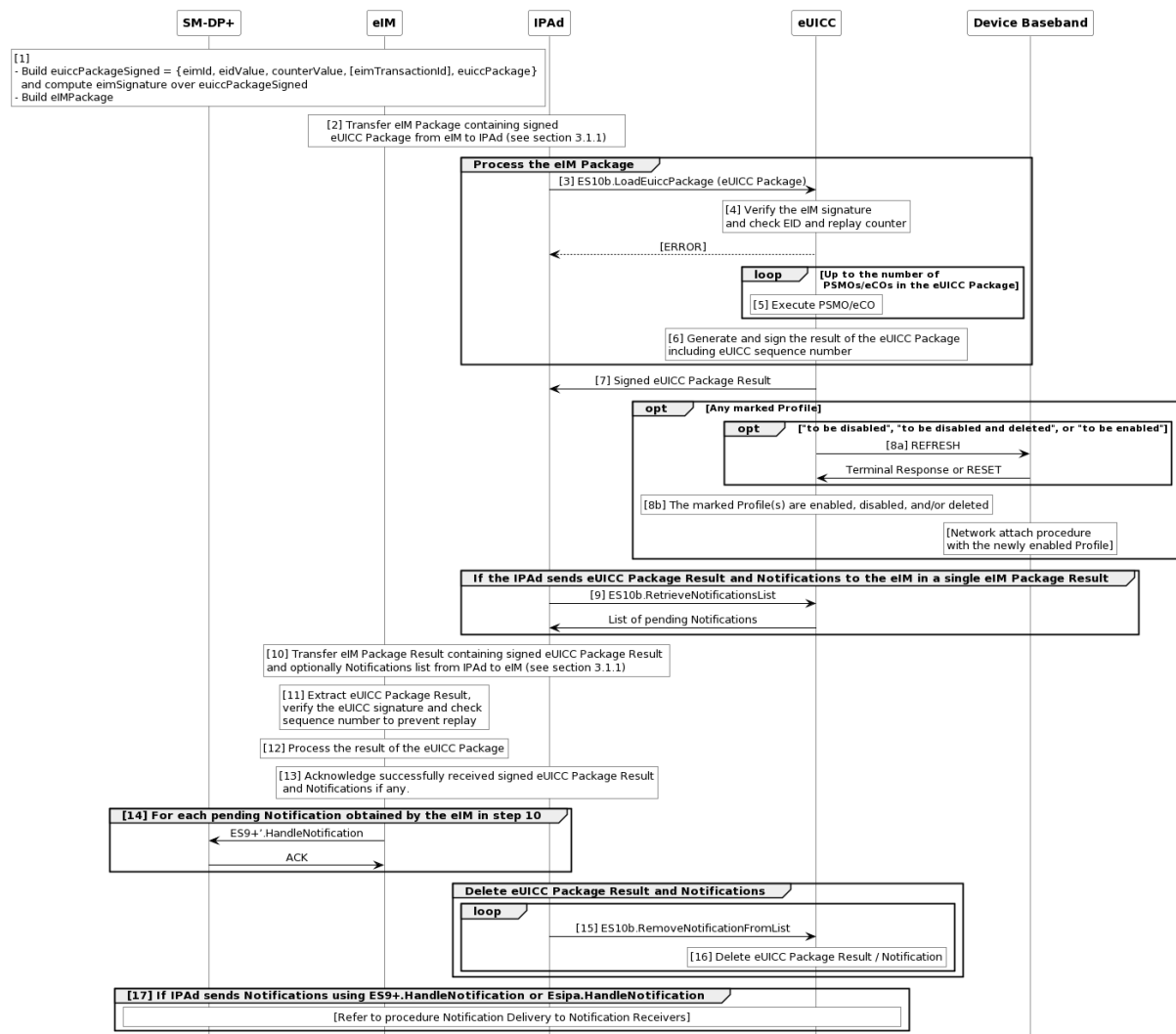


Figure 12 Generic eUICC Package Download and Execution

**Start Condition:**

This procedure requires the following start conditions:

- The eUICC is associated with the eIM and has the eIM public key and eIM ID.

- The eIM has received a request to perform a PSMO/eCO for the particular eUICC and has the EID of the eUICC in its storage along with the current value of the counter for replay protection as well as the relevant information of the target Profile in the eUICC.
- A Secure Connection between the eIM and the IPA is established.

**Procedure:**

1. The eIM SHALL prepare the eUICC Package structure including signing the eUICC Package using the eIM private key. The signed data includes, for the particular eUICC, the `eIMID`, the EID and the current value incremented by 1 of the counters for replay protection of eUICC Packages obtained from eIM storage. The current value of the counter for replay protection in eIM storage is updated accordingly. The eIM then builds the eIM Package containing the signed eUICC Package. `eimTransactionId`, if included, MAY be used for linking an eUICC Package with an eUICC Package Result.
2. The eIM SHALL transfer the eIM Package (containing the signed eUICC Package) to the IPAd as described in section 3.1.1.
3. IPAd then processes the eIM Package. The IPAd SHALL call `ES10b.LoadEuiccPackage` to provide the signed eUICC Package to the eUICC.
4. The eUICC SHALL verify the eIM signature and check the EID and replay counter. See details in section 5.9.1. In case of error, the eUICC SHALL return an error message and the procedure SHALL stop.
5. If all verifications are successful, the eUICC SHALL process the eUICC Package. The PSMOs or eCOs in the eUICC Package SHALL be executed sequentially by the eUICC until the end is reached or an error is encountered for a PSMO/eCO. If an interruption (e.g. power loss) occurs during the processing of the `ES10b.LoadEuiccPackage` function, the eUICC SHALL restore its original state prior to execution, see details in section 5.9.1.
6. The eUICC SHALL generate the result of the eUICC Package execution and sign it using the eUICC private key `SK.EUICC.ECDSA`. The signed data includes the next (not used) value of the eUICC sequence number (defined in SGP.22 [4] for use with Notifications) and the eUICC sequence number is incremented by 1 within the eUICC. The eUICC SHALL update the stored counter value to the counter value of the signed eUICC Package received in step 4.
7. The IPAd obtains the signed eUICC Package Result from the eUICC.
8. any Profile is marked as "to be disabled", "to be disabled and deleted", "to be enabled", or "to be deleted"
  - a. If any Profile is marked as "to be disabled", "to be disabled and deleted", or "to be enabled", the eUICC SHALL send the REFRESH command in "eUICC Profile State Change" mode (if supported by the Device) or "UICC Reset" mode to the Device, according to ETSI TS 102 223 [5], to prepare the IoT Device for a change in Profile state.

NOTE: Enabling or disabling via PSMO always uses REFRESH.

- b. Upon reception of the Terminal Response or after the RESET, or in case the REFRESH command is not sent, the ISD-R SHALL:
  - If a Profile is marked "to be disabled": disable the marked Profile.

- If a Profile is marked "to be disabled and deleted": disable the marked Profile and then delete it.
- If a Profile is marked "to be enabled": enable the marked Profile.
- If a Profile is marked "to be deleted": delete the marked Profile.
- If any marked Profile is successfully enabled, disabled, or deleted in the previous steps, generate as many Notifications as configured in each Profile Metadata (`notificationConfigurationInfo`) in the format of `OtherSignedNotification`.
- Unmark all marked Profiles.

•

If a Profile is now in Enabled state, the IoT Device baseband executes the network attach procedure.

9. If the IPAd sends eUICC Package Result and Notifications to the eIM in a single eIM Package Result and if the eUICC Package contains PSMO(s), the IPAd SHALL retrieve pending Notifications by calling `ES10b.RetrieveNotificationsList` function.

10. The IPAd SHALL transfer the eIM Package Result containing the signed eUICC Package Result to the eIM. The details on the transfer of the eIM Package Result depends on the underlying ESipa transport and is further described in section 3.1.1. If the IPAd sends eUICC Package Result and Notifications to the eIM in a single eIM Package Result (using `ESipa.ProvideEimPackageResult`), the IPAd SHALL, in case of a non-empty list of pending Notifications, include the list of pending Notifications (`PendingNotificationList` as defined in section 2.11.2.2) together with the signed eUICC Package Result in the eIM Package Result. In case of an IPAd with IPA Capability `minimizeEsipaBytes`, the IPAd SHOULD include each pending Notification in the list in compact format as described in section 5.14.7.

If the IPAd does not send Notifications together with the eUICC Package Result, the IPAd MAY use `ESipa.HandleNotification` instead to send the eUICC Package Result to the eIM.

If the IPAd fails sending the eIM Package Result to the eIM due to a lack of connectivity, it SHOULD apply the Profile Rollback procedure described below.

11. The eIM SHALL extract the eUICC Package Result and verify the eUICC signature of the signed eUICC Package Result using the public key `PK.EUICC.ECDSA` of the eUICC obtained from the eUICC Certificate in the eIM storage. Upon successful verification, the eIM SHALL retrieve the counter value included in the eUICC Package Result and map it to the related eUICC Package. It SHALL then check that the sequence number contained in the eUICC Package Result is greater than the value of the sequence number currently stored in the eIM for the particular eUICC. If all checks are successful, the eIM SHALL update the stored value of the sequence number for the particular eUICC to the value of the signed eUICC Package Result. If any of the checks fail, the eIM SHALL stop the processing of the eUICC Package Result. In case the eIM received pending Notifications in step 10, the eIM continues the execution in step 13 to acknowledge the received Notifications (but not the eUICC Package Result) and sends the received Notifications to Notification Receivers (see step 14).

12. The eIM SHALL process the result of the eUICC Package execution.

13. If the eIM Package Result was transmitted using the `ESipa.ProvideEimPackageResult` function (resp. the response to `ESipa.TransferEimPackage`), then the eIM SHALL

- acknowledge the signed eUICC Package Result and Notifications (if any) that were successfully processed by sending their sequence numbers in the response to ESipa.ProvideEimPackageResult (resp. the next call to ESipa.TransferEimPackage).
14. If the eIM Package Result was transmitted using ESipa.HandleNotification, then the eIM does not acknowledge the signed eUICC Package Result and received Notifications (if any). In case the eIM received pending Notifications in step 10, the eIM SHALL forward them to the Notification Receivers. If a pending Notification is in compact format (see IPA Capability `minimizeEsipaBytes`), the eIM SHALL identify the relevant information and build the full pending Notification before forwarding the Notification to the Notification Receiver.
  15. IPAd SHALL call ES10b.RemoveNotificationFromList (see SGP.22 [4]) one or more times to delete the eUICC Package Result and pending Notifications for which acknowledgement has been received. The eUICC Package Result and each pending Notification to be deleted are identified by the sequence number(s) received in step 13.
  16. The eUICC SHALL delete the eUICC Package Result or pending Notification from its memory.
  17. If IPAd sends Notifications using ES9+.HandleNotification or ESipa.HandleNotification, the IPAd SHALL continue execution according to procedure "Notification Delivery to Notification Receivers."

NOTE: Notifications (if any) needs to be send during this procedure by one of described means (either together with eUICC Package Results in step 10, or using ES9+.HandleNotification or ESipa.HandleNotification in step 17).

### 3.3.2 Profile Rollback Procedure

If the IPAd fails sending the eIM Package Result to the eIM due to a lack of connectivity, it SHOULD call the ES10b.ProfileRollback function (see section 5.9.16) to request the eUICC to roll back to the previously Enabled Profile (if any).

If the result of ES10b.ProfileRollback indicates successful processing (the eUICC returns 'ok'), then a new eUICC Package Result is available, and:

- The IPAd SHALL discard the previous eIM Package Result, i.e., the IPAd SHALL NOT send the previous eIM Package Result to the eIM.
- The IPAd SHALL build a new eIM Package Result including the new eUICC Package Result returned by the ES10b.ProfileRollback function and try to send this new eIM Package Result to the eIM.

NOTE1: When the ES10b.ProfileRollback is successful, the eUICC automatically discards the previous eUICC Package Result (see section 5.9.16) and there is no need for the IPAd to remove it from the eUICC. In particular, the ES10b.RemoveNotificationFromList function would return `nothingToDelete(1)` if the IPAd tried to do so.

NOTE2: As Profiles have returned to their states prior to the processing of the eUICC Package Request, as an optimization, the eUICC may discard Notifications (if any) generated by the processing of the eUICC Package Request and ES10b.ProfileRollback.

### 3.4 Profile State Management

#### 3.4.1 Enable Profile

This procedure defines the execution of an Enable command contained within a eUICC Package as defined in 3.3.1 Generic eUICC Package Download and Execution, used to enable a Profile already downloaded and installed on an eUICC.

```
@startuml
skinparam monochrome true
skinparam ArrowColor Black
skinparam lifelinestrategy solid
skinparam sequenceMessageAlign center
skinparam noteBackgroundColor #FFFFFF
skinparam participantBackgroundColor #FFFFFF
hide footbox

participant "<b>eUICC\n<b>IPA Services (ISD-R)" as IPAServices

rnote over IPAServices
[1] Profile identification
[2] Verify Profile state
End rnote

rnote over IPAServices
[3] Mark target Profile "to be enabled" and, if granted, record "usage of Rollback Mechanism is allowed"

endrnote

rnote over IPAServices
[4] Generate Enable PSMO execution result
    data structure (enableResult)
and continue as described in 3.3.1
endrnote
@enduml
```

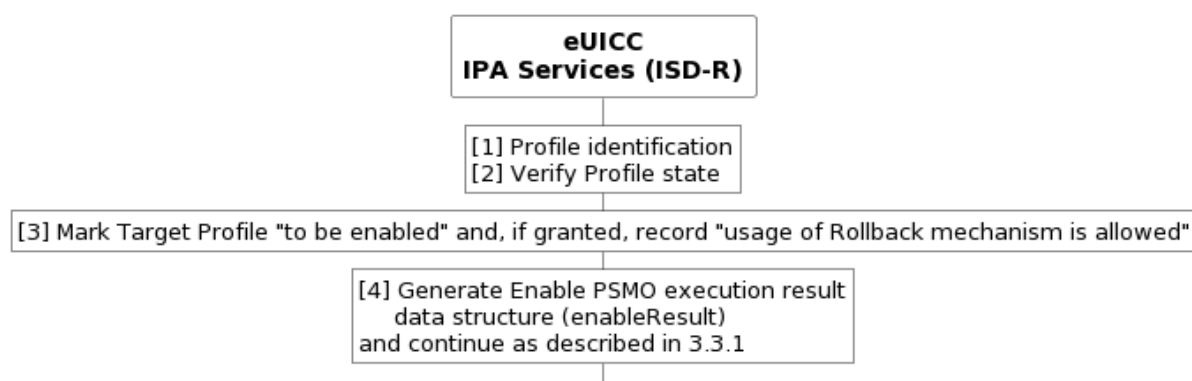


Figure 13 Enable Profile

Start Conditions:

A Profile is already downloaded and installed in the eUICC. A eUICC Package containing an 'Enable Profile' is received within an "ES10b.LoadEuiccPackage" by the eUICC as described in 3.3.1 Generic eUICC Package Download and Execution.

The eIM signature the EID, and replay counter are verified as defined in 3.3.1 Generic eUICC Package Download and Execution.

**Procedure:**

If an Enable command has already been processed in this eUICC Package, then the ISD-R SHALL indicate a failure in the PSMO execution result and procedure SHALL continue in step 4.

1. The ISD-R SHALL find the target Profile with the ICCID. If the target Profile is not found, the ISD-R SHALL indicate a failure in the PSMO execution result with `iccidOrAidNotFound(1)` error code and procedure SHALL continue in step 4. If the target Profile is the Emergency Profile with `ecallIndication` set to TRUE, the ISD-R SHALL indicate a failure in the PSMO execution result with `undefinedError(127)` error code and procedure SHALL continue in step 4.
2. The ISD-R SHALL verify the state of the target Profile and, if usage of the Rollback Mechanism is granted, whether a Profile is currently enabled (or marked as "to be disabled"). If the target Profile is not in Disabled state, or if usage of the Rollback Mechanism is granted and there is no currently Enabled Profile (or no Profile marked as "to be disabled"), then the ISD-R SHALL indicate a failure in the PSMO execution result respectively with `profileNotInDisabledState(2)` or `rollbackNotAvailable(20)` error codes and procedure SHALL continue in step 4.
3. The ISD-R SHALL mark the target Profile "to be enabled" and the currently Enabled Profile (if any) "to be disabled" and SHALL record whether usage of the Rollback Mechanism is granted (together with a reference to the Profile (if any) which is to be disabled). If the target Profile is a Fallback Profile, the ISD-R SHALL record information on the currently Enabled Profile.

NOTE1: This recorded information is used when ES10b.ReturnFromFallback is executed.

NOTE2: If the currently enabled Profile is a Fallback Profile it is also marked as "to be disabled".

4. The eUICC SHALL generate the PSMO execution result data structure indicating the result of the PSMO 'Enable Profile', and the procedure continues as described in section 3.3.1.

**End Conditions:**

The target Profile is marked "to be enabled" and the currently Enabled Profile (if any) is marked "to be disabled". If granted, the authorisation to use the Rollback Mechanism has been recorded (together with a reference to the Profile (if any) which is to be disabled).



The signed eUICC Package execution result data structure containing the result of Enable command is stored in the eUICC.

### 3.4.2 Disable Profile

This procedure defines the execution of an Disable command contained within a eUICC Package as defined in 3.3.1 Generic eUICC Package Download and Execution, used to disable a Profile already downloaded and installed on an eUICC.

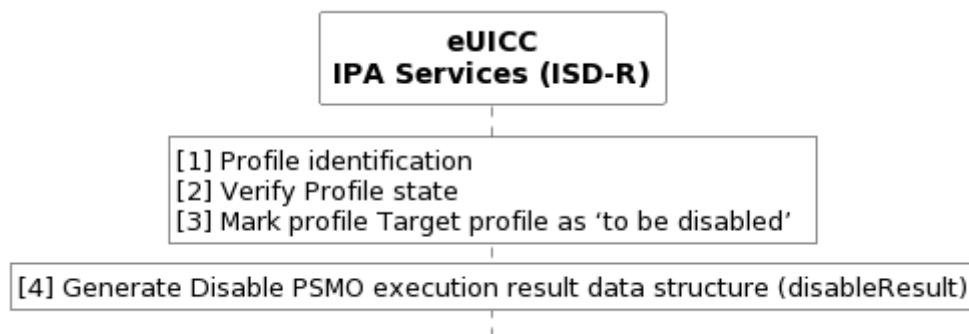
```
@startuml
skinparam monochrome true
skinparam ArrowColor Black
skinparam lifelinestrategy solid
skinparam sequenceMessageAlign center
skinparam noteBackgroundColor #FFFFFF
skinparam participantBackgroundColor #FFFFFF
hide footbox

participant "<b>eUICC\n<b>IPA Services (ISD-R)" as IPAServices

rnote over IPAServices
[1] Profile identification
[2] Verify Profile state
[3] Mark profile target Profile as 'to be disabled'
End rnote

rnote over IPAServices
[4] Generate Disable PSMO execution result data structure (disableResult)
endrnote

@enduml
```



**Figure 14 Disable Profile**

**Start Conditions:** A Profile is already downloaded and installed in the eUICC.

A eUICC Package containing a 'Disable Profile' is received within an "ES10b.LoadEuiccPackage" by the eUICC as described in 3.3.1 Generic eUICC Package Download and Execution.

The eIM signature, the EID, and replay counter are verified as defined in 3.3.1 Generic eUICC Package Download and Execution.

**Procedure:**

If a Disable or an Enable command has already been processed in this eUICC Package, then the ISD-R SHALL indicate a failure in the PSMO execution result and procedure SHALL continue in step 4.

1. The ISD-R SHALL find the target Profile with the ICCID. If the target Profile is not found, the ISD-R SHALL indicate a failure in the PSMO execution result and procedure SHALL continue in step 4.
2. The ISD-R SHALL verify the state of the target Profile. If the target Profile is not in Enabled state, the ISD-R SHALL indicate a failure in the PSMO execution result and procedure SHALL continue in step 4.
3. The eUICC SHALL mark the target Profile "to be disabled".
4. The eUICC SHALL generate the PSMO execution result data structure indicating the result of the PSMO 'Disable Profile', and the procedure continues as described in section 3.3.1.

#### End Conditions:

The target Profile is marked "to be disabled".

The signed eUICC Package execution result data structure containing the result of disabled Profile is stored in the eUICC.

NOTE: To maintain connectivity, a Disable command needs to be followed by an Enable command in the same eUICC Package.

#### 3.4.3 Delete Profile

This procedure defines the execution of a Delete command contained within a eUICC Package as defined in 3.3.1 Generic eUICC Package Download and Execution, used to delete a Profile already downloaded and installed on an eUICC.

The conditions under which a Provisioning Profile could be deleted are implementation-dependent and out of the scope of this specification. The eUICC implementation MAY not support deletion of a Provisioning Profile or a preloaded Test Profile.

An eUICC Package SHALL NOT include an Enable command with granted usage of the Rollback Mechanism and a Delete command, where the Delete command would try to delete the Profile to which the IPA might want to roll back.

```
@startuml
skinparam monochrome true
skinparam ArrowColor Black
skinparam lifelinestrategy solid
skinparam sequenceMessageAlign center
skinparam noteBackgroundColor #FFFFFF
skinparam participantBackgroundColor #FFFFFF
hide footbox

participant "<b>eUICC\n<b>IPA Services (ISD-R)" as IPAServices
rnote over IPAServices
[1] Profile identification
[2] Verify the profile state of the targeted Profile
endrnote
    alt If the target Profile is in Disabled state\n and is not marked "to be enabled"
    rnote over IPAServices
```

```

    [2.a] eUICC shall mark "to be deleted" the target Profile
    endrnote
    else If the target Profile is in Enabled state and marked "to be disabled":
    rnote over IPAServices
        [2.b] eUICC shall re-mark the target Profile "to be disabled and deleted".
    endrnote
    else If the target Profile is in Enabled state and is not marked "to be
    disabled"\n or the target Profile is in Disabled state and is marked "to be
    enabled"
    rnote over IPAServices
        [2.c] the ISD-R SHALL indicate a failure in the PSMO execution result with
    'profileNotInDisabledState' code.
    endrnote
    else If the target Profile is in Disabled state (or marked "to be disabled") but
    is currently referenced by the Rollback Mechanism
    rnote over IPAServices
        [2.d] the ISD-R SHALL indicate a failure in the PSMO execution result with
    'rollbackNotAvailable' code.
    Endrnote
    else If the target Profile is Disabled (or marked "to be disabled") but is
    currently referenced by the Fallback Mechanism
    rnote over IPAServices
        [2.e] the ISD-R SHALL indicate a failure in the PSMO execution result with
    'returnFallbackProfile' code.
    endrnote
end
rnote over IPAServices
[3] The eUICC SHALL generate the PSMO execution result data structure state
    result of the PSMO 'Delete Profile' as described in section 3.3.1
endrnote
@enduml

```

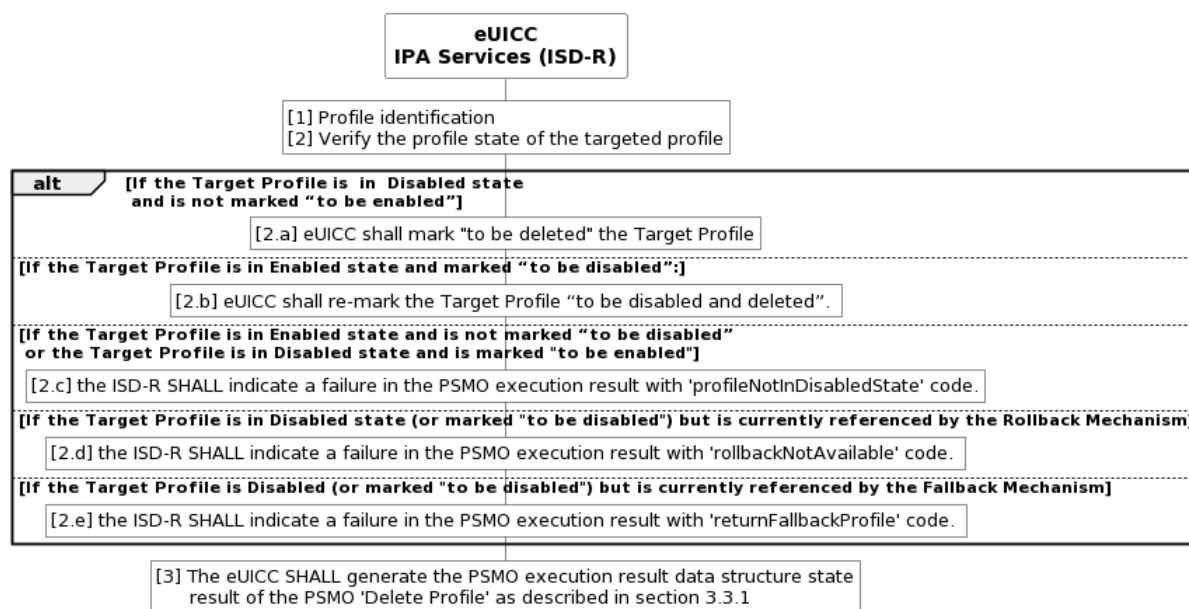


Figure 15 Delete Profile

Start Conditions:

A Profile is already downloaded and installed in the eUICC. An eUICC Package containing a 'Delete Profile' is received within an "ES10b.LoadEuiccPackage" by the eUICC as described in 3.3.1 Generic eUICC Package Download and Execution.

The eIM signature the EID, and replay counter are verified as defined in 3.3.1 Generic eUICC Package Download and Execution.

**Procedure:**

1. The ISD-R SHALL find the target Profile with the ICCID. If the target Profile is not found, then the ISD-R SHALL stop the procedure with a result indicating a failure with error code: iccidOrAidNotFound(1).
2. The ISD-R SHALL verify the state of the target Profile.
  - a. If the target Profile is in Disabled state and is not marked "to be enabled", , then the eUICC SHALL mark the target Profile "to be deleted".
  - b. If the target Profile is in Enabled state and marked "to be disabled" and is not currently referenced by the Rollback Mechanism (see Enable command), then the eUICC SHALL mark the target Profile "to be disabled and deleted".
  - c. If the target Profile is in Enabled state and is not marked "to be disabled", or the target Profile is in Disabled state and is marked "to be enabled", then the ISD-R SHALL indicate a failure in the PSMO execution result with profileNotInDisabledState(2) error code.
  - d. If the target Profile is in Disabled state (or marked "to be disabled") but is currently referenced by the Rollback Mechanism (see Enable command), then the ISD-R SHALL indicate a failure in the PSMO execution result with rollbackNotAvailable(20) error code.

NOTE: The ISD-R does not check if the target Profile is a Fallback Profile, i.e. it is allowed to delete a Fallback Profile.

- e. If the Fallback Profile is enabled and if the target Profile is the Profile that was disabled using the ES10b.ExecuteFallbackMechanism function (i.e. is currently referenced by the Fallback Mechanism), the ISD-R SHALL indicate a failure in the PSMO execution result with returnFallbackProfile (21) error code.
3. The eUICC SHALL generate the PSMO execution result data structure indicating the result of the PSMO 'Delete Profile' as described in section 3.3.1.

**End Conditions:**

The target Profile is either marked as "to be deleted", marked "to be disabled and deleted" or remains in "enabled" state and a failure is indicated in the signed eUICC Package execution result.

NOTE: If the target Profile is deleted, all the associated data of this Profile is deleted.

The signed eUICC Package execution result data structure containing the result of Delete Profile is stored in the eUICC.

### 3.4.4 Configure by eIM of Immediate Profile Enabling

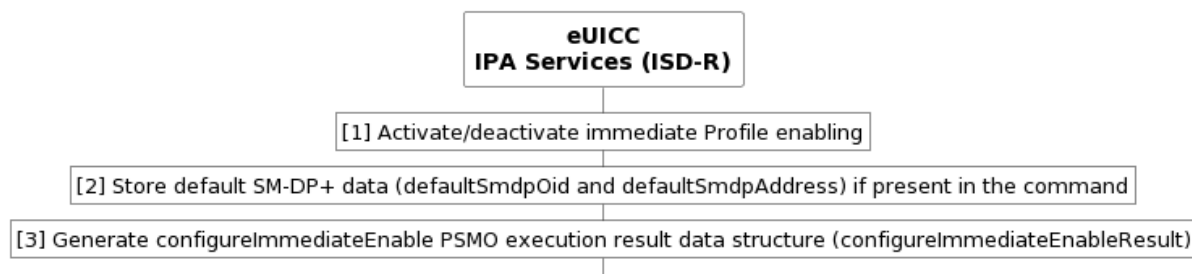
This procedure defines the execution of a `configureImmediateEnable` command contained within an eUICC Package as defined in 3.3.1 Generic eUICC Package Download and Execution, used to activate or deactivate immediate Profile enabling in the eUICC and to add or update default SM-DP+ data used in the immediate Profile enabling.

```
@startuml
skinparam monochrome true
skinparam ArrowColor Black
skinparam lifelinestrategy solid
skinparam sequenceMessageAlign center
skinparam noteBackgroundColor #FFFFFF
skinparam participantBackgroundColor #FFFFFF
hide footbox

participant "<b>eUICC\n<b>IPA Services (ISD-R)" as IPAServices

rnote over IPAServices
[1] Activate/deactivate immediate Profile enabling
endrnote
rnote over IPAServices
[2] Store default SM-DP+ data (defaultSmdpOid and defaultSmdpAddress) if present in the command
endrnote
rnote over IPAServices
[3] Generate configureImmediateEnable PSMO execution result data structure (configureImmediateEnableResult)
endrnote

@enduml
```



**Figure 16 Configuration by eIM of Immediate Profile Enabling**

#### Start Conditions:

An eUICC Package containing a '`configureImmediateEnable`' command was received within an "ES10b.LoadEuiccPackage" by the eUICC.

The eIM signature, the EID, and replay counter has been verified (see 3.3.1 Generic eUICC Package Download and Execution).

#### Procedure:

1. If `immediateEnableFlag` is present and immediate Profile enabling is not activated, the ISD-R SHALL activate immediate Profile enabling. If `immediateEnableFlag` is not present and immediate Profile enabling is activated, the ISD-R SHALL deactivate immediate Profile enabling. In all other cases, the immediate Profile enabling state is left unchanged.

- If present, the ISD-R SHALL store default SM-DP+ data (defaultSmdpOid and/or defaultSmdpAddress) for use in the immediate Profile enabling.

**NOTE:** if defaultSmdpAddress is stored here, then it is also used as the default SM-DP+ address in the response that is provided by the GetEuiccConfiguredAddresses function (described in 5.8.1 of this specification).

- The eUICC SHALL generate the PSMO execution result data structure indicating the result of the PSMO 'Configure Immediate Profile Enabling' and the procedure continues as described in section 3.3.1.

### 3.4.5 Configure by IPA of Immediate Profile Enabling

This procedure describes how to configure immediate Profile enabling when requested by IPA.

```

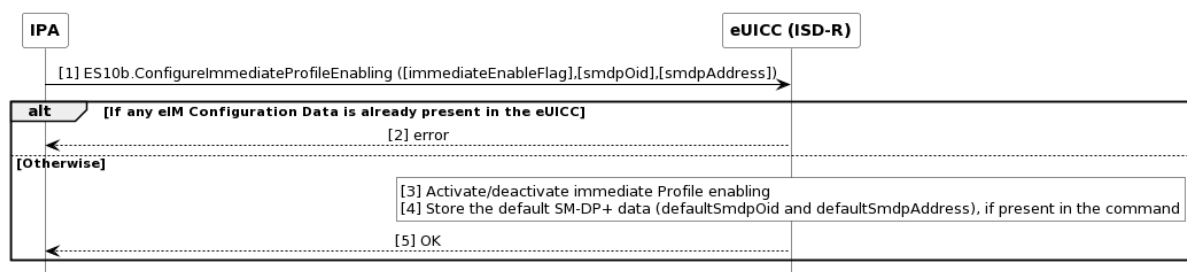
@startuml
skinparam monochrome true
skinparam ArrowColor Black
skinparam lifelinestrategy solid
skinparam sequenceMessageAlign center
skinparam noteBackgroundColor #FFFFFF
skinparam participantBackgroundColor #FFFFFF
hide footbox

participant "<b>IPA" as IPA
participant "<b>eUICC (ISD-R)" as eUICC

IPA -> eUICC : [1] ES10b.ConfigureImmediateProfileEnabling
([immediateEnableFlag],[smdpOid],[smdpAddress])
alt If any eIM Configuration Data is already present in the eUICC
eUICC -> IPA : [2] error
else Otherwise
rnote over eUICC
[3] Activate/deactivate immediate Profile enabling
[4] Store the default SM-DP+ data (defaultSmdpOid and defaultSmdpAddress), if
present in the command
end rnote
eUICC -> IPA : [5] OK
end

@enduml

```



**Figure 17 Configure by IPA of Immediate Profile Enabling**

**Start Conditions:**

The eUICC does not contain any eIM Configuration Data.

### Procedure:

1. The IPA calls “ES10b. ConfigureImmediateProfileEnabling” function optionally comprising `immediateEnableFlag`, `defaultSmdpOid`, and `defaultSmdpAddress`.
2. If any eIM Configuration Data is already present in the eUICC, the eUICC SHALL return an error and the procedure SHALL stop. Otherwise, the procedure continues in step (3).
3. If `immediateEnableFlag` is present and immediate Profile enabling is not activated, the eUICC SHALL activate immediate Profile enabling. If `immediateEnableFlag` is not present and immediate Profile enabling is activated, the eUICC SHALL deactivate immediate Profile enabling. In all other cases, the immediate Profile enabling state is left unchanged.
4. If provided by IPA in step 1, the eUICC SHALL store default SM-DP+ data (`defaultSmdpOid` and/or `defaultSmdpAddress`) for use in the immediate Profile enabling.

NOTE: `if_defaultSmdpAddress` is stored here, then it is also used as the default SM-DP+ address in the response that is provided by the `GetEuiccConfiguredAddresses` function (described in 5.8.1 of this specification).

5. The eUICC returns ok to the IPA.

NOTE: How the configuration data (`immediateEnableFlag`, `defaultSmdpOid`, and `defaultSmdpAddress`) is sent to the IP Ae is implementation specific.

### 3.4.6 Setting the Fallback Attribute for the target Profile

This procedure defines the execution of a `setFallbackAttribute` command contained within an eUICC Package as defined in 3.3.1 Generic eUICC Package Download and Execution. The command is used to set the Fallback Attribute for the target Profile.

```
@startuml
skinparam monochrome true
skinparam ArrowColor Black
skinparam lifelinestrategy solid
skinparam sequenceMessageAlign center
skinparam noteBackgroundColor #FFFFFF
skinparam participantBackgroundColor #FFFFFF
hide footbox

participant "<b>IPA" as IPA
participant "<b>eUICC\n<b>IPA Services (ISD-R)" as E

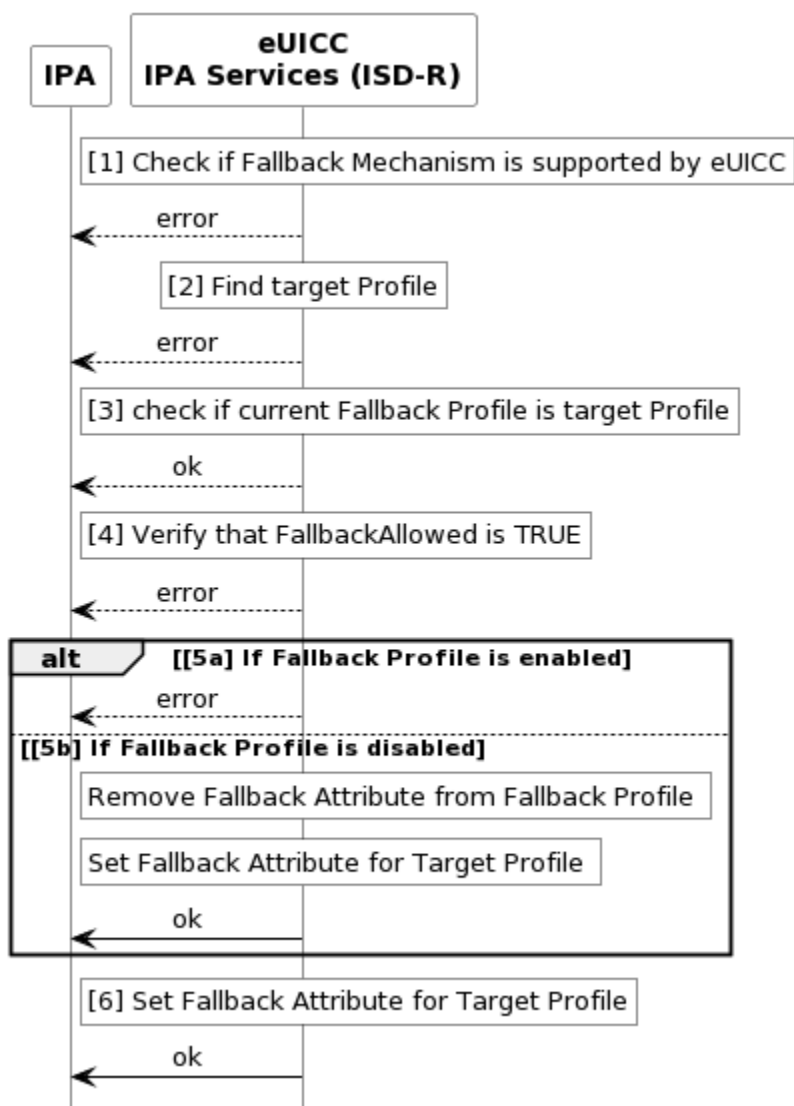
rnote right IPA
    [1] Check if Fallback Mechanism is supported by eUICC
End rnote
E --> IPA: error
rnote over E
    [2] Find target Profile
End rnote
E --> IPA: error
rnote right IPA
    [3] check if current Fallback Profile is target Profile
```

```

end rnote
E --> IPA: ok
rnote right IPA
[4] Verify that FallbackAllowed is TRUE
End rnote
E --> IPA: error
alt [5a] If Fallback Profile is enabled
  E --> IPA: error
else [5b] If Fallback Profile is disabled
  rnote right IPA
  Remove Fallback Attribute from Fallback Profile
end rnote
  rnote right IPA
  Set Fallback Attribute for target Profile
end rnote
end rnote
E -> IPA: ok
end

  rnote right IPA
  [6] Set Fallback Attribute for target Profile
end rnote
E -> IPA: ok
@enduml

```





## Figure 18 Set Fallback Attribute

### Start Conditions:

An eUICC Package containing a 'setFallbackAttribute' command was received within an "ES10b.LoadEuiccPackage" by the eUICC.

The eIM signature and replay counter have successfully been verified (see 3.3.1 Generic eUICC Package Download and Execution).

### Procedure:

1. If the eUICC does not support the Fallback Mechanism the procedure SHALL stop and the result of this command SHALL indicate error ('processingTerminated' with 'unknownOrDamagedCommand').
2. The ISD-R SHALL find the target Profile with the given ICCID. If the target Profile is not available, the ISD-R SHALL stop the procedure with a result indicating a failure ('iccidOrAidNotFound').
3. The ISD-R SHALL check if the target Profile already has the Fallback Attribute set, if yes, the procedure SHALL stop and the result of this command SHALL indicate success ('ok').
4. The ISD-R SHALL check if Fallback is allowed for the target Profile by verifying that the `fallbackAllowed` flag is set to TRUE. If the flag is absent or set to FALSE, the procedure SHALL stop and the result of this command SHALL indicate error ('fallbackNotAllowed (2)').

The ISD-R SHALL check if the target Profile is the Emergency Profile with `ecallIndication` set to TRUE. If yes, the procedure SHALL stop and the result of this command SHALL indicate error ('undefinedError(127)').

5. The ISD-R SHALL check if there is a Profile that already has the Fallback Attribute set (i.e., a Fallback Profile is present). If so, the ISD-R SHALL check the state of this Fallback Profile:
  - a. if this Fallback Profile is enabled, the procedure SHALL stop and the result of this command SHALL indicate error ('fallbackProfileEnabled (3)').
  - b. if this Fallback Profile is disabled, the ISD-R SHALL unset the Fallback Attribute from this Profile, and set the Fallback Attribute of the target Profile. After that the procedure SHALL stop and the result of this command SHALL indicate success ('ok').

### 3.4.7 Unsetting the Fallback Attribute for the target Profile

This procedure defines the execution of a `unsetFallbackAttribute` command contained within an eUICC Package as defined in 3.3.1 Generic eUICC Package Download and Execution. The command is used to unset the Fallback Attribute of the current Fallback Profile.

```
@startuml
skinparam monochrome true
skinparam ArrowColor Black
skinparam lifelinestrategy solid
```

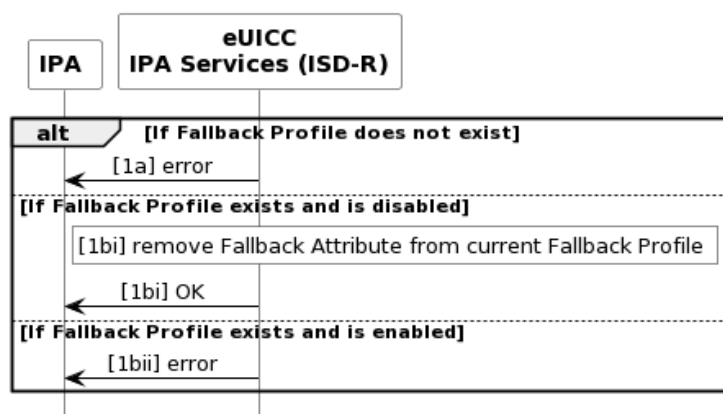
```

skinparam sequenceMessageAlign center
skinparam noteBackgroundColor #FFFFFF
skinparam participantBackgroundColor #FFFFFF
hide footbox

participant "<b>IPA " as IPA
participant "<b>eUICC\n<b>IPA Services (ISD-R)" as E

alt If Fallback Profile does not exist
    E -> IPA: [1a] error
else If Fallback Profile exists and is disabled
    rnote right IPA
        [1bi] remove Fallback Attribute from current Fallback Profile
    end rnote
    E -> IPA: [1bi] OK
else If Fallback Profile exists and is enabled
    E-> IPA: [1bii] error
end
@enduml

```



**Figure 19 Unset Fallback Attribute**

**Start Conditions:**

An eUICC Package containing a ‘unsetFallbackAttribute’ command was received within an “ES10b.LoadEuiccPackage” by the eUICC.

The eIM signature and replay counter have successfully been verified (see 3.3.1 Generic eUICC Package Download and Execution).

The Fallback Mechanism is supported by the eUICC.

**Procedure:**

1. The ISD-R SHALL check if the Fallback Attribute is set for any Profile on the eUICC and
  - a. if not, the procedure SHALL stop, and the result of this command SHALL indicate an error (‘noFallbackAttribute’)
  - b. if yes, and
    - i. if the Fallback Profile is disabled, unset the Fallback Attribute of that Profile. After that, the procedure is completed, and the result of this command SHALL indicate success (‘ok’).

- ii. if the Fallback Profile is enabled, the procedure SHALL stop and the result of this command SHALL indicate error ('fallbackProfileEnabled (3)').

NOTE: Upon successful completion of this command, no Fallback Profile exists on the eUICC.

### 3.5 eIM Configuration at eUICC

#### 3.5.1 eIM Configuration Data managed by eIM

This section describes the procedures related to managing eIM Configuration Data requested by the eIM. All the initiated requests by the eIM SHALL be signed by an Associated eIM and verified by the eUICC.

The eIM initiated procedures are to:

- Add a new eIM Configuration Data.
- Delete an existing eIM Configuration Data.
- Update an existing eIM Configuration Data.

##### 3.5.1.1 Addition of eIM Configuration Data

```
@startuml
skinparam monochrome true
skinparam ArrowColor Black
skinparam lifelinestrategy solid
skinparam sequenceMessageAlign center
skinparam noteBackgroundColor #FFFFFF
skinparam participantBackgroundColor #FFFFFF
hide footbox

participant "<b>eUICC (ISD-R)" as eUICC

rnote over eUICC
[1] Add eIM Configuration Data to eUICC storage
end rnote

rnote over eUICC
[2] Generate addEIM eCO execution result data structure (addEimResult)
endrnote

@enduml
```

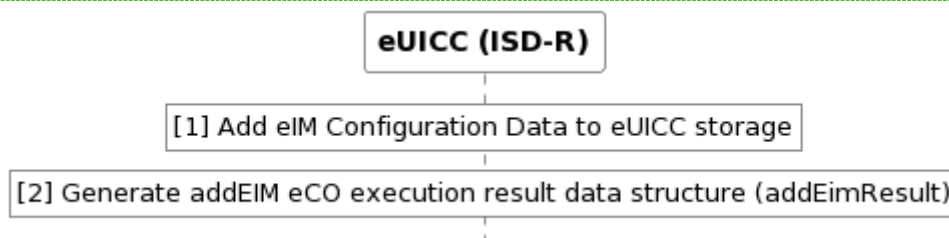


Figure 20 Addition of eIM Configuration Data

Start Conditions:

- A eUICC Package containing an 'addEim' was received within an "ES10b.LoadEuiccPackage" by the eUICC.
- The eUICC contains eIM Configuration Data of at least one Associated eIM and the eUICC Package was verified as defined in section 3.3.1.

**Procedure:**

1. Upon successful verifications of the eUICC Package (see section 3.3.1), the ISD-R SHALL add the eIM Configuration Data of the new eIM to its list of Associated eIMs. The eUICC SHALL stop the procedure indicating a failure if:
  - a. the eUICC does not have sufficient memory to store the new eIM ("insufficientMemory")
  - b. no eimId is provided in the eUICC Package or eimId exceeds its maximum length ("commandError")
  - c. the provided eimId belongs to an eIM already associated with the eUICC ("associatedEimAlreadyExists")
  - d. the counterValue exceeds the maximum value supported by the eUICC ("counterValueOutOfRange")
  - e. the eUICC is requested to generate an associationToken but the value provided is not set to -1 ("invalidAssociationToken")
  - f. the provided euiccCiPKId is not an entry within euiccCiPKIdListForSigning in eUICCInfo2 ("ciPKUnknown")
  - g. any other error during command execution occurs ("undefinedError").
2. The procedure continues as defined in section 3.3.1.

**End Conditions:**

eIM Configuration Data of the new eIM is added to the list of Associated eIMs within the eUICC.

The new eUICC is added to the list of eUICCs within the eIM.

**3.5.1.2 Deletion of eIM Configuration Data**

```
@startuml
skinparam monochrome true
skinparam ArrowColor Black
skinparam lifelinestrategy solid
skinparam sequenceMessageAlign center
skinparam noteBackgroundColor #FFFFFF
skinparam participantBackgroundColor #FFFFFF
hide footbox

participant "<b>eUICC (ISD-R)" as eUICC

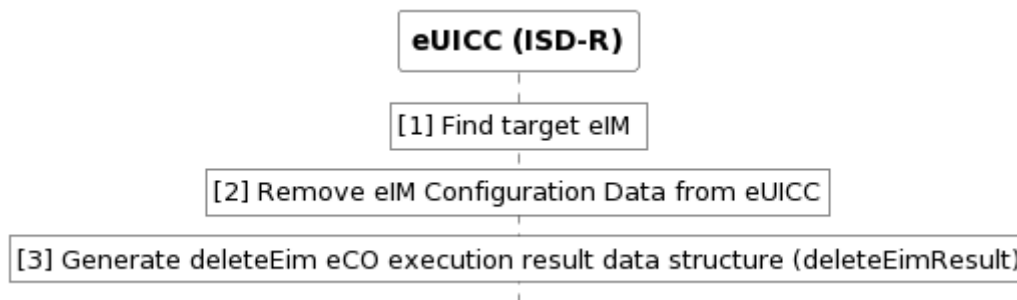
rnote over eUICC
[1] Find target eIM
end rnote

rnote over eUICC
[2] Remove eIM Configuration Data from eUICC
end rnote

rnote over eUICC
[3] Generate deleteEim eCO execution result data structure (deleteEimResult)
```

```
endnote
```

```
@enduml
```



**Figure 21 Deletion of eIM Configuration Data**

**Start Conditions:**

- A eUICC Package containing a 'deleteEim' was received within an "ES10b.LoadEuiccPackage" by the eUICC.
- The eUICC contains eIM Configuration Data of at least one Associated eIM and the verifications as defined in section 3.3.1 were performed.

**Procedure:**

1. Upon successful verifications of the eUICC Package (see section 3.3.1), the ISD-R SHALL find the eIM Configuration Data of the target eIM in its list of Associated eIMs. The eUICC SHALL stop the procedure indicating a failure if:
  - a. the eUICC does not find the `eimId` within its list of Associated eIMs ("eimNotFound")
  - b. in case no `eimId` is provided in the eUICC Package ("commandError")
  - c. any other error during command execution occurs ("undefinedError").
2. The eUICC SHALL remove the eIM Configuration Data from its list of Associated eIMs. If the target Associated eIM to be deleted is the requesting eIM, the eUICC SHALL include the relevant information into the eCO execution result and SHALL only delete the eIM Configuration Data after the eCO execution result was generated and signed. If the target Associated eIM to be deleted is the last available Associated eIM within the eUICC, the eUICC SHALL set its state such, that it allows for addition of eIM Configuration Data using Unsigned eCO and SHALL return "lastEimDeleted" within its eCO execution result.
3. The procedure continues as defined in section 3.3.1.

**End Conditions:**

eIM Configuration Data of the target eIM is deleted from the list of Associated eIMs within the eUICC.

**3.5.1.3 Update of eIM Configuration Data**

```
@startuml
skinparam monochrome true
skinparam ArrowColor Black
skinparam lifelinestrategy solid
skinparam sequenceMessageAlign center
```

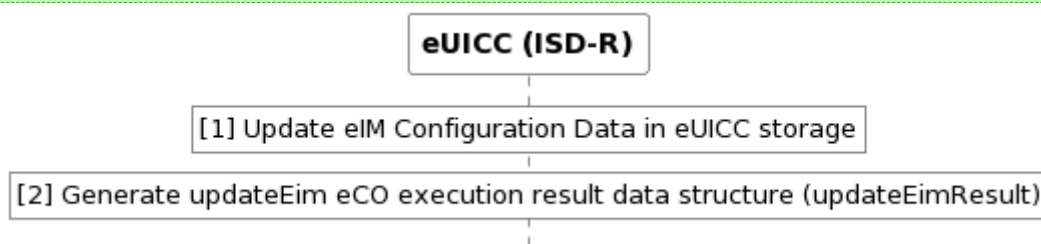
```
skinparam noteBackgroundColor #FFFFFF
skinparam participantBackgroundColor #FFFFFF
hide footbox

participant "<b>eUICC (ISD-R)" as eUICC

rnote over eUICC
[1] Update eIM Configuration Data in eUICC storage
end rnote

rnote over eUICC
[2] Generate updateEim eCO execution result data structure (updateEimResult)
endrnote

@enduml
```



**Figure 22 Update of eIM Configuration Data**

**Start Conditions:**

- A eUICC Package containing an 'updateEim' was received within an "ES10b.LoadEuiccPackage" by the eUICC.
- The eUICC contains eIM Configuration Data of at least one Associated eIM and the eUICC Package was verified as defined in section 3.3.1.

**Procedure:**

1. Upon successful verifications of the eUICC Package (see section 3.3.1), the ISD-R SHALL update the eIM Configuration Data of the eIM addressed by the provided "eimId". The eUICC SHALL stop the procedure indicating a failure if:
  - a. the eIM cannot be found in the list of Associated eIMs or no "eimId" is provided in the eUICC Package ("eimNotFound")
  - b. the "associationToken" is included in the EimConfigurationData data object ("commandError")
  - c. none of "counterValue", eimPublicKeyData, eimIdType, eimFqdn, eimSupportedProtocol, trustedPublicKeyDataTls or euiccCiPKId is included in the EimConfigurationData data object ("commandError")
  - d. the "counterValue" is updated to a value lower than the currently stored value while the "eimPublicKeyData" are not updated ("commandError").
  - e. the provided euiccCiPKId is not an entry within euiccCiPKIdListForSigning in eUICCInfo2 ("ciPKUnknown")
  - f. any other error during command execution occurs ("undefinedError")
2. The procedure continues as defined in section 3.3.1.

**End Conditions:**

The eIM Configuration Data of the targeted eIM is updated within the list of Associated eIMs within the eUICC.

**3.5.1.4 Request for a list of Associated eIMs**

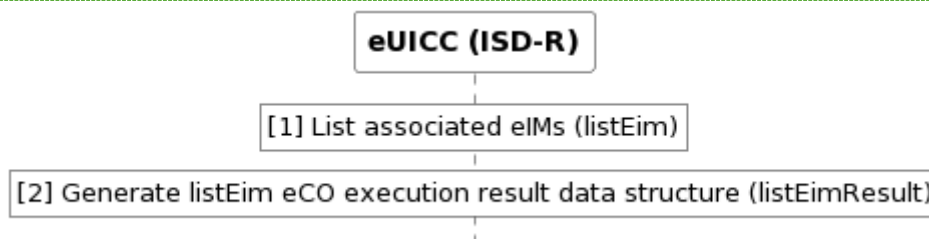
```
@startuml
skinparam monochrome true
skinparam ArrowColor Black
skinparam lifelinestrategy solid
skinparam sequenceMessageAlign center
skinparam noteBackgroundColor #FFFFFF
skinparam participantBackgroundColor #FFFFFF
hide footbox

participant "<b>eUICC (ISD-R)" as eUICC

rnote over eUICC
[1] List associated eIMs (listEim)
end rnote

rnote over eUICC
[2] Generate listEim eCO execution result data structure (listEimResult)
end rnote

@enduml
```



**Figure 23 Request for a list of Associated eIMs**

**Start Conditions:**

- A eUICC Package containing a 'listEim' was received within an "ES10b.LoadEuiccPackage" by the eUICC.
- The eUICC contains eIM Configuration Data of at least one Associated eIM and the eUICC Package was verified as defined in section 3.3.1.

**Procedure:**

1. Upon successful verifications of the eUICC Package (see section 3.3.1), the ISD-R SHALL provide as a result the eIM identifier(s) of Associated eIM(s).
2. The procedure continues as defined in section 3.3.1.

**End Conditions:**

The eIM identifier of Associated eIM(s) can be provided through the signed eUICC Package Result to the IPA and via eIM Package Result to the eIM.

### 3.5.2 eIM Configuration Data managed by IPA

This section describes the procedures related to managing eIM Configuration Data requested by the IPA. All the initiated requests by the IPA SHALL be protected as per the ES10 security.

The IPA initiated procedures are to:

- Add of an initial eIM Configuration Data.
- Complete removal of eIM Configuration Data.

NOTE: The protection of IPA initiated request is implementation specific under the responsibility of IoT Device manufacturer.

#### 3.5.2.1 Addition of initial eIM Configuration Data

```

@startuml
skinparam monochrome true
skinparam ArrowColor Black
skinparam lifelinestrategy solid
skinparam sequenceMessageAlign center
skinparam noteBackgroundColor #FFFFFF
skinparam participantBackgroundColor #FFFFFF
hide footbox

participant "<b>IPA" as IPA
participant "<b>eUICC (ISD-R)" as eUICC

IPA ->> eUICC : [1] ES10b.AddInitialEim(EimConfigurationData)
alt If any eIM Configuration Data is already present in the eUICC
eUICC -->> IPA : [2] error (associatedEimAlreadyExist)
else Otherwise continue processing the command
alt Any of the subsequent checks fails
eUICC -->> IPA : [3] error (one of: insufficientMemory, invalidAssociationToken,
counterValueOutOfRange, commandError, ciPKUnknown, undefinedError)
else Otherwise
rnote over eUICC
[4] Store eIM Configuration Data
end rnote
eUICC -->> IPA : [5] AddInitialEimResponse
end

@enduml

```

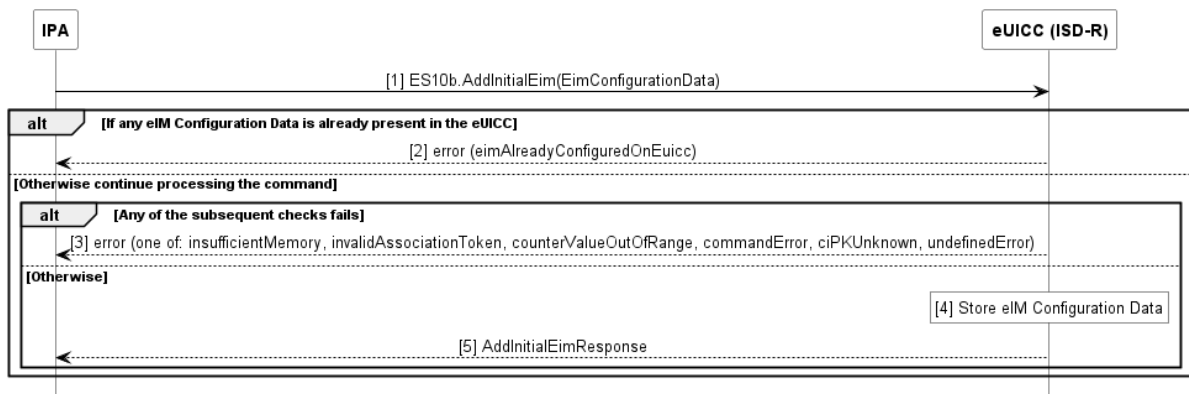


Figure 24 Addition of initial eIM Configuration Data

Start Conditions:



- The eUICC does not contain any eIM Configuration Data.

**Procedure:**

1. The IPA calls "ES10b.AddInitialEim" function comprising eIM Configuration Data (EimConfigurationData).
2. If any eIM Configuration Data is already present in the eUICC, the eUICC SHALL return an error ("associatedEimAlreadyExists") and the procedure SHALL stop.
3. The eUICC SHALL stop the procedure indicating a failure if:
  - a. the counterValue exceeds the maximum value supported by the eUICC ("counterValueOutOfRange").
  - b. the eUICC is requested to generate an associationToken but the value provided is not set to -1 ("invalidAssociationToken")
  - c. the eUICC does not have sufficient memory to store the initial eIM ("insufficientMemory")
  - d. no eimId is provided or eimId exceeds its maximum length ("commandError")
  - e. the provided euiccCiPKId is not an entry within euiccCiPKIdListForSigning in eUICCInfo2 ("ciPKUnknown")
  - f. any other error during command execution occurs ("undefinedError").
4. If requested, the eUICC SHALL calculate the association token and store it together with the eIM Configuration Data.
5. The eUICC returns the AddInitialEimResponse to the IPA.

**End Conditions:**

- The eUICC is associated with the eIM as per the eIM Configuration Data.

NOTE: In case IP Ae is used, the addition of initial eIM Configuration Data uses the EimConfigurationData structure. How the eIM Configuration Data is sent to the eUICC is implementation specific.

### 3.5.2.2 Deletion of all eIM Configuration Data

```
@startuml
skinparam monochrome true
skinparam ArrowColor Black
skinparam lifelinestrategy solid
skinparam sequenceMessageAlign center
skinparam noteBackgroundColor #FFFFFF
skinparam participantBackgroundColor #FFFFFF
hide footbox

participant "<b>IPA" as IPA
participant "<b>eUICC (ISD-R)" as eUICC

IPA -> eUICC : [1] ES10b.EuiccMemoryReset(resetEimConfigData)
rnote over eUICC
[2] Removes all eIM Configuration Data
end rnote
eUICC --> IPA : [3] ok or nothingToDelete

@enduml
```



**Figure 25 Deletion of all eIM Configuration Data**

**Start Conditions:**

- None

**Procedure:**

1. The IPA calls "ES10b.EuiccMemoryReset" function with `resetEimConfigData` bit set to one.
2. The eUICC removes all eIM Configuration Data.
3. The eUICC returns `ok` or `nothingToDelete`.

**End Conditions:**

- The eUICC does not contain any eIM Configuration Data.

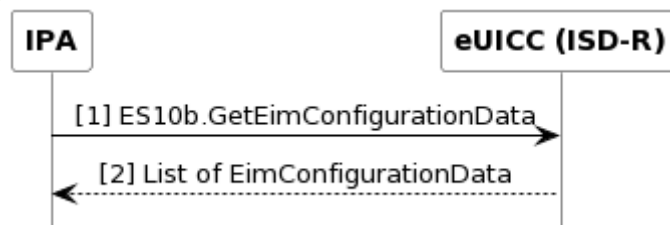
**3.5.2.3 Reading eIM Configuration Data**

```

@startuml
skinparam monochrome true
skinparam ArrowColor Black
skinparam lifelinestrategy solid
skinparam sequenceMessageAlign center
skinparam noteBackgroundColor #FFFFFF
skinparam participantBackgroundColor #FFFFFF
hide footbox

participant "<b>IPA" as IPA
participant "<b>eUICC (ISD-R)" as eUICC

IPA -> eUICC : [1] ES10b.GetEimConfigurationData
eUICC --> IPA : [2] List of EimConfigurationData
@enduml
    
```



**Figure 26 Reading eIM Configuration Data by IPA**

**Start Conditions:**

- None

#### Procedure:

1. The IPA calls "ES10b.GetEimConfigurationData" function.
2. The eUICC returns the list of eIM Configuration Data stored in the eUICC to the IPA.

#### End Conditions:

- None

### 3.6 Error handling within an RSP session

The RSP sessions comprise a sequence of operations between the SM-DP+, the IPA, the eUICC, and/or the eIM over a period of time. In addition to errors reported by ES9+, ES9+', ES10 and/or ESipa functions, other conditions MAY impact the successful execution of this procedure. The IPA SHOULD indicate such failures to external entities, e.g., a device management platform; however, the specific presentation of these errors is out of the scope of this document.

The IPA SHOULD NOT initiate a new RSP session while there is an active RSP session. However, in the event that this does occur, the eUICC SHALL discard its session state with the possible exception that unused one-time keys MAY be stored for future retries, when a new RSP session is started with "ES10b.GetEUICCChallenge".

If an eUICC Memory Reset or eUICC Test Memory Reset is successfully processed during an RSP session, the eUICC SHALL discard its session state.

An RSP Session MAY fail because of a communications failure between the IPA and the RSP Server, or the IPA and the eIM. The IPA MAY retry the failed RSP session for a period of time. The IPA SHALL reset its own session state when all retry attempts have failed.

An RSP Session could fail while the IPA is invoking an ES10 function for reasons other than an error status reported by the eUICC. Examples of such failures include:

- In the case of a removable eUICC card, the card is unexpectedly removed.
- The IoT Device is powered off, e.g., by running out of the battery or by the user.
- A software fault could cause a crash of the IPA, host IoT Device, and/or baseband processor.

When possible (e.g., when power is restored), the IPA SHOULD provide an appropriate error indication to external entities, e.g., the device management platform, and MAY restart the relevant procedure. The specific presentation of such an error Notification is out of scope of this document.

### 3.7 Notification Delivery to Notification Receivers

This procedure describes the delivery of Notifications to Notification Receivers. Notifications MAY also be delivered together with an eUICC Package Result as described in Section 3.3.1.

```
@startuml
skinparam monochrome true
skinparam ArrowColor Black
skinparam lifelinestrategy solid
skinparam sequenceMessageAlign center
```

```

skinparam noteBackgroundColor #FFFFFF
skinparam participantBackgroundColor #FFFFFF
skinparam ParticipantPadding 70
hide footbox

participant "<b>SM-DP+</b>" as DP
participant "<b>eIM</b>" as eIM
participant "<b>IPAd</b>" as IPAd
participant "<b>eUICC</b>" as E

IPA -> E : [1] ES10b.RetrieveNotificationsList
E -> IPA : List of pending Notifications

group If pending Notifications to be delivered
group For each pending Notification
alt [2a] Direct ES9+ interface to SM-DP+
IPA -> DP : ES9+.HandleNotification
DP -> IPA : ACK
else [2b] No direct ES9+ interface to SM-DP+
IPA -> eIM : ESipa.HandleNotification
eIM -> IPA : ACK

eIM -> DP : ES9+'.HandleNotification
DP -> eIM : ACK
end
IPA -> E : [3] ES10b.RemoveNotificationFromList
rnote over E: [4] Delete Notification
end
end

@enduml

```

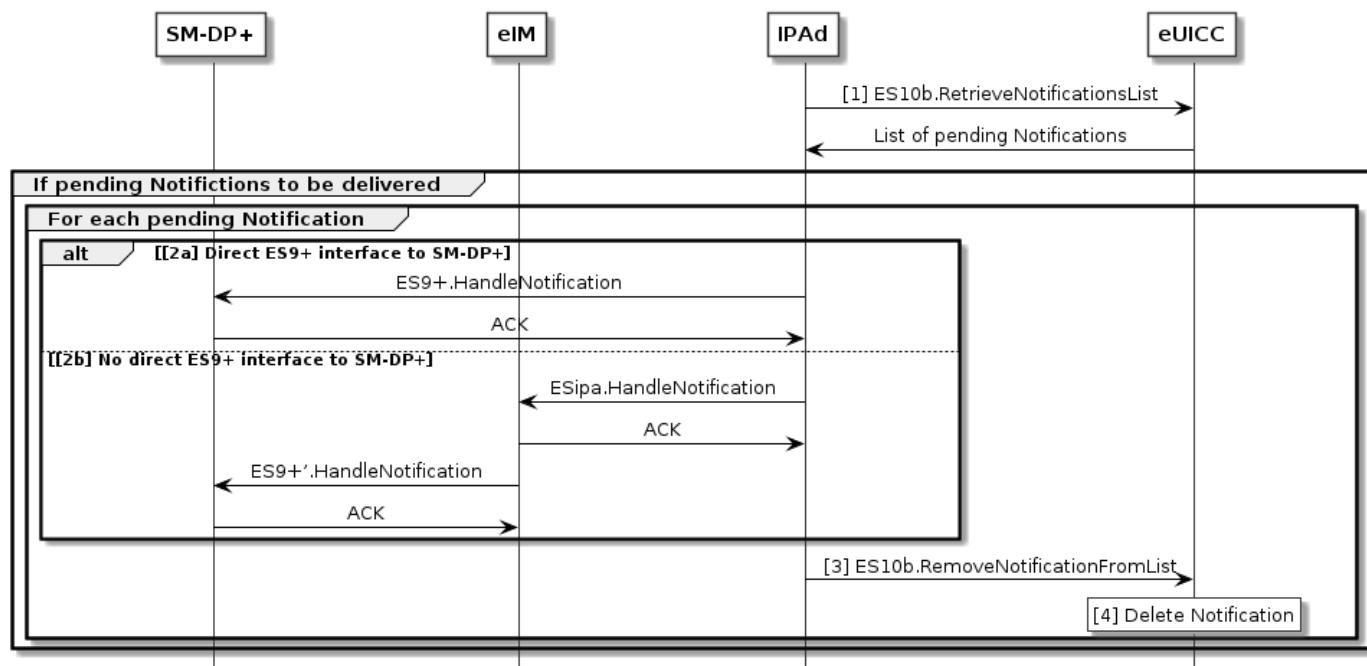


Figure 27 Notification Delivery to Notification Receivers

### Start Condition:

This procedure requires the following start conditions:

- A Secure Connection between the eIM and the IPAd is established.
- Either a profile installation or a PSMO has been executed such that one or more Notifications MAY have been generated by the eUICC.
- IPAd is configured to send Notifications using ES9+.HandleNotification or ESipa.HandleNotification.

### Procedure:

1. The IPAd SHALL retrieve pending Notifications by calling the ES10b.RetrieveNotificationsList function.
2. In case of a non-empty list of pending Notifications, IPAd SHALL deliver the pending Notifications to the Notification Receivers:
  - a. If a direct ES9+ interface to the SM-DP+ is used to deliver Notifications, the IPAd SHALL send the Notifications by using the ES9+.HandleNotification function as described in section 5.6.4 of SGP.22 [4].
  - b. If Notifications are delivered via the eIM to the SM-DP+, the IPAd SHALL send the Notifications to the eIM by using the ESipa.HandleNotification function as described in section 5.14.7 of this document and the eIM SHALL forward them to the Notification Receivers by using the ES9+'.HandleNotification function as described in section 5.7.4 of this document. In case of an IPAd with IPA Capability `minimizeEsipaBytes` the IPAd SHOULD send Notifications in compact format as described in Section 5.14.7. An eIM receiving a pending Notification in compact format SHALL identify the relevant information and build the full pending Notification before forwarding the Notification to the Notification Receiver.
3. IPAd SHALL call ES10b.RemoveNotificationFromList (see SGP.22 [4]) to delete the pending Notification for which acknowledgement has been received.
4. The eUICC SHALL delete the pending Notification.

## 3.8 IoT Device and eUICC Initialisation

The IoT Device and eUICC SHALL be initialised according to sections 3.8.1, 3.8.2, 3.8.3 and 3.8.4 of this specification.

### 3.8.1 eUICC Initialisation

The eUICC SHALL be initialised according to sections 3.4.1 of SGP.22 [4].

### 3.8.2 IoT Device Capabilities

The eUICC SHALL request the IoT Device to send the Terminal Capability command by setting the related bit in the file control parameters of the MF.

The IoT Device SHALL report its support of IPA functions using the Terminal Capability command data defined in ETSI TS 102 221 [34]. This command SHALL be sent before the SELECT ISD-R command defined in section 3.8.4 of this specification.

Within the Terminal Capability template (tag 'A9'), the tag '84' is used for indicating the IoT Device's support for eUICC related functions.

The IPAd support is indicated in the first byte within the TLV object under tag '84':

b8	b7	b6	b5	b4	b3	b2	b1	Meaning
-	-	-	-	-	-	-	1	IPAd supported
-	-	-	-	-	-	-	0	IPAd not supported
x	x	x	x	x	x	x	-	Not applicable

**Table 4 eUICC-related IoT Device Capabilities**

If an IoT Device supports IPAd, b1 SHALL be set to 1. Otherwise, b1 SHALL be set to 0.

The eUICC SHALL only enable the ES10 functions if the IoT Device indicates support for IPAd.

The conditions for activating the IP Ae are defined in section 3.8.4.

### 3.8.3 eUICC File Structure

The eUICC File structure SHALL be initialised according to sections 3.4.3 of SGP.22 [4].

### 3.8.4 ISD-R Selection and IP Ae Activation

Before sending any command to the eUICC, the IPAd SHALL establish a logical channel and select the ISD-R.

The opening of the logical channel and the selection of the ISD-R SHALL be done explicitly using, respectively, the MANAGE CHANNEL command and the SELECT command defined in GlobalPlatform Card Specification [32]. This MANAGE CHANNEL and SELECT commands can be intrinsically used via a dedicated IoT Device Operating System API (e.g., OMAPI defined by GlobalPlatform[33] if provided).

The IoT Device SHALL ensure that only the IPAd, but no other application on the IoT Device, is permitted to select the ISD-R, except that the ISD-R MAY also be selected during eUICC initialisation as defined in section 3.8.1.

In order to provide information about the capabilities supported by the eUICC at an early point in time, additional information is provided by the ISD-R.

On the reception of the SELECT ISD-R Command, the following data SHALL be returned within the FCI template after the objects defined in GlobalPlatform Card Specification [32]:

```
-- ASN1START
ISDRProprietaryApplicationTemplateIoT ::= [PRIVATE 1] SEQUENCE { -- Tag 'E1'
  euiccConfiguration BIT STRING {
    ipaeSupported(0), -- IPA in the eUICC (IP Ae) supported
    enabledProfile(1) -- eUICC contains an Enabled Profile
```

```
}  
}  
-- ASN1STOP
```

The eUICC SHALL indicate its support for IP Ae by setting the `ipaeSupported` bit in the `euiccConfiguration` field.

If the IoT Device supports the requirements on IP Ae as defined in Annex A.2 and if the eUICC indicated support for IP Ae in the `ISDRProprietaryApplicationTemplateIoT`, the IoT Device MAY activate the IP Ae by sending an `IpaeActivationRequest` to the ISD-R. The `IpaeActivationRequest` SHALL be sent to the ISD-R using the transport mechanism defined in section 5.7.2 of SGP.22 [4].

The command data SHALL be coded as follows:

```
-- ASN1START  
IpaeActivationRequest ::= [66] SEQUENCE { -- Tag 'BF42'  
  ipaeOption BIT STRING {  
    activateIpae(0) -- IP Ae activation  
  }  
}  
-- ASN1STOP
```

The response data SHALL be coded as follows:

```
-- ASN1START  
IpaeActivationResponse ::= [66] SEQUENCE { -- Tag 'BF42'  
  ipaeActivationResult INTEGER {ok(0), notSupported(1)}  
}  
-- ASN1STOP
```

If the IoT Device indicates in the Terminal Capability command the support for IP Ad (see section 3.8.2) and the IP Ad does not send an `IpaeActivationRequest`, the eUICC SHALL NOT activate the IP Ae. If the IoT Device indicates that IP Ad is not supported, the eUICC SHALL activate the IP Ae, if supported by the eUICC.

NOTE: For IoT Devices and eUICC that support both IP Ae and IP Ad, the IoT Device can reset the eUICC and send new Terminal Capability indicating that IP Ad is supported to activate the IP Ad in case the IP Ae is activated.

## 3.9 SM-DS Use

### 3.9.1 Event Registration

Event Registration SHALL follow the procedure defined in section 3.6.1 of SGP.22 [4].

### 3.9.2 Event Retrieval

#### 3.9.2.1 Event Retrieval by the IPA

The Event Retrieval by the IPA SHALL follow the procedure defined in section 3.6.2 of SGP.22 [4]. The IPA plays the role of the LPA.

#### 3.9.2.2 Event Retrieval by the eIM

This section describes the indirect Event Retrieval from SM-DS to eIM.

```
@startuml
hide footbox
skinparam sequenceMessageAlign center
skinparam sequenceArrowFontSize 11
skinparam noteFontSize 11
skinparam monochrome true
skinparam lifelinestrategy solid

participant "<b>SM-DS" as DS
participant "<b>eIM" as EIM
participant "<b>IPA" as IPA
participant "<b>eUICC" as E

group If IPA obtains a profile download trigger from eIM Package
alt IPA-initiated
rnote over EIM, IPA : [1a] eIM Package Retrieval Procedure including secure
connection establishment (section 3.1.1.1)
else eIM-initiated
rnote over EIM, IPA : [1b] eIM Package Injection Procedure including secure
connection establishment (section 3.1.1.2)
end

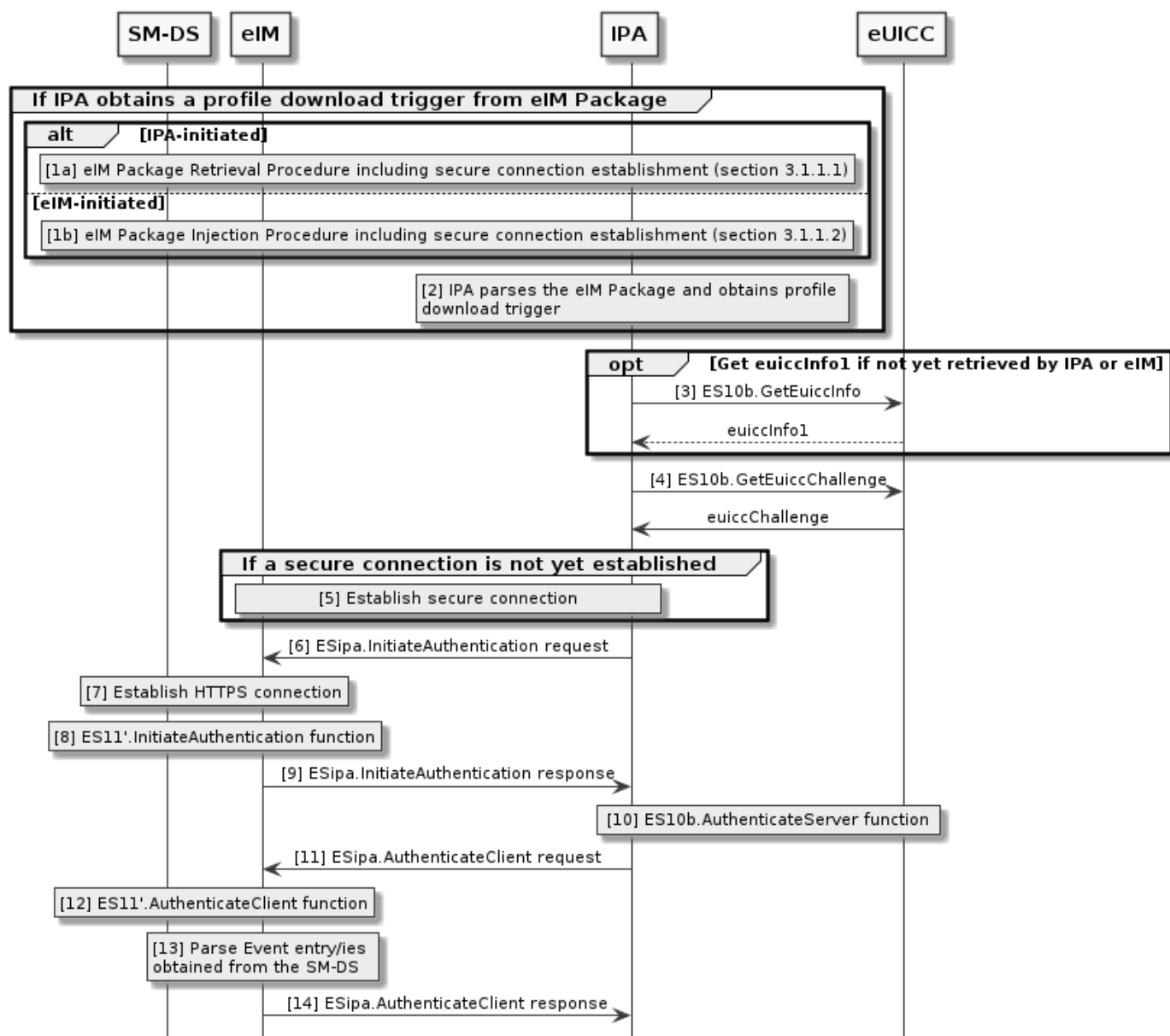
rnote over IPA : [2] IPA parses the eIM Package and obtains profile \ndownload
trigger
end

opt Get euiccInfo1 if not yet retrieved by IPA or eIM
IPA -> E : [3] ES10b.GetEuiccInfo
E --> IPA : euiccInfo1
end
IPA -> E : [4] ES10b.GetEuiccChallenge
E -> IPA : euiccChallenge

group If a secure connection is not yet established
rnote over EIM, IPA : [5] Establish secure connection
end
IPA -> EIM : [6] ESipa.InitiateAuthentication request
rnote over EIM, DS : [7] Establish HTTPS connection
rnote over EIM, DS : [8] ES11'.InitiateAuthentication function
EIM -> IPA : [9] ESipa.InitiateAuthentication response
rnote over IPA, E: [10] ES10b.AuthenticateServer function
IPA -> EIM : [11] ESipa.AuthenticateClient request
rnote over EIM, DS : [12] ES11'.AuthenticateClient function
rnote over EIM : [13] Parse Event entry/ies \nobtained from the SM-DS
EIM -> IPA : [14] ESipa.AuthenticateClient response

@enduml
```





**Figure 28 Event Retrieval by the eIM**

**Start Conditions:**

In addition to the start conditions required by the Common Mutual Authentication procedure defined in section 3.1.2 of SGP.22 [4], this procedure requires the following start condition:

The eIM and/or the IPA has the SM-DS Address.

**Procedure:**

1. In case a Profile download trigger from an eIM Package: a secure connection is established between the IPA and the eIM for IPA to obtain the eIM Package. How this is triggered is out of scope of this specification. There are two options for the delivery of the eIM Package to the IPA:
  - a) The eIM Package Retrieval Procedure defined in section 3.1.1.1 is executed between the IPA and the eIM.

- b) The eIM Package Injection Procedure defined in section 3.1.1.2 is executed between the IPA and the eIM.
2. The IPA parses the eIM Package received in step 1. The IPA identifies that the eIM Package contains a `ProfileDownloadTriggerRequest`. To trigger Event Retrieval from the SM-DS, the `ProfileDownloadTriggerRequest` is either an empty data object (i.e., without `profileDownloadData`) or contains a `profileDownloadData` with `contactSmsds`. In the first case the IPA is not expected to provide SM-DS FQDN in step (6) whereas in the latter case the IPA is expected to provide SM-DS FQDN in step (6). If the format of `ProfileDownloadTriggerRequest` is invalid, or data needed by IPA for the Event Retrieval is missing, the procedure SHALL stop.
3. If `euiccInfo1` is not yet retrieved by the eIM or IPA, the IPA MAY request `euiccInfo1` from the eUICC by calling `ES10b.GetEuiccInfo` (see section 5.9.2).
4. The IPA requests an eUICC Challenge from the eUICC by calling the `ES10b.GetEUICCCChallenge` function (see section 5.9.3).
5. A secure connection is established between the IPA and the eIM if it is not yet established.
6. The IPA calls `ESipa.InitiateAuthentication` function comprising eUICC Challenge, optionally SM-DS FQDN, and optionally `euiccInfo1` (see IPA Capability `minimizeEsipaBytes`). If the IPA does not provide SM-DS FQDN or `euiccInfo1`, the eIM SHALL identify the relevant information.
7. The eIM establishes an HTTPS connection with the SM-DS in server authentication mode according to SGP.22 [4].
8. The eIM and the SM-DS process `ES11'.InitiateAuthentication` function comprising eUICC Challenge, SM-DS FQDN, and `euiccInfo1` as defined in section 5.11.1. If the SM-DS FQDN provided in `ES11'.InitiateAuthentication` did not come from IPA (was not obtained from IPA in step 6 e.g., due to IPA has capability `eimDownloadDataHandling`), the eIM SHALL verify that this SM-DS FQDN matches the SM-DS FQDN returned by the SM-DS (in `serverSigned1`). If not, the procedure SHALL stop.
9. The eIM sends the `ESipa.InitiateAuthentication` response to the IPA, based on the `ES11'.InitiateAuthentication` response from the SM-DS. The eIM SHALL additionally provide `ctxParams1` as defined in SGP.22 [4] if the IPA does not generate it. (see IPA capability `eimCtxParams1Generation`).
10. The IPA and eUICC process `ES10b.AuthenticateServer` function call as defined in section 5.7.13 of SGP.22 [4].
11. The IPA calls `ESipa.AuthenticateClient` function comprising `euiccSigned1` or `compactEuiccSigned1`, `euiccSignature1`, optionally `CERT.EUM.ECDSA`, and optionally `CERT.EUICC.ECDSA`. If the IPA does not provide `CERT.EUM.ECDSA` and `CERT.EUICC.ECDSA` and/or provide the `compactEuiccSigned1` instead of `euiccSigned1` (see IPA Capability `minimizeEsipaBytes`), the eIM SHALL identify the relevant information and build `euiccSigned1`.
12. The eIM and SM-DS process the `ES11'.AuthenticateClient` function as defined in 5.11.2.
13. The eIM parses the Event entry/ies obtained from the `ES11'.AuthenticateClient` from the SM-DS.
14. The eIM sends the `ESipa.AuthenticateClient` response to the IPA, based on the `ES11'.AuthenticateClient` response from the SM-DS. In case of a successful

ES11'.AuthenticateClient response the eIM sends only the transactionId (without including eventEntries). The eIM MAY include a ProfileDownloadTriggerRequest data object in order to trigger the IPA to start downloading a new Profile. In case of an error, IPA SHALL trigger the cancellation of the on-going RSP session (see section 3.2.3.3) with reason undefinedReason and the procedure SHALL stop.

### 3.9.3 Event Deletion

Event Deletion SHALL follow the procedure defined in section 3.6.3 of SGP.22 [4].

## 4 Data Elements

### 4.1 IPA Capabilities

The IPA Capabilities are intended for the eIM for the functional split related to profile download between the eIM and the IPA and the use of compact data object structures in ESipa functions. In addition, IPA Capabilities MAY indicate the support of eIM Package transfer including the type of connection over ESipa.

IPA Capabilities SHALL include:

- Support for direct profile download
- Support for indirect profile download
  - Support for eIM handled download data (e.g. Activation Code) during indirect profile download.
  - Support for eIM generated ctxParams1 during indirect profile download.
  - Support for eIM performed Profile Metadata verification during indirect profile download.
  - Use of compact data objects to minimize number of transferred ESipa bytes during indirect profile download.

IPA Capabilities MAY include support for eIM Package transfer over ESipa:

- eIM Package retrieval using HTTPs over TCP (see section 3.1.2.1)
- eIM Package retrieval using CoAP/DTLS over UDP (see section 3.1.2.2)
- eIM Package injection using HTTPs over TCP (see section 3.1.2.1)
- eIM Package injection using CoAP/DTLS over UDP (see section 3.1.2.2)
- proprietary

IPA Capabilities data object structure is defined as follows:

```
-- ASN1START
IpaCapabilities ::= SEQUENCE {
```

```
ipaFeatures [0] BIT STRING {
  directRspServerCommunication (0),
  indirectRspServerCommunication (1),
  eimDownloadDataHandling (2),
  eimCtxParams1Generation (3),
  eimProfileMetadataVerification (4),
  minimizeEsipaBytes (5)
},
ipaSupportedProtocols [1] BIT STRING {
  ipaRetrieveHttps (0),
  ipaRetrieveCoaps (1),
  ipaInjectHttps (2),
  ipaInjectCoaps (3),
  ipaProprietary (4)
} OPTIONAL
}
-- ASN1STOP
```

ipaFeatures indicates the features supported by the IPA:

- The `directRspServerCommunication` set to 1 indicates that IPA supports direct Profile download according to Section 3.2.3.1. This includes direct delivery of Notifications to the SM-DP+.
- The `indirectRspServerCommunication` set to 1 indicates that IPA supports indirect Profile download according to Section 3.2.3.2. This includes delivery of Notifications via the eIM to SM-DP+.
- An IPA supporting indirect profile download MAY further have the following capabilities:
  - The `eimDownloadDataHandling` set to 1 indicates that IPA does not handle download data such as Activation Codes, SM-DP+ data retrieved from SM-DS, and default SM-DP+ address during indirect Profile download and expects Activation Codes and Event Records to remain at the eIM where the eIM parses and extracts the relevant data such as SM-DP+ address, `matchingId`, and SM-DP+ OID for use in `ESipa.InitiateAuthentication`.
  - The `eimCtxParams1Generation` set to 1 indicates that IPA does not support generation of `CtxParams1` and expects the eIM to generate and provide `CtxParams1` to IPA as part of `ESipa.InitiateAuthentication`.
  - The `eimProfileMetadataVerification` set to 1 indicates that IPA does not support verification of Profile Metadata and expects the eIM to verify Profile Metadata as part of `ESipa.AuthenticateClient`. It is also expected that eIM checks as part of `ESipa.GetBoundProfilePackage` that the Profile Metadata provided in the BPP matches the Profile Metadata in `ESipa.AuthenticateClient`.
  - The `minimizeEsipaBytes` set to 1 indicates that IPA uses compact data objects and avoids sending data over `ESipa` that the other party already knows in order to minimize the number of transmitted bytes between IPA and eIM. It is expected that the eIM is able to identify missing parts (bytes) and rebuild full data object structures. The eIM MAY leverage pre-configured static eUICC data, eUICC data obtained from another IoT Device within the same

batch for which the data is common, eUICC data read from the IoT Device, and session data obtained from the SM-DP+. For more information refer to the profile download related ESipa function descriptions in Section 5.14.

`ipaSupportedProtocols` indicates which eIM Package transfer (see 3.1.1) is supported by the IPA:

- `ipaRetrieveHttps` set to 1 indicates support for eIM Package retrieval (see section 3.1.1.1) using HTTPs over TCP as described in section 3.1.2.1
- `ipaRetrieveCoaps` set to 1 indicates support for eIM Package retrieval (see section 3.1.1.1) using CoAP/DTLS over UDP as described in section 3.1.2.2
- `ipaInjectHttps` set to 1 indicates support for eIM Package injection (see section 3.1.1.2) using HTTPs over TCP as described in section 3.1.2.1
- `ipaInjectCoaps` set to 1 indicates support for eIM Package injection (see section 3.1.1.2) using CoAP/DTLS over UDP as described in section 3.1.2.2
- `ipaProprietary` set to 1 indicates support of a transport protocol not described in section 3.1.2.

The eIM SHALL obtain IPA Capabilities to determine whether it is able to support profile download and profile management for the particular IoT Device/IPA. IPA Capabilities MAY be obtained out-of-band from the IoT Device owner/user, or it MAY be requested from IPA in an eIM Package.

## 4.2 eIM Supported Protocol

`EimSupportedProtocol` indicates which transport protocol, and eIM Package transfer method is supported by the eIM over ESipa. `eimRetrieveHttps` set to 1 indicates support for eIM Package retrieval (see section 3.1.1.1) using HTTPs over TCP as described in section 3.1.2.1

- `eimRetrieveCoaps` set to 1 indicates support for eIM Package retrieval (see section 3.1.1.1) using CoAP/DTLS over UDP as described in section 3.1.2.2
- `eimInjectHttps` set to 1 indicates support for eIM Package injection (see section 3.1.1.2) using HTTPs over TCP as described in section 3.1.2.1
- `eimInjectCoaps` set to 1 indicates support for eIM Package injection (see section 3.1.1.2) using CoAP/DTLS over UDP as described in section 3.1.2.2
- `eimProprietary` set to 1 indicates support of a transport protocol not described in section 3.1.2.

## 4.3 eIM Identifier

The `eimId` is an eIM identifier that SHALL exist uniquely within the eUICC's list of Associated eIMs. The `eimId` is a text string (ASN.1 type `UTF8String`) as shown in section

2.11.1.1.1 and section 2.11.1.1.2. The total length of the `eimId` SHALL not exceed 128 Bytes.

The `eimId` text string MAY be of the following types as defined by `EimIdType` in section 2.11.1.1.1: OID, FQDN, and Proprietary.

Where an eIM operator holds or can request an OID assignment, an eIM OID SHOULD be allocated to the eIM and used to encode the `eimId`.

An `eimId` of type `eimIdTypeOid` SHALL be encoded using the OID, as allocated by <https://www.iana.org/assignments/enterprise-numbers/enterprise-numbers>.

NOTE1: It is up to the eIM owner to define child nodes and values accordingly.

NOTE2: An example OID “iso.org.dod.internet.private.company.eim.eimowner.124” is encoded as follows: “1.3.6.1.4.12345.999.10.124”.

An `eimId` of type `eimIdTypeFqdn` SHALL be encoded as a FQDN.

NOTE: An example could be: “eim.enterprise.com”.

For an `eimId` of type `eimIdTypeProprietary` the `eimId` value can be freely chosen, following the requirements set out in this section.

#### 4.4 Profile MetaData

The profile Metadata as defined in SGP.22 [4] SHALL be replaced as follows:

```
-- ASN1START
-- Definition of ProfileInfo
ProfileInfo ::= [PRIVATE 3] SEQUENCE { -- Tag 'E3'
    iccid Iccid OPTIONAL,
    isdpAid [APPLICATION 15] OctetTo16 OPTIONAL, -- AID of the ISD-P containing the
Profile, tag '4F'
    profileState [112] ProfileState OPTIONAL, -- Tag '9F70'
    profileNickname [16] UTF8String (SIZE(0..64)) OPTIONAL, -- Tag '90'
    serviceProviderName [17] UTF8String (SIZE(0..32)) OPTIONAL, -- Tag '91'
    profileName [18] UTF8String (SIZE(0..64)) OPTIONAL, -- Tag '92'
    iconType [19] IconType OPTIONAL, -- Tag '93'
    icon [20] OCTET STRING (SIZE(0..1024)) OPTIONAL, -- Tag '94', see condition in
ES10b:GetProfilesInfo
    profileClass [21] ProfileClass OPTIONAL, -- Tag '95'
    notificationConfigurationInfo [22] SEQUENCE OF
NotificationConfigurationInformation OPTIONAL, -- Tag 'B6'
    profileOwner [23] OperatorId OPTIONAL, -- Tag 'B7'
    dpProprietaryData [24] DpProprietaryData OPTIONAL, -- Tag 'B8'
    profilePolicyRules [25] PprIds OPTIONAL, -- Tag '99'
    serviceSpecificDataStoredInEuicc [34] VendorSpecificExtension OPTIONAL, -- Tag
'BF22'
    ecallIndication [123] BOOLEAN OPTIONAL, -- Tag '9F7B'
    fallbackAttribute [38] BOOLEAN DEFAULT FALSE, -- Tag '9F26', indicates a
Fallback Profile if set to TRUE
    fallbackAllowed [103] BOOLEAN OPTIONAL -- Tag '9F67', indicates if Fallback is
authorized by the Profile Owner
}
-- ASN1STOP
```

The data item `ecallIndication` MAY be present. If absent it SHALL be treated as if it was set to FALSE. An `ecallIndication` data item set to TRUE indicates, that the enabling or disabling of an Emergency Profile MAY be triggered using the `ES10b.EnableEmergencyProfile` and `ES10b.DisableEmergencyProfile` functions.

It SHALL NOT be possible to have multiple Profiles on an eUICC with the `ecallIndication` data item set to TRUE.

The data item `fallbackAttribute` MAY be present. If set to TRUE, the Profile can be enabled using the `ES10b.ExecuteFallbackMechanism` function. If the `fallbackAttribute` data item is absent or set to FALSE the Profile can not be enabled using the `ES10b.ExecuteFallbackMechanism` function.

It SHALL NOT be possible to have multiple Profiles on an eUICC with the `fallbackAttribute` set to TRUE.

The data item `fallbackAllowed` MAY be present. Only if set to TRUE, it SHALL be possible to set the `fallbackAttribute`.

NOTE: The Profile Owner decides upon Profile generation to include or not the `fallbackAllowed` flag into the Profile.

## 5 Functions

### 5.1 Overview of Functions per Interface

This section provides the description of the interfaces and functions within the Remote SIM Provisioning and Management system involving the eUICC, including the following:

#### ***eUICC Interfaces***

- ES6: The interface used by the Operator to manage the content of their Profile.
- ES8+: Provides a secure end-to-end channel between the SM-DP+ and the eUICC for the administration of the ISD-P and the associated Profile during download and installation.
- ES9+: Used to provide a secure transport between the SM-DP+ and the IP Ae for the delivery of the Profile Package.
- ES10a: Used by the IP Ad to get the configured addresses from the eUICC for Root SM-DS, and optionally for the default SM-DP+.
- ES10b: Used by the IP Ad to transfer a Profile Package to the eUICC.
- ES11: Interface between the IP Ae and an SM-DS (Alternative SM-DS or Root SM-DS) for the Event Retrieval.
- ESipa: Interface between an eIM and an IP A used to trigger a Profile download at the IP A and to provide a secure transport for the delivery of eUICC Packages unless the underlying transport provides necessary security.
- ESep: Logical end-to-end interface between the eIM and the eUICC used to transfer eUICC Packages for Profile State Management and eIM configuration by eIM.

#### ***Server to Server Interfaces***

- ES2+: Interface between the Operator and the SM-DP+ used by the Operator to order Profile Package preparation.
- ES12: Interface between the SM-DP+ and an SM-DS (Alternative SM-DS or Root SM-DS) for the Event management.

**Device to RSP Server Interfaces**

- ES9+: Used to provide a secure transport between the SM-DP+ and the IPAd for the delivery of the Profile Package.
- ES11: Interface between the IPAd and an SM-DS (Alternative SM-DS or Root SM-DS) for the Event Retrieval.

**eIM interfaces**

- ES9+': Used to provide a secure transport between the SM-DP+ and the eIM for the delivery of the Bound Profile Package.
- ESipa: Interface between an eIM and an IPA used to trigger a Profile download at the IPA and to provide a secure transport for the delivery of eUICC Packages unless the underlying transport provides necessary security.
- ESep: Logical end-to-end interface between the eIM and the eUICC used to transfer eUICC Packages for Profile State Management and eIM configuration by eIM.
- ES11': Interface between the eIM and the SM-DS (Alternative SM-DS or Root SM-DS) for the Event Retrieval.

The following table presents the normative list of all the functions that are defined in this section.

**Request-Response Functions:**

Interface	Functions	Function provider Role
ES2+	As defined in section 5.3 of SGP.22 [4].	SM-DP+
ES6	As defined in section 5.2 of SGP.22 [4].	ISD-P
ES8+	As defined in section 5.5 of SGP.22 [4].	eUICC
ES9+	As defined in section 5.6 of SGP.22 [4]. AuthenticateClient	SM-DP+
ES9+'	InitiateAuthentication	
	GetBoundProfilePackage	
	AuthenticateClient	
	HandleNotification	
	CancelSession	



ES10a	As defined in section 5.7 of SGP.22 [4].	ISD-R (IPA Services)
	GetEuiccConfiguredAddresses	
ES10b	LoadEuiccPackage	ISD-R (IPA Services)
	GetEUICCInfo	
	GetEUICCChallenge	
	AddInitialEim	
	eUICCMemoryReset	
	AuthenticateServer	
	PrepareDownload	
	LoadBoundProfilePackage	
	CancelSession	
	GetCerts	
	GetEID	
	RetrieveNotificationsList	
	RemoveNotificationFromList	
	GetRAT	
	GetProfilesInfo	
	ImmediateEnable	
	ProfileRollback	
	ConfigureImmediateProfileEnabling	
	GetEimConfigurationData	
	ExecuteFallbackMechanism	
ReturnFromFallback		
EnableEmergencyProfile		
DisableEmergencyProfile		
GetConnectivityParameters		
SetDefaultDpAddress		
ES11	As defined in section 5.8 of SGP.22 [4].	SM-DS
ES11'	InitiateAuthentication	SM-DS
	AuthenticateClient	
ES12	As defined in section 5.9 of SGP.22 [4].	SM-DS
ESipa	TransferEimPackage	IPA
	InitiateAuthentication	eIM
	GetBoundProfilePackage	
	AuthenticateClient	
	GetEimPackage	
	ProvideEimPackageResult	
	HandleNotification	

	CancelSession	
ESep	Enable	eUICC
	Disable	
	Delete	
	ListProfileInfo	
	GetRAT	
	ConfigureImmediateEnable	
	AddEim	
	UpdateEim	
	DeleteEim	
	ListEim	
	SetDefaultDpAddress	

**Table 5 Request-Response Functions**

**Notification Handler Functions:**

Interface	Notification handler functions	Function handler/recipient
ES2+	As defined in section 5.3 of SGP.22 [4].	Operator
ES9+	HandleNotification	SM-DP+
ES9+'	HandleNotification	SM-DP+
ESipa	HandleNotification	eIM

**Table 6 Notification Handler Functions**

**5.2 Server to Server Function Commonalities**

Each function represents an entry point that is provided by a Role (function provider), and that can be called by other Roles (function requester).

**5.2.1 Common Data Types**

The functions provided in this section deal with management of the eUICC and Profile, so that the common data defined in this section needs to be used in most of the functions.

Type name	Description	Type definition
	As defined in table 21 of section 5.2.1 of SGP.22 [4]	

**Table 7 Common data types**

**5.2.2 Request-Response Function**

As defined in section 5.2.2 of SGP.22 [4].

### **5.2.3 Notification Handler Function**

As defined in section 5.2.3 of SGP.22 [4].

### **5.2.4 Functions Input Header**

As defined in section 5.2.4 of SGP.22 [4].

### **5.2.5 Functions Output Header**

As defined in section 5.2.5 of SGP.22 [4].

### **5.2.6 Status Code**

This specification relies on subject codes and reason codes as defined in section 5.2.6 of SGP.22 [4]. In addition, this specification defines additional codes.

#### **5.2.6.1 Subject Code**

Hereunder are listed the subject codes used in this specification:

1. Generic (as defined in SGP.02 [6])
  - 1.1. Function Requester (as defined in SGP.02 [6])
  - 1.2. Function Provider (as defined in SGP.02 [6])
  - 1.3. Protocol (as defined in SGP.02 [6])
    - 1.3.1. Protocol Format (as defined in SGP.02 [6])
    - 1.3.2. Protocol Version (as defined in SGP.02 [6])
  - 1.6. Function (as defined in SGP.02 [6])
8. eUICC Remote Provisioning (as defined in SGP.02 [6])
  - 8.1. eUICC (as defined in SGP.02 [6])
    - 8.1.1. EID (as defined in SGP.02 [6])
    - 8.1.2. EUM Certificate (as defined in SGP.22 [4])
    - 8.1.3. eUICC Certificate (as defined in SGP.22 [4])
  - 8.2. Profile (as defined in SGP.02 [6])
    - 8.2.1. Profile ICCID (as defined in SGP.02 [6])
    - 8.2.5. Profile Type (as defined in SGP.02 [6])
    - 8.2.6. Matching ID (as defined in SGP.22 [4])
    - 8.2.7. Confirmation Code (as defined in SGP.22 [4])
    - 8.2.8. PPR (as defined in SGP.22 [4])
    - 8.2.9. Profile Metadata (as defined in SGP.22 [4])

- 8.2.10. Bound Profile Package (as defined in SGP.22 [4])
- 8.8. SM-DP+ (as defined in SGP.22 [4])
  - 8.8.1. SM-DP+ Address (as defined in SGP.22 [4])
  - 8.8.2. Security configuration (as defined in SGP.22 [4])
  - 8.8.3. Specification Version Number (SVN) (as defined in SGP.22 [4])
  - 8.8.4. SM-DP+ Certificate (as defined in SGP.22 [4])
  - 8.8.5 Download order (as defined in SGP.22 [4])
- 8.9. SM-DS (as defined in SGP.22 [4])
  - 8.9.1. SM-DS Address (as defined in SGP.22 [4])
  - 8.9.2. Security configuration (as defined in SGP.22 [4])
  - 8.9.3. Specification Version Number (SVN) (as defined in SGP.22 [4])
  - 8.9.4 SM-DS Certificate (as defined in SGP.22 [4])
  - 8.9.5. Event Record (as defined in SGP.22 [4])
- 8.10. RSP Operation (as defined in SGP.22 [4])
  - 8.10.1. TransactionId (as defined in SGP.22 [4])
- 8.11. GSMA CI (as defined in SGP.22 [4])
  - 8.11.1. Public Key (PK) (as defined in SGP.22 [4])

#### **5.2.6.2 Reason Code**

Hereunder are listed the reason codes used in this specification:

- 1. Access Error (as defined in SGP.02 [6])
  - 1.1. Unknown (Identification or Authentication) (as defined in SGP.02 [6])
  - 1.2. Not Allowed (Authorisation) (as defined in SGP.02 [6])
- 2. Format Error (as defined in SGP.02 [6])
  - 2.1. Invalid (as defined in SGP.02 [6])
  - 2.2. Mandatory Element Missing (as defined in SGP.02 [6])
  - 2.3. Conditional Element Missing (as defined in SGP.02 [6])
- 3. Conditions of Use Not Satisfied (as defined in SGP.02 [6])
  - 3.1. Unsupported (as defined in SGP.02 [6])
  - 3.3. Already in Use (Uniqueness) (as defined in SGP.02 [6])

- 3.7. Unavailable (as defined in SGP.02 [6])
- 3.8. Refused (as defined in SGP.02 [6])
- 3.9. Unknown (as defined in SGP.02 [6])
- 3.10. Invalid Association (as defined in SGP.22 [6])
- 3.11. Value has Changed (as defined in SGP.22 [6])
- 4. Processing Error (as defined in SGP.02 [6])
  - 4.2. Execution Error (as defined in SGP.02 [6])
  - 4.3. Stopped on Warning (as defined in SGP.02 [6])
  - 4.8. Insufficient Memory (as defined in SGP.02 [6])
  - 4.10 Time to Live Expired (as defined in SGP.22 [4])
- 5. Transport Error (as defined in SGP.02 [6])
  - 5.1. Inaccessible (as defined in SGP.02 [6])
- 6. Security Error (as defined in SGP.02 [6])
  - 6.1. Verification Failed (as defined in SGP.02 [26])
  - 6.3. Expired (as defined in SGP.22 [4])
  - 6.4. Maximum number of retries exceeded (as defined in SGP.22 [4])

### **5.2.6.3 Common Function Status Code**

As defined in SGP.02 [6].

## **5.3 ES2+ (Operator -- SM-DP+)**

ES2+ is the interface between:

- The Operator.
- SM-DP+

This interface is used by the Operator to order the Profile Package preparation for specific eUICC(s) and the delivery of the Profile Package from the SM-DP+. This interface is identical to the one defined in section 5.3 of SGP.22 [4].

## **5.4 ES6 (Operator -- eUICC)**

ES6 is the interface between:

- The Operator.
- eUICC (Enabled Profile)

This interface is used by the Operator to make modifications on their Profile in the eUICC using legacy OTA mechanisms. This interface is identical to the one defined in section 5.4 of SGP.22 [4].

NOTE : SCP80 over SMS might not be supported in ES6 in case of NCD.


## 5.5 ES8+ (SM-DP+ -- eUICC)

The ES8+ is the interface between:

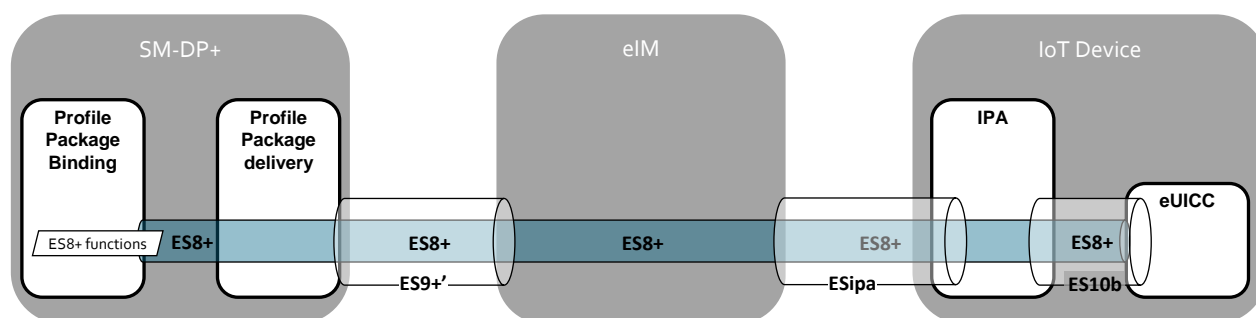
- The SM-DP+ (Profile Package Binding function).
- The eUICC.

This interface is intended to be tunnelled either over:

- the ES9+ and ES10b interfaces for direct profile download (i.e., the IPA directly communicates with the SM-DP+) as shown in Figure 29 or
- ES9+', ESipa, and ES10b for indirect profile download (i.e., the IPA communicates with the SM-DP+ via the eIM) as shown in Figure 30.



**Figure 29 ES8+ interface through ES9+ and ES10b**



**Figure 30 ES8+ through ES9+' ESipa, and ES10b**

The ES8+ functions are addressed to the eUICC through a secure channel established between the Profile Package Binding function of the SM-DP+ and the eUICC.

The ES8+ functions are called by the SM-DP+ and executed by the eUICC.

All the functions related to ES8+ SHALL be processed as defined in section 5.5 of SGP.22 [4] with the following modifications to the command data structure of the ES8+.StoreMetadata function.

### **Command data**

The command data for this function is identified by the data structure defined hereunder.

```
-- ASN1START
StoreMetadataRequest ::= [37] SEQUENCE { -- Tag 'BF25'
    iccid Iccid,
    serviceProviderName [17] UTF8String (SIZE(0..32)), -- Tag '91'
    profileName [18] UTF8String (SIZE(0..64)), -- Tag '92' (corresponds to 'Short
Description' defined in SGP.21 [2])
    iconType [19] IconType OPTIONAL, -- Tag '93' (JPG or PNG)
    icon [20] OCTET STRING (SIZE(0..1024)) OPTIONAL, -- Tag '94' (Data of the icon.
Size 64 x 64 pixel. This field SHALL only be present if iconType is present)
    profileClass [21] ProfileClass DEFAULT operational, -- Tag '95'
    notificationConfigurationInfo [22] SEQUENCE OF
NotificationConfigurationInformation OPTIONAL,
    profileOwner [23] OperatorId OPTIONAL, -- Tag 'B7'
    profilePolicyRules [25] PprIds OPTIONAL, -- Tag '99'
    serviceSpecificDataStoredInEuicc [34] VendorSpecificExtension OPTIONAL, -- Tag
'BF22'
    serviceSpecificDataNotStoredInEuicc [35] VendorSpecificExtension OPTIONAL, --
Tag 'BF23'
    ecallIndication [123] BOOLEAN OPTIONAL, -- Tag '9F7B'
    fallbackAllowed [103] BOOLEAN OPTIONAL -- Tag '9F67'
}
-- ASN1STOP
```

Upon reception of a `StoreMetadataRequest` containing `ecallIndication` the following steps are performed in addition to the procedure defined in SGP.22[4] section 5.5.3:

Start Conditions:

- The target Profile SHALL NOT have the `fallbackAllowed` set

Procedure:

The eUICC SHALL:

1. Verify that the target Profile has the `fallbackAllowed` not set. If it is set, the eUICC SHALL stop the procedure and return error with reason `incorrectInputValues`.
2. Set the Emergency Profile Attribute for the target Profile.
3. Generate as many Notifications as configured in the metadata.
4. Return `ok`.

## 5.6 ES9+ (IPA -- SM-DP+)

ES9+ is the interface between:

- The IPA entity.
- The SM-DP+

The IPA SHALL communicate with the SM-DP+ secured by HTTPS in server authentication mode as described in SGP.22 [4] section 2.6.6.

This interface is identical to the ES9+ interface defined in section 5.6 of SGP.22 [4], where the IPA plays the role of LPA, except Function (ES9+): `AuthenticateClient` which is defined below.

### 5.6.1 Function (ES9+): `AuthenticateClient`

**Related Procedures:** Profile Download and Installation

**Function Provider Entity:** SM-DP+

**Description:**

This function SHALL be called by the IPA to request the authentication of the eUICC by the SM-DP+.

This function is identical to the `ES9+.AuthenticateClient` function defined in section 5.6.3 of SGP.22 [4], where the IPA plays the role of LPA and the EUICCInfo2 in `AuthenticateResponseOk` is according to Section 5.9.2 of this specification.

```
-- ASN1START
AuthenticateClientRequest ::= [59] SEQUENCE { -- Tag 'BF3B'
    transactionId [0] TransactionId,
    authenticateServerResponse [56] AuthenticateServerResponse -- This is the response
from ES10b.AuthenticateServer
}
-- ASN1STOP
```



## 5.7 ES9+' (eIM -- SM-DP+)

ES9+' is the interface between:

- The eIM entity.
- The SM-DP+.

The eIM SHALL communicate with the SM-DP+ secured by HTTPS in server authentication mode as described in SGP.22 [4] section 5.6 using the TLS requirements in SGP.22 [4] section 2.6.6.

### 5.7.1 Function (ES9+'): InitiateAuthentication

**Related Procedures:** Profile Download and Installation

**Function Provider Entity:** SM-DP+

#### **Description:**

This function SHALL be called by the eIM to authenticate the SM-DP+.

This function is identical to the ES9+.InitiateAuthentication function defined in section 5.6.1 of SGP.22 [4], where the eIM plays the role of LPA. In addition, in case the IPA has sent all the necessary input data in ESipa.InitiateAuthentication request, the eIM SHALL forward it as ES9+'.InitiateAuthentication request. Otherwise, the eIM SHALL complete the missing input data as described in ES9+.InitiateAuthentication function.

### 5.7.2 Function (ES9+'): GetBoundProfilePackage

**Related Procedures:** Profile Download and Installation

**Function Provider Entity:** SM-DP+

**Function Caller Entity:** eIM

#### **Description:**

This function SHALL be called by the eIM to request the delivery and the binding of a Profile Package for the eUICC.

This function is identical to the ES9+.GetBoundProfilePackage function defined in section 5.6.2 of SGP.22 [4], where the eIM plays the role of LPA.

### 5.7.3 Function (ES9+'): AuthenticateClient

**Related Procedures:** Profile Download and Installation

**Function Provider Entity:** SM-DP+

**Function Caller Entity:** eIM

#### **Description:**

This function SHALL be called by the eIM to request the authentication of the eUICC by the SM-DP+.

This function is identical to the ES9+.AuthenticateClient function defined in section 5.6.3 of SGP.22 [4], where the eIM plays the role of LPA and the EUICCInfo2 in AuthenticateResponseOk is according to Section 5.9.2 of this specification.

#### **5.7.4 Function (ES9+'): HandleNotification**

**Related Procedures:** Profile Download and Installation

**Function Provider Entity:** SM-DP+

**Function Caller Entity:** eIM

##### **Description:**

This function SHALL be called by the eIM to notify the SM-DP+ that a Profile Management Operation has successfully been performed on the eUICC. This function is called by the eIM upon the receipt by the eIM of either an ESipa.HandleNotification function call or an ESipa.ProvideEimPackageResult function call sent by the IPA containing a PendingNotification. When the received PendingNotification contains a ProfileInstallation result that is part of an ongoing Indirect Profile Download session, the eIM SHALL send the ES9+'.HandleNotification call to the SM-DP+ that is participating in that Indirect Profile Download session. When the PendingNotification contains an OtherSignedNotification, the eIM SHALL send the ES9+'.HandleNotification to the NotificationAddress contained in the NotificationMetadata of the OtherSignedNotification.

This function is identical to the ES9+.HandleNotification function defined in section 5.6.4 of SGP.22 [4], where the eIM plays the role of LPA. In addition, in case the IPA has sent all the necessary input data in ESipa.HandleNotification request, the eIM SHALL forward it as ES9+'.HandleNotification request. Otherwise, the eIM SHALL complete the missing input data as described in ES9+.HandleNotification function.

#### **5.7.5 Function (ES9+'): CancelSession**

**Related Procedures:** Profile Download and Installation

**Function Provider Entity:** SM-DP+

##### **Description:**

This function SHALL be called by the eIM to request the cancellation of an on-going RSP session.

This function is identical to the ES9+.CancelSession function defined in section 5.6.5 of SGP.22 [4], where the eIM plays the role of LPA. In addition, in case the IPA has sent all the necessary input data in ESipa.CancelSession request, the eIM SHALL forward it as ES9+'.CancelSession request. Otherwise, the eIM SHALL complete the missing input data as described in ES9+.CancelSession function.

### **5.8 ES10a (IPA -- eUICC)**

#### **5.8.1 Function (ES10a): GetEuiccConfiguredAddresses**

**Related Procedures:** Profile Download and Installation

**Function Provider Entity:** ISD-R (IPA Services)

**Description:**

This function is identical to the ES10a.GetEuiccConfiguredAddresses function defined in section 5.7.3 of SGP.22 [4], where the IPA plays the role of LPA.

NOTE : the default SM-DP+ address that is stored in the eUICC can be updated through the functions ConfigureImmediateProfileEnabling (described in 5.9.17 of this specification) and ConfigureImmediateEnable (described in 5.13.6 of this specification) as well as functions ES10b.SetDefaultDpAddress as described in 5.9.25 of this specification and ESep.SetDefaultDpAddress as described in 5.13.11 of this specification.

## 5.9 ES10b (IPA -- eUICC)

### 5.9.1 Function (ES10b): LoadEuiccPackage

**Related Procedures:** Generic eUICC Package Download and Execution

**Function Provider Entity:** ISD-R (IPA Services)

**Description:**

This function executes a eUICC Package.

On reception of this package, the eUICC SHALL:

- Retrieve the public key of the Associated eIM using the `eimId` in `euiccPackageSigned`. If the `eimId` is unknown, the eUICC SHALL return an unsigned eUICC Package error result (`euiccPackageErrorUnsigned`) containing the `eimId` received in the `euiccPackageSigned`.
- Verify the `eimSignature` created upon `euiccPackageSigned` concatenated with `associationToken` using the retrieved eIM public key. If no association token is configured for the eIM, the `associationToken` data object SHALL be used with the value set to zero for verifying the signature. If the signature is invalid, the eUICC SHALL return an unsigned eUICC Package error result (`euiccPackageErrorUnsigned`) containing the `eimId` received in the `euiccPackageSigned`. If and only if an association token is configured for the eIM, the eUICC SHALL return the `associationToken` in the error result.
- Verify that the `eidValue` in `euiccPackageSigned` matches its own EID. If the EID verification fails, the eUICC SHALL return a signed eUICC error result (`euiccPackageErrorSigned`) containing the `invalidEid` error code.
- Verify that the `counterValue` in `euiccPackageSigned` is greater than the counter value stored in the eUICC for the Associated eIM. If the counter value verification fails, the eUICC SHALL return a signed eUICC Package error result (`euiccPackageErrorSigned`) containing the `replayError` error code.

- Reset any authorisation previously granted to use the Profile Rollback Mechanism (and any related data).
- Execute PSMO(s) or eCO(s) contained in the eUICC Package and generate the corresponding PSMO or eCO result(s) (`euiccResultData`) sequentially.

If the eUICC encounters an error for a PSMO or an eCO, the eUICC SHALL terminate processing of the remaining command sequence and generate `euiccResultData` containing `processingTerminated` with the following error codes:

- For a PSMO 'List Profile Info' request, if the eUICC cannot generate the `euiccResultData` due to the size limit of the response data, the error code SHALL be `resultSizeOverflow`.

NOTE: this could happen, e.g., when retrieving Profile Metadata of multiple Profiles containing large icons.

- If a PSMO or an eCO in the eUICC Package is unknown or unsupported, or the command data cannot be interpreted, the error code SHALL be `unknownOrDamagedCommand`.
- Generate a signed eUICC Package Result (`euiccPackageResultSigned`) with the execution results of the PSMOs/eCOs (`euiccResultData`). The eUICC Package Result SHALL be signed using SK.EUICC.ECDSA. In case there are more than one SK.EUICC.ECDSA available for signing, the SK.EUICC.ECDSA chaining back to the CI public key identified by the `euiccCiPKId` of the eIM Configuration Data (of the Associated eIM for which the eUICC Package Result is intended) SHALL be used. The signed data includes the next (not used) value of the sequence number (defined in SGP.22 [4] for use with Notifications).
- Increment the sequence number in eUICC storage by 1.
- Update the counter value stored in the eUICC for the Associated eIM to the `counterValue` received in the `euiccPackageSigned`.
- Return the signed eUICC Package Result (`euiccPackageResultSigned`).

The ES10b.LoadEuiccPackage function SHALL be processed in an atomic way, meaning that in case of non-resumable interruption (e.g., power loss), the eUICC SHALL revert all performed changes related to PSMOs or eCOs within that eUICC Package. The eUICC SHALL restore its original state prior to execution of the ES10b.LoadEuiccPackage, including the `counterValue`. Any intermediate result generated for the eUICC Package SHALL be discarded.

NOTE: In case of non-resumable interruption the ISD-R withdraws the previously received eUICC Package.

The IPAd MAY call the ES10b.LoadEuiccPackage function again, including the same eUICC Package, if it detects that the previous processing was interrupted.

NOTE: How the IPA detects the interruption and how an IPA resubmits the eUICC Package is out of scope.

### **Command Data**

The `EuiccPackageRequest` as defined in section 2.11.1.1.

### **Response Data**

The `EuiccPackageResult` as defined in section 2.11.2.1.

## **5.9.2 Function (ES10b): GetEUICCInfo**

**Related Procedures:** Profile Download and Installation

**Function Provider Entity:** ISD-R (IPA Services)

### **Description:**

This function is identical to the ES10b.GetEUICCInfo function defined in section 5.7.8 of SGP.22 [4], where the IPA plays the role of LPA.

The response data for EUICCInfo2 SHALL follow the ASN.1 message definition below replacing the EUICCInfo2 described in section 5.7.8 and Annex H of SGP.22 [4].

NOTE: EUICCInfo2 in this specification is based on EUICCInfo2 as defined in SGP.22 [4] but has been extended for IoT purposes.

```
-- ASN1START
EUICCInfo2 ::= [34] SEQUENCE { -- Tag 'BF22'
  profileVersion [1] VersionType, -- Base eUICC Profile package version supported
  svn [2] VersionType, -- GSMA SGP.22 version supported (SVN)referenced by SGP.32
  euiccFirmwareVer [3] VersionType, -- eUICC Firmware version
  extCardResource [4] OCTET STRING, -- Extended Card Resource Information
  according to ETSI TS 102 226
  uiccCapability [5] UICCCapability,
  ts102241Version [6] VersionType OPTIONAL,
  globalplatformVersion [7] VersionType OPTIONAL,
  rspCapability [8] RspCapability,
  euiccCiPKIdListForVerification [9] SEQUENCE OF SubjectKeyIdentifier, -- List of
  CI Public Key Identifiers supported on the eUICC for signature verification
  euiccCiPKIdListForSigning [10] SEQUENCE OF SubjectKeyIdentifier, -- List of CI
  Public Key Identifier supported on the eUICC for signature creation
  euiccCategory [11] INTEGER {
    other(0),
    basicEuicc(1),
    mediumEuicc(2),
    contactlessEuicc(3)
  } OPTIONAL,
  forbiddenProfilePolicyRules [25] PprIds OPTIONAL, -- Tag '99'
  ppVersion VersionType, -- Protection Profile version
  sasAccreditationNumber UTF8String (SIZE(0..64)),
  certificationDataObject [12] CertificationDataObject OPTIONAL,
  treProperties [13] BIT STRING {
    isDiscrete(0),
    isIntegrated(1),
    usesRemoteMemory(2) -- refers to the usage of remote memory protected by the
  Remote Memory Protection Function described in SGP.21 [4]
  } OPTIONAL,
```

```
    treProductReference [14] UTF8String OPTIONAL, -- Platform_Label as defined in
GlobalPlatform DLOA specification [57]
    additionalEuiccProfilePackageVersions [15] SEQUENCE OF VersionType OPTIONAL,
ipaMode [16] IpaMode OPTIONAL, -- active IPA, mandatory within SGP.32
    euiccCiPKIdListForSigningV3 [17] SEQUENCE OF SubjectKeyIdentifier OPTIONAL, --
not used by this version of SGP.32.
    additionalEuiccInfo [18] OCTET STRING (SIZE(0..32)) OPTIONAL, -- not used by
this version of SGP.32
    highestSvn [19] VersionType OPTIONAL, -- not used by this version of SGP.32
    iotSpecificInfo [20] IoTSpecificInfo OPTIONAL -- mandatory within SGP.32
}

-- Definition of IoTSpecificInfo
IoTSpecificInfo ::= SEQUENCE {
    iotVersion [0] SEQUENCE OF VersionType, -- SGP.32 version(s) supported by the
eUICC, at least one must be present
    ecallSupported [1] NULL OPTIONAL, -- if present, eUICC supports the Emergency
Mechanism
    fallbackSupported [2] NULL OPTIONAL -- if present, eUICC supports the Fallback
Mechanism
}

-- Definition of IpaMode
IpaMode ::= INTEGER {
    ipad (0), -- IPAd is active
    ipae (1) -- IPAe is active
}
-- ASN1STOP
```

The procedures related to the eUICC Profile Package versioning and associated to profileVersion, additionalEuiccProfilePackageVersions and euiccCapability are described in section 5.7.8 of SGP.22 [4].

**NOTE :** as part of the TCA eUICC Profile Package specification [29], in version v3.3 a new Profile type called “IoT Minimal Profile” has been introduced with the intention to be useful for the provisioning of eUICCs in Network Constrained Devices.

The euiccCiPKIdListForSigningV3, additionalEuiccInfo, and highestSvn fields are not used in this version of the specification. The eUICC SHALL NOT include these fields in euiccInfo2. The SM-DP+ SHOULD ignore these fields if received with iotSpecificInfo being present.

The iotSpecificInfo data object SHALL be present.

If the eUICC supports the Fallback Mechanism, the fallbackSupported flag SHALL be present within IoTSpecificInfo.

The ecallSupported data object SHALL be present within IoTSpecificInfo. If the flag is set, the eUICC SHALL support the Emergency Mechanism.

### 5.9.3 Function (ES10b): GetEUICCChallenge

**Related Procedures:** Profile Download and Installation

**Function Provider Entity:** ISD-R (IPA Services)

**Description:**

This function is identical to the ES10b.GetEUICCChallenge function defined in section 5.7.7 of SGP.22 [4], where the IPA plays the role of LPA.

#### 5.9.4 Function (ES10b): AddInitialEim

**Related Procedures:** Addition of initial eIM by IPAd

**Function Provider Entity:** eUICC (ISD-R)

##### **Description:**

This function is used by the IPAd to store eIM Configuration Data to the eUICC in case the eUICC does not contain any eIM Configuration Data.

Upon reception of this function call, the eUICC SHALL:

- Check if any eIM Configuration Data is already present in the eUICC. If so, the eUICC SHALL return an error code `associatedEimAlreadyExists`.
- Check if `counterValue` exceeds the maximum value supported by the eUICC. If so, the eUICC SHALL return the error code `counterValueOutOfRange`.
- Check if the eUICC has enough memory to store the list of provided eIM Configuration Data. If not, the eUICC SHALL return an error code `insufficientMemory`.
- Check that the sub-field `eimId` of `EimConfigurationData` in each entry of the `eimConfigurationDataList` is present and that its length does not exceed the allowed maximum value. Otherwise, the eUICC SHALL return an error code `commandError`.
- Check that the sub-field `euiccCiPKId` of `EimConfigurationData` in each entry of the `eimConfigurationDataList`, if present, is a valid entry within `euiccCiPKIdListForSigning` in `eUICCInfo2`. If not, the eUICC SHALL return an error code `ciPKUnknown`.
- If requested for an Associated eIM, calculate an `associationToken`. If `associationToken` is not set to -1 the eUICC SHALL return an error code `invalidAssociationToken`.
- Store the provided list of eIM Configuration Data, including the `associationToken` (if requested).
- Return the `associationToken` for each Associated eIM where it is requested.

NOTE: Any further addition of eIM Configuration Data can be performed by an Associated eIM using signed eUICC Packages containing eCO(s) as defined in section 3.5.1.1.

The function SHALL be performed in an atomic way, meaning that in case of any error during the function execution, the command SHALL stop and SHALL leave the eIM Configuration Data in their original state prior to function execution.

##### **Command Data**

The command data SHALL be coded as follows:

```
-- ASN1START
AddInitialEimRequest ::= [87] SEQUENCE { -- Tag 'BF57'
    eimConfigurationDataList [0] SEQUENCE OF EimConfigurationData
}
-- ASN1STOP
```

The following sub-fields of `EimConfigurationData` SHALL be present in each entry of the `eimConfigurationDataList`:

- `eimId`;
- `counterValue`; and
- either `eimPublicKey` or `eimCertificate`.

The `eimIdType`, the `associationToken` (with the value set to -1 to request the calculation of an association token for the new Associated eIM) and `eimFqdn` are optional for the IPA to provide in each `EimConfigurationData`. If not provided, the eUICC SHALL assign the value `eimIdTypeProprietary` before storing the eIM Configuration Data. The `eimSupportedProtocol` is optional for the IPA to provide in `EimConfigurationData`. If not provided, the eUICC SHALL assign the value where only the `eimProprietary` bit is set before storing the eIM Configuration Data. The `euiccCiPKId` is optional for the IPA to provide in `EimConfigurationData`. If not provided, the eUICC SHALL assign the value of first entry of `euiccCiPKIdListForSigning` in `eUICCInfo2` before storing the eIM Configuration Data. The `trustedPublicKeyDataTls` is optional for the IPAd to provide in each `EimConfigurationData` data object.

NOTE: It is IPA's responsibility to correctly formulate each entry, including the uniqueness of `eimId`, and the eUICC is not mandated to check the validity.

### **Response Data**

The response data SHALL be coded as follows:

```
-- ASN1START
AddInitialEimResponse ::= [87] CHOICE { -- Tag 'BF57'
    addInitialEimOk SEQUENCE OF CHOICE {
        associationToken [4] INTEGER,
        addOk NULL
    },
    addInitialEimError INTEGER {
        insufficientMemory(1),
        associatedEimAlreadyExists(2),
        ciPKUnknown(3),
        invalidAssociationToken(5),
        counterValueOutOfRange(6),
        commandError(7),
        undefinedError(127)
    }
}
-- ASN1STOP
```

### **5.9.5 Function (ES10b): eUICCMemoryReset**

**Related Procedures:** eUICC Memory Reset



**Function Provider Entity:** ISD-R (IPA Services)

**Description:**

NOTE: ES10c.eUICCMemoryReset function defined in SGP.22 [4] has a tag number 'BF34'.

This function deletes selected subsets of the Profiles stored on an eUICC regardless of their enabled status or any Profile Policy Rules. The following subsets are defined:

- Operational Profiles
- Test Profiles that were not pre-installed (i.e., Test Profiles that were "field loaded")
- Test Profiles that were pre-installed (i.e., Test Profiles that were loaded in the factory)
- Provisioning Profiles

NOTE: The identification of pre-installed Test Profiles is out of the scope of this specification.

The eUICC returns a status in `resetResult` indicating whether any Profiles were deleted.

- The eUICC returns `ok` if at least one Profile is deleted.
- The eUICC returns `nothingToDelete` if no Profile is deleted.

This function can also be used to:

- Reset the default SM-DP+ address to its initial value. In this context both `ok` and `nothingToDelete` response in `resetResult` indicates a successful execution of resetting the default SM-DP+ address.
- Remove all eIM Configuration Data. The execution result of this operation is returned in `resetEimResult` as described below.
- Reset the configuration of the immediate Profile enabling. The execution result of this operation is returned in `resetImmediateEnableConfigResult` as described below.

Any combination MAY be specified in the request.

If the eUICC does not support Test Profiles, then a request to delete them is ignored.

The eUICC Memory Reset SHALL be performed in an atomic and non-reversible way in case of external interruptions (e.g., power loss): the eUICC SHALL continue the processing of that command upon the next eUICC power on. In case of any other error during the function execution, the command SHALL stop and SHALL leave the eUICC and the involved Profiles in their original states prior to function execution.

NOTE: How this function is protected from misuse is implementation specific.

Upon reception of this function call, the eUICC SHALL:

- If the Emergency Profile is enabled, terminate the command and return error code `ecallActive`.

- If the `eUICCMemoryReset` function call indicates at least one of `deleteOperationalProfiles`, `deleteFieldLoadedTestProfiles`, `deletePreLoadedTestProfiles` or `deleteProvisioningProfiles`, perform the following:
  - If there is an Enabled Profile with a proactive session ongoing, the eUICC SHALL perform one of the following:
    - terminate the command and return error code `catBusy`.
    - internally terminate the proactive session and prepare to send the REFRESH proactive command as the next proactive command. If a TERMINAL RESPONSE is still outstanding, the REFRESH proactive command SHALL only be sent after reception of the TERMINAL RESPONSE.

NOTE: In case of the `catBusy` error, the Device MAY take implementation-dependent action to terminate the proactive command session, and MAY send the eUICC Memory Reset command again without any further End User interaction.

- Delete all the selected ISD-PS with their Profiles regardless of their enabled status or Profile Policy Rules and all related Profiles Metadata stored in the ISD-R and prepare `resetResult`.
- For each deleted Profile, the eUICC SHALL generate as many Notifications as configured in its Profile Metadata (`notificationConfigurationInfo`) in the format of `OtherSignedNotification`.
- If the `eUICCMemoryReset` function call indicates `resetDefaultSmdpAddress`: reset the default SM-DP+ address to its default value.
- If the `eUICCMemoryReset` function call indicates `resetEimConfigData`: remove all eIM Configuration Data of all Associated eIMs and prepare `resetEimResult`.
  - If there is no eIM Configuration Data to be removed, the eUICC SHALL return error code `nothingToDelete`.
  - If the command is not supported by the eUICC, the eUICC SHALL return error code `eimResetNotSupported`.
- If the `eUICCMemoryReset` function call indicates `resetImmediateEnableConfig`: reset the configuration of the immediate Profile enabling by deactivating immediate Profile enabling and removing any immediate enabling data for use with immediate Profile enabling. The eUICC SHALL also prepare `resetImmediateEnableConfigResult`.
  - If the command is not supported by the eUICC, the eUICC SHALL return error code `resetIECNotSupported`.
- Return `EuiccMemoryResetResponse` including `resetResult`. In addition, if `resetResult` indicates either `ok` or `nothingToDelete`:

- If `resetEimConfigData` bit was set in the command data, return `EuiccMemoryResetResponse` additionally including `resetEimResult`.
  - If `resetImmediateEnableConfig` bit was set in the command data, return `EuiccMemoryResetResponse` additionally including `resetImmediateEnableConfig`.
- If an Enabled Profile was deleted, the ISD-R SHALL send a REFRESH proactive command to the Device with mode "UICC Reset".

### **Command Data**

The command data SHALL be coded as follows:

```
-- ASN1START
EuiccMemoryResetRequest ::= [100] SEQUENCE { -- Tag 'BF64'
  resetOptions [2] BIT STRING {
    deleteOperationalProfiles(0),
    deleteFieldLoadedTestProfiles(1),
    resetDefaultSmdpAddress(2),
    deletePreLoadedTestProfiles(3),
    deleteProvisioningProfiles(4),
    resetEimConfigData(5),
    resetImmediateEnableConfig(6)
  }
}
-- ASN1STOP
```

### **Response Data**

The response data SHALL be coded as follows:

```
-- ASN1START
EuiccMemoryResetResponse ::= [100] SEQUENCE { -- Tag 'BF64'
  resetResult INTEGER {ok(0), nothingToDelete(1), catBusy(5), ecallActive(104),
undefinedError(127)},
  resetEimResult INTEGER {ok(0), nothingToDelete(1), eimResetNotSupported(2),
undefinedError(127)} OPTIONAL,
  resetImmediateEnableConfigResult INTEGER {ok(0), resetIECNotSupported(1),
undefinedError(127)} OPTIONAL
}
-- ASN1STOP
```

## **5.9.6 Function (ES10b): AuthenticateServer**

**Related Procedures:** Profile Download and Installation

**Function Provider Entity:** ISD-R (IPA Services)

### **Description:**

This function is identical to the ES10b.AuthenticateServer function defined in section 5.7.13 of SGP.22 [4], where the IPA plays the role of LPA and the EUICCInfo2 in AuthenticateResponseOk is according to Section 5.9.2 of this specification. The following additional eUICC behaviour applies after attaching the received RSP Server Certificate in the RSP session context:

- If immediate Profile enabling is activated, the eUICC SHALL, in case the MatchingID is missing in `CtxParams1`, verify that the OID in the RSP Server Certificate and

FQDN in `serverSigned1` match to the default SM-DP+ data (OID and FQDN) stored in the eUICC. If the verification is successful, the eUICC SHALL grant immediate enabling of the Profile. Regardless of the verification result, the eUICC continues the processing of this function by generating `euiccSigned1`.

### 5.9.7 Function (ES10b): PrepareDownload

**Related Procedures:** Profile Download and Installation

**Function Provider Entity:** ISD-R (IPA Services)

**Description:**

This function is identical to the ES10b.PrepareDownload function defined in section 5.7.5 of SGP.22 [4], where the IPA plays the role of LPA.

### 5.9.8 Function (ES10b): LoadBoundProfilePackage

**Related Procedures:** Profile Download and Installation

**Function Provider Entity:** ISD-R (IPA Services)

**Description:**

This function is identical to the ES10b.LoadBoundProfilePackage function defined in section 5.7.6 of SGP.22 [4], where the IPA plays the role of LPA.

### 5.9.9 Function (ES10b): CancelSession

**Related Procedures:** Profile Download and Installation

**Function Provider Entity:** ISD-R (IPA Services)

**Description:**

This function is identical to the ES10b.CancelSession function defined in section 5.7.14 of SGP.22 [4], where the IPA plays the role of LPA, with the following additional eUICC behaviour:

- The eUICC SHALL revoke any grant to immediately enable a Profile.

NOTE: The following values of CancelSessionReason are not used in this specification: endUserRejection(0), postponed(1), timeout(2).

### 5.9.10 Function (ES10b): GetCerts

**Related Procedures:** Profile Download and Installation

**Function Provider Entity:** ISD-R (IPA Services)

**Description:**

This function is used by the IPA to retrieve the eUICC Certificate and the EUM Certificate from the eUICC. This function can be used at any time by the IPA.

In order to select between multiple of EUM certificates and eUICC certificates within the eUICC the IPA MAY provide the CI Public Key Identifier (`euiccCiPKId`). If `euiccCiPKId` is not provided, the first entry of `euiccCiPKIdListForSigning` in `eUICCInfo1` / `eUICCInfo2` is used as `euiccCiPKId` when selecting the EUM certificate and/or eUICC certificate to return.

### **Command Data**

The command data SHALL be coded as follows:

```
-- ASN1START
GetCertsRequest ::= [86] SEQUENCE { -- Tag 'BF56'
    euiccCiPKId SubjectKeyIdentifier OPTIONAL -- CI Public Key Identifier supported on
the eUICC for signature creation
}
-- ASN1STOP
```

### **Response Data**

The response data SHALL be coded as follows:

```
-- ASN1START
GetCertsResponse ::= [86] CHOICE { -- Tag 'BF56'
    certs SEQUENCE {
        eumCertificate [5] Certificate, -- Tag 'A5'
        euiccCertificate [6] Certificate -- Tag 'A6'
    },
    getCertsError INTEGER {invalidCiPKId(1), undefinedError(127)}
}
-- ASN1STOP
```

## **5.9.11 Function (ES10b): RetrieveNotificationsList**

**Related Procedures:** Generic eUICC Package Download and Execution

**Function Provider Entity:** ISD-R (IPA Services)

### **Description:**

This function retrieves the list of pending Notifications for installed Profiles and/or eUICC Package Results.

### **Command Data**

The command data SHALL be coded as follows:

```
-- ASN1START
RetrieveNotificationsListRequest ::= [43] SEQUENCE { -- Tag 'BF2B'
    searchCriteria CHOICE {
        seqNumber [0] INTEGER,
        profileManagementOperation [1] NotificationEvent,
        euiccPackageResults [2] NULL
    } OPTIONAL
}
-- ASN1STOP
```

The `searchCriteria` data object can be used to filter the list of Notifications or eUICC Package Results that the eUICC SHALL return.

- `seqNumber` indicates that the eUICC SHALL return either a Notification or an eUICC Package Result that has the sequence number.

- A bit set to 1 in the `profileManagementOperation` indicates that the eUICC SHALL return all the Notifications corresponding to this type. The type `notificationInstall` SHALL include `ProfileInstallationResult`.
- `euiccPackageResults` indicates that the eUICC SHALL return all the eUICC Package Results.

If `searchCriteria` data object is omitted, the eUICC SHALL return all stored Notifications that are in the format of `PendingNotificationList`..

### **Response Data**

The response data SHALL contain the list of `PendingNotification` data objects or `EuiccPackageResult` data objects. The list SHALL be filtered according to the command data. The eUICC MAY provide the Notifications and/or eUICC Package Results in any order within each list. The list SHALL be empty if there are no pending Notifications or eUICC Package Results matching the filtering criteria.

The following is the definition of the `RetrieveNotificationsListResponse` data object

```
-- ASN1START
RetrieveNotificationsListResponse ::= [43] CHOICE { -- Tag 'BF2B'
  notificationList PendingNotificationList, -- Tag 'A0'
  notificationsListResultError INTEGER { undefinedError(127)}, -- Tag '81'
  euiccPackageResultList EuiccPackageResultList -- Tag 'A2'
}
-- ASN1STOP
```

The `PendingNotification` is either a `ProfileInstallationResult` or an `OtherSignedNotification` according to definition in section 5.7.10 of SGP.22 [4].

### **5.9.12 Function (ES10b): RemoveNotificationFromList**

**Related Procedures:** Profile Download and Installation, Generic eUICC Package Download and Execution

**Function Provider Entity:** ISD-R (IPA Services)

#### **Description:**

This function is identical to the `ES10b.RemoveNotificationFromList` function defined in section 5.7.11 of SGP.22 [4], where the IPA plays the role of LPA, with the addition that besides Notifications the function is also used to delete eUICC Package Results. Hence, the provided `seqNumber` in `NotificationSentRequest` provided by IPA is either a `seqNumber` of a Notification or a `seqNumber` of an eUICC Package Result.

### **5.9.13 Function (ES10b): GetRAT**

**Related Procedures:** Profile Download and Installation

**Function Provider Entity:** ISD-R (IPA Services)

#### **Description:**

This function is identical to the ES10b.GetRAT function defined in section 5.7.22 of SGP.22 [4], where the IPA plays the role of LPA.

#### **5.9.14 Function (ES10b): GetProfilesInfo**

**Related Procedures:** Profile Download and Installation

**Function Provider Entity:** ISD-R (IPA Services)

##### **Description:**

This function is based on the ES10c.GetProfilesInfo function defined in section 5.7.15 of SGP.22 [4], where the IPA plays the role of LPA.

The ProfileInfo data object as defined in SGP.22[4] SHALL be replaced by the definition of the section 4.4 of this document. The section 4.4 describes the additional tags.

#### **5.9.15 Function (ES10b): ImmediateEnable**

**Related Procedures:** Profile Download and Installation

**Function Provider Entity:** ISD-R (IPA Services)

##### **Description:**

This function is used by the IPA to request immediate Profile enabling without eIM involvement. The eUICC MAY be configured to support the immediate enabling.

On reception of this function call, the eUICC SHALL:

- Verify that, except for Notification retrieval commands, the previous ES10 function was an ES10b.LoadBoundProfilePackage. If not, the eUICC SHALL return an error code `noSessionContext`.
- Verify that immediate enabling was granted for the newly installed Profile. If not, the eUICC SHALL return an error code `immediateEnableNotAvailable`.
- Verify that the target Profile is not an Emergency Profile. If it is an Emergency Profile with `ecallIndication` set to TRUE, the eUICC SHALL return an error code `immediateEnableNotAvailable`.

If the `refreshFlag` is not set, the eUICC SHALL then:

- Check whether there is a proactive session ongoing (which the Device did not terminate). If so:
  - the eUICC MAY terminate the ImmediateEnable command with error '`catBusy`'.
  - If the eUICC does not terminate the ImmediateEnable command with error '`catBusy`', the eUICC SHALL internally terminate the proactive session and ignore any incoming TERMINAL RESPONSE from that proactive session.
- Close all logical channels which still have an application of the currently Enabled Profile selected (which the IoT Device did not close), without generating an error.
- Reset the PIN status.

- Disable the currently Enabled Profile (if any).
- Enable the downloaded Profile.
- Reset any authorisation previously granted to use the Profile Rollback Mechanism (and any related data).
- Implicitly select the MF on the basic logical channel.
- Return 'ok' to the IPA.

If the `refreshFlag` is set:

- If there is a proactive session ongoing;
  - The eUICC MAY terminate the `ImmediateEnable` command with error '`catBusy`'.
  - If the eUICC does not terminate the `ImmediateEnable` command with error '`catBusy`', the eUICC SHALL internally terminate the proactive session and send the `REFRESH` command as the next proactive command. If a `TERMINAL RESPONSE` is still outstanding, the `REFRESH` command SHALL only be sent after reception of the `TERMINAL RESPONSE`.
- Otherwise, the eUICC SHALL:
  - Mark the currently Enabled Profile as "to be disabled" (if any).
  - Mark the target Profile as "to be enabled".
  - Return 'ok' to the IPA.
  - Send the `REFRESH` command in "eUICC Profile State Change" mode (if supported by the IoT Device) or "UICC Reset" mode to the IoT Device according to ETSI TS 102 223 [5].
  - Upon reception of the Terminal Response with result "command performed successfully" or upon reset of the eUICC, disable the currently Enabled Profile (if any) and enable the downloaded Profile.
  - Upon reception of the Terminal Response with result "temporary problem with executing command" or "permanent problem with executing command", the eUICC SHALL NOT disable the currently Enabled Profile (if any) nor enable the downloaded Profile. Subsequent actions are implementation specific.

### **Command Data**

The command data SHALL be encoded as follows:

```
-- ASN1START
ImmediateEnableRequest ::= [90] SEQUENCE { -- Tag 'BF5A'
    refreshFlag BOOLEAN -- indicating whether REFRESH is required
}
-- ASN1STOP
```

### **Response Data**

The response data SHALL be encoded as follows:

```
-- ASN1START
ImmediateEnableResponse ::= [90] SEQUENCE { -- Tag 'BF5A'
    immediateEnableResult [0] INTEGER {
        ok(0),
        immediateEnableNotAvailable (1),
        noSessionContext(4),
        catBusy(5),
        undefinedError(127)
    }
}
```



```
}  
}  
-- ASN1STOP
```

### 5.9.16 Function (ES10b): ProfileRollback

**Related Procedures:** Generic eUICC Package Download and Execution, Profile State Management.

**Function Provider Entity:** ISD-R (IPA Services)

#### Description:

This function is used by the IPA to request to roll back to the previously Enabled Profile, if any. If the usage of the Rollback Mechanism had been previously granted by the eIM (i.e., in the last enable PSMO), this function disables the currently Enabled Profile and enables the Profile, if any, that was enabled before the processing of the last eUICC Package. This SHALL be performed in an atomic way, meaning that in case of any error during the function execution, the command SHALL stop and SHALL leave the involved Profiles in their original states (prior to function execution).

**NOTE:** Before calling the ProfileRollback function with the `refreshFlag` not being set, the IoT Device has the responsibility to ensure that the relevant conditions for use are met, as indicated for the ES10c.EnableProfile function in section 3.2.1 of SGP.22 [4].

In the following procedure, the target Profile designates the Profile (if any) that was enabled before the processing of the last eUICC Package, and which is to be re-enabled.

Upon reception of the ProfileRollback command, the eUICC SHALL:

- Check whether the usage of the Rollback Mechanism had been previously granted by the eIM. If not, the procedure SHALL stop, and the result of this function SHALL indicate an error ('rollbackNotAllowed').
- Check whether a Profile is currently enabled. If not, the procedure SHALL stop, and the result of this function shall indicate an error ('commandError').

If the `refreshFlag` is not set, the eUICC SHALL:

- Check whether there is a proactive session ongoing (which the Device did not terminate). If so:
  - the eUICC MAY terminate the “ES10b.ProfileRollback” function with error 'catBusy'.
  - If the eUICC does not terminate the “ES10b.ProfileRollback” function with error 'catBusy', the eUICC SHALL internally terminate the proactive session and ignore any incoming TERMINAL RESPONSE from that proactive session.
- Close all logical channels which still have an application of the currently Enabled Profile selected (which the Device did not close), without generating an error.
- Reset the PIN status.

- Disable the currently Enabled Profile.
- Enable the target Profile (if any).
- Implicitly select the MF on the basic logical channel.
- Generate a new eUICC Package Result including an additional ProfileRollbackResult (see Response Data below) and remove the previous eUICC Package Result (which is now obsolete).
- Return 'ok' and the newly generated eUICC Package Result to the IPA.

NOTE: For subsequent actions by the Device following the enablement of the target Profile, see ES10c.EnableProfile function in section 3.2.1 of SGP.22 [4].

If the `refreshFlag` is set:

- If there is a proactive session ongoing;
  - The eUICC MAY terminate the "ES10b.ProfileRollback" function with error 'catBusy'.
  - If the eUICC does not terminate the "ES10b.ProfileRollback" function with error 'catBusy', the eUICC SHALL internally terminate the proactive session and send the REFRESH command as the next proactive command. If a TERMINAL RESPONSE is still outstanding, the REFRESH command SHALL only be sent after reception of the TERMINAL RESPONSE.
- Otherwise, the eUICC SHALL:
  - Mark the currently Enabled Profile as "to be disabled".
  - Mark the target Profile (if any) as "to be enabled".
  - Generate a new eUICC Package Result including an additional ProfileRollbackResult (see Response Data below) and remove the previous eUICC Package Result (which is now obsolete).
  - Return 'ok' and the newly generated eUICC Package Result to the IPA.
  - Send the REFRESH command in "eUICC Profile State Change" mode (if supported by the Device) or "UICC Reset" mode to the Device according to ETSI TS 102 223 [5].
  - Upon reception of the Terminal Response with result "command performed successfully" or upon reset of the eUICC, disable the currently Enabled Profile and enable the target Profile (if any).
  - Upon reception of the Terminal Response with result "temporary problem with executing command" or "permanent problem with executing command", the eUICC SHALL NOT disable the currently Enabled Profile nor Enable the target Profile (if any). Subsequent actions are implementation specific.

The eUICC MAY start a new proactive UICC session only after a new TERMINAL PROFILE command is executed.

- If the currently Enabled Profile was successfully disabled, the eUICC SHALL generate as many Notifications as configured in its metadata

(notificationConfigurationInfo) in the format of OtherSignedNotification.

- If the target Profile is successfully enabled, the eUICC SHALL generate as many Notifications as configured in its metadata (notificationConfigurationInfo) in the format of OtherSignedNotification.

### **Command Data**

The command data SHALL be coded as follows:

```
-- ASN1START
ProfileRollbackRequest ::= [88] SEQUENCE { -- Tag 'BF58'
    refreshFlag BOOLEAN -- indicating whether REFRESH is required
}
-- ASN1STOP
```

### **Response Data**

The response data SHALL be coded as follows:

```
-- ASN1START
ProfileRollbackResponse ::= [88] SEQUENCE { -- Tag 'BF58'
    cmdResult INTEGER {
        ok(0),
        rollbackNotAllowed(1), -- Usage of rollback was not granted by the eIM
        catBusy(5),
        commandError(7),
        undefinedError(127)
    },
    eUICCPackageResult [81] EuiccPackageResult OPTIONAL
}
-- ASN1STOP
```

The eUICCPackageResult SHALL be present if the cmdResult is 'ok' (i.e., a Rollback Mechanism has been executed by the eUICC). In this case, the eUICCPackageResult SHALL include the same eimId, counterValue, eimTransactionId as the result generated for the previous eUICC Package, its seqNumber SHALL be incremented, and its eUICCResultData SHALL include the same PSMO results followed by an additional RollbackProfileResult (see section 2.11.2.1).

## **5.9.17 Function (ES10b): ConfigureImmediateProfileEnabling**

**Related Procedures:** Configure by IPA of Immediate Profile Enabling.

**Function Provider Entity:** eUICC (ISD-R)

### **Description:**

This function is used by the IPA to activate or deactivate immediate Profile enabling in the eUICC and to add or update immediate enabling data used in the immediate Profile enabling.

Upon reception of this function call, the eUICC SHALL:

- Check if any eIM Configuration Data is already present in the eUICC. If so, the eUICC SHALL return an error code associatedEimAlreadyExists.
- Check if immediateEnableFlag is present in the command data. If immediateEnableFlag is present and immediate Profile enabling is not activated, the eUICC SHALL activate immediate Profile enabling. If immediateEnableFlag is

not present and immediate Profile enabling is activated, the eUICC SHALL deactivate immediate Profile enabling. In all other cases, the immediate Profile enabling state is left unchanged.

- Check if default SM-DP+ data (defaultSmdpOid and/or defaultSmdpAddress) is present in the command data. If so, and if the eUICC has enough memory to store it, the eUICC SHALL store it for use in the immediate Profile enabling. If there is not enough memory, the eUICC SHALL return an error code `insufficientMemory`.

The function SHALL be performed in an atomic way, meaning that in case of any error during the function execution, the command SHALL stop and SHALL leave the immediate Profile enabling configuration in its original state prior to function execution.

### **Command Data**

The command data SHALL be coded as follows:

```
-- ASN1START
ConfigureImmediateProfileEnablingRequest ::= [89] SEQUENCE { -- Tag 'BF59'
    immediateEnableFlag [0] NULL OPTIONAL,
    defaultSmdpOid [1] OBJECT IDENTIFIER OPTIONAL,
    defaultSmdpAddress [2] UTF8String OPTIONAL
}
-- ASN1STOP
```

### **Response Data**

The response data SHALL be coded as follows:

```
-- ASN1START
ConfigureImmediateProfileEnablingResponse ::= [89] SEQUENCE { -- Tag 'BF59'
    configImmediateEnableResult [0] INTEGER {
        ok(0),
        insufficientMemory(1),
        associatedEimAlreadyExists(2),
        undefinedError(127)
    }
}
-- ASN1STOP
```

## **5.9.18 Function (ES10b): GetEimConfigurationData**

**Related Procedures:** Reading eIM Configuration Data by IPA

**Function Provider Entity:** eUICC (ISD-R)

### **Description:**

This function is used by the IPA to read eIM Configuration Data stored in the eUICC.

### **Command Data**

The command data SHALL be coded as follows:

```
-- ASN1START
GetEimConfigurationDataRequest ::= [85] SEQUENCE { -- Tag 'BF55'
    searchCriteria CHOICE {
        eimId [0] UTF8String (SIZE(1..128))
    } OPTIONAL
}
-- ASN1STOP
```

The `searchCriteria` data object can be used to filter the list of eIM Configuration Data that the eUICC SHALL return.

- `eimId` is the eIM identifier defined in the section 4.3 of this document. It indicates that the eUICC SHALL return the eIM Configuration Data having the specified `eimId`.

If `searchCriteria` data object is omitted, the eUICC SHALL return all stored eIM Configuration Data.

### **Response Data**

The response data SHALL be coded as follows:

```
-- ASN1START
GetEimConfigurationDataResponse ::= [85] SEQUENCE { -- Tag 'BF55'
    eimConfigurationDataList [0] SEQUENCE OF EimConfigurationData
}
-- ASN1STOP
```

In each `EimConfigurationData` entry of the `eimConfigurationDataList`, the eUICC SHALL provide `eimId`, `eimFqdn` (if present), `eimIdType`, `trustedPublicKeyDataTls` (if present), `eimSupportedProtocol`, `euiccCiPKId` (if present) and, if configured, `associationToken`, and MAY additionally provide either `eimPublicKey` or `eimCertificate`. The eUICC SHALL NOT provide `counterValue`.

If there is no eIM Configuration Data stored in the eUICC, or if there is no eIM Configuration Data matching to the `searchCriteria` (if received), the eUICC SHALL return an empty list in the `eimConfigurationDataList`.

#### **5.9.19 Function (ES10b): GetEID**

**Related Procedures:** Profile Download and Installation

**Function Provider Entity:** ISD-R (IPA Services)

##### **Description:**

This function is identical to the ES10c.GetEID function defined in section 5.7.20 of SGP.22 [4], where the IPA plays the role of LPA.

#### **5.9.20 Function (ES10b): ExecuteFallbackMechanism**

**Function Provider:** ISD-R (IPA Services)

**Function Caller:** IPA

##### **Description:**

This function is OPTIONAL for the eUICC and MAY be used by the IPA to instruct the eUICC to enable the Fallback Profile and to disable the currently Enabled Profile.

This function SHALL be performed in an atomic way, meaning that in case of any error during the function execution, the command SHALL stop and SHALL leave the involved Profiles in their original states (prior to function execution).

Upon reception of this function, the ISD-R SHALL:

- verify that there is an enabled Profile. If no, the procedure SHALL stop and the result of this command SHALL indicate error ('commandError(7)').
- verify that the `fallbackAttribute` is set for a Profile on the eUICC. If not, the procedure SHALL stop, and the result of this command SHALL indicate an error ('fallbackNotAvailable(6)').
- verify that the Emergency Profile is disabled. If it is enabled, the procedure SHALL stop and the result of this command SHALL indicate error ('eCallActive(104)').
- verify that the Fallback Profile is disabled. If not, the procedure SHALL stop, and the result of this command SHALL indicate an error ('profileNotInDisabledState').

If the `refreshFlag` is not set, the eUICC SHALL:

- Check whether there is a proactive session ongoing (which the Device did not terminate). If so:
  - the eUICC MAY terminate the “ES10b.ExecuteFallbackMechanism” function with error 'catBusy'.
  - If the eUICC does not terminate the “ES10b.ExecuteFallbackMechanism” function with error 'catBusy', the eUICC SHALL internally terminate the proactive session and ignore any incoming TERMINAL RESPONSE from that proactive session.
- Close all logical channels which still have an application of the currently Enabled Profile selected (which the Device did not close), without generating an error.
- Reset the PIN status.
- Disable the currently Enabled Profile.
- Enable the Fallback Profile.
- Reset any authorisation previously granted to use the Profile Rollback Mechanism (and any related data).
- Implicitly select the MF on the basic logical channel.
- Return 'ok' to the IPA.

If the `refreshFlag` is set:

- If there is a proactive session ongoing;
  - The eUICC MAY terminate the “ES10b.ExecuteFallbackMechanism” function with error 'catBusy'.
  - If the eUICC does not terminate the “ES10b.ExecuteFallbackMechanism” function with error 'catBusy', the eUICC SHALL internally terminate the proactive session and send the REFRESH command as the next proactive command. If a

TERMINAL RESPONSE is still outstanding, the REFRESH command SHALL only be sent after reception of the TERMINAL RESPONSE.

- Otherwise, the eUICC SHALL:
  - Mark the currently Enabled Profile as "to be disabled".
  - Mark the target Fallback Profile as "to be enabled".
  - Reset any authorisation previously granted to use the Profile Rollback Mechanism (and any related data).
  - Return 'ok' to the IPA.
  - Send the REFRESH command in "eUICC Profile State Change" mode (if supported by the IoT Device) or "UICC Reset" mode to the IoT Device according to ETSI TS 102 223 [5].
  - Upon reception of the Terminal Response with result "command performed successfully" or upon reset of the eUICC, disable the currently Enabled Profile and enable the target Fallback Profile.
  - Upon reception of the Terminal Response with result "temporary problem with executing command" or "permanent problem with executing command", the eUICC SHALL NOT disable the currently Enabled Profile nor Enable the targeted Fallback Profile. Subsequent actions are implementation specific.

The eUICC MAY start a new proactive UICC session only after a new TERMINAL PROFILE command is executed.

- If the currently Enabled Profile was successfully disabled, the eUICC SHALL generate as many Notifications as configured in its metadata (`notificationConfigurationInfo`) in the format of `OtherSignedNotification`.
- If the Fallback Profile is successfully enabled, the eUICC SHALL generate as many Notifications as configured in its metadata (`notificationConfigurationInfo`) in the format of `OtherSignedNotification`.

### **Command Data**

The command data SHALL be coded as follows:

```
-- ASN1START
ExecuteFallbackMechanismRequest ::= [93] SEQUENCE { -- Tag ' BF5D'
    refreshFlag BOOLEAN -- indicating whether REFRESH is required
}
-- ASN1STOP
```

### **Response Data**

The response data SHALL be coded as follows:

```
-- ASN1START
ExecuteFallbackMechanismResponse ::= [93] SEQUENCE { -- Tag ' BF5D'
    executeFallbackMechanismResult [0] INTEGER {
```

```
ok(0),
profileNotInDisabledState(2),
catBusy(5),
fallbackNotAvailable(6), -- Fallback Attribute not set
commandError(7),
ecallActive(104),
undefinedError(127)
}
}
-- ASN1STOP
```

**NOTE:** It's IoT Device implementation specific to decide when the IPA calls the ReturnFromFallback function.

### 5.9.21 Function (ES10b): ReturnFromFallback

**Function Provider:** ISD-R (IPA Services)

**Function Caller:** IPA

#### **Description:**

This function is OPTIONAL for the eUICC and MAY be used by the IPA to instruct the eUICC to return from the Fallback Profile. It disables the currently enabled Fallback Profile and enables the Profile that was previously enabled prior to enabling the Fallback Profile. If “ES10b.ExecuteFallbackMechanism” function is supported, this function SHALL also be supported.

This function SHALL be performed in an atomic way, meaning that in case of any error during the function execution, the command SHALL stop and SHALL leave the involved Profiles in their original states (prior to function execution).

Upon reception of this function, the ISD-R SHALL:

- check if the currently enabled Profile is the Fallback Profile. If not, the procedure SHALL stop, and the result of this command SHALL indicate an error ('fallbackNotAvailable (6)').

If the `refreshFlag` is not set, the eUICC SHALL:

- Check whether there is a proactive session ongoing (which the Device did not terminate). If so:
  - the eUICC MAY terminate the “ES10b.ReturnFromFallback” function with error 'catBusy'.
  - If the eUICC does not terminate the “ES10b.ReturnFromFallback” function with error 'catBusy', the eUICC SHALL internally terminate the proactive session and ignore any incoming TERMINAL RESPONSE from that proactive session.
- Close all logical channels which still have an application of the currently Enabled Fallback Profile selected (which the Device did not close), without generating an error.
- Reset the PIN status.



- Disable the currently enabled Fallback Profile.
- Enable the Profile that was previously enabled (prior to enabling the Fallback Profile).
- Implicitly select the MF on the basic logical channel.
- Return 'ok' to the IPA.

If the `refreshFlag` is set:

- If there is a proactive session ongoing;
  - The eUICC MAY terminate the "ES10b.ReturnFromFallback" function with error 'catBusy'.
  - If the eUICC does not terminate the "ES10b.ReturnFromFallback" function with error 'catBusy', the eUICC SHALL internally terminate the proactive session and send the REFRESH command as the next proactive command. If a TERMINAL RESPONSE is still outstanding, the REFRESH command SHALL only be sent after reception of the TERMINAL RESPONSE.
- Otherwise, the eUICC SHALL:
  - Mark the currently enabled Fallback Profile as "to be disabled".
  - Mark the previously enabled Profile as "to be enabled".
  - Return 'ok' to the IPA.
  - Send the REFRESH command in "eUICC Profile State Change" mode (if supported by the IoT Device) or "UICC Reset" mode to the IoT Device according to ETSI TS 102 223 [5].
  - Upon reception of the Terminal Response with result "command performed successfully" or upon reset of the eUICC, disable the currently enabled Fallback Profile and enable the previously enabled Profile.
  - Upon reception of the Terminal Response with result "temporary problem with executing command" or "permanent problem with executing command", the eUICC SHALL NOT disable the currently enabled Fallback Profile nor enable the previously enabled Profile. Subsequent actions are implementation specific.

The eUICC MAY start a new proactive UICC session only after a new TERMINAL PROFILE command is executed.

- If the currently enabled Fallback Profile was successfully disabled, the eUICC SHALL generate as many Notifications as configured in its metadata (`notificationConfigurationInfo`) in the format of `OtherSignedNotification`.
- If the previously enabled Profile is successfully enabled, the eUICC SHALL generate as many Notifications as configured in its metadata (`notificationConfigurationInfo`) in the format of `OtherSignedNotification`.

### **Command Data**

The command data SHALL be coded as follows:

```
-- ASN1START
ReturnFromFallbackRequest ::= [94] SEQUENCE { -- Tag 'BF5E'
    refreshFlag BOOLEAN -- indicating whether REFRESH is required
}
-- ASN1STOP
```

### **Response Data**

The response data SHALL be coded as follows:

```
-- ASN1START
ReturnFromFallbackResponse ::= [94] SEQUENCE { -- Tag 'BF5E'
    returnFromFallbackResult [0] INTEGER {
        ok(0),
        catBusy(5),
        fallbackNotAvailable(6), -- Fallback Attribute not set
        commandError(7),
        undefinedError(127)
    }
}
-- ASN1STOP
```

## **5.9.22 Function (ES10b): EnableEmergencyProfile**

**Function Provider:** eUICC

### **Description:**

This function is OPTIONAL for eUICC and IPA, and MAY be used by the IPA to instruct the eUICC to enable the Emergency Profile with `ecallIndication` set to TRUE.

This function disables the currently Enabled Profile and enables the Emergency Profile. This function SHALL be performed in an atomic way, meaning that in case of any error during the function execution, the command SHALL stop and SHALL leave the involved Profiles in their original states (prior to function execution).

Upon enabling the Emergency Profile, the eUICC SHALL NOT generate any Notifications.

The Emergency Profile SHALL remain enabled until the IoT Device disables it again using the ES10b.DisableEmergencyProfile function, i.e. it remains enabled even after restart of the IoT Device.

Upon reception of this function, the eUICC SHALL:

- check if the Emergency feature is supported. If not, the procedure SHALL stop, and the result of this command SHALL indicate an error ('`ecallNotAvailable`').
- verify that the Emergency Profile (Profile with the `ecallIndication` set to TRUE) is available. If not, the procedure SHALL stop, and the result of this command SHALL indicate an error ('`ecallNotAvailable`').

- verify that the selected Emergency Profile is disabled. If not, the procedure SHALL stop, and the result of this command SHALL indicate an error (`profileNotInDisabledState`).

If the `refreshFlag` is not set, the eUICC SHALL:

- Check whether there is a proactive session ongoing (which the Device did not terminate). If so:
  - the eUICC MAY terminate the “ES10b.EnableEmergencyProfile” function with error `'catBusy'`.
  - If the eUICC does not terminate the “ES10b.EnableEmergencyProfile” function with error `'catBusy'`, the eUICC SHALL internally terminate the proactive session and ignore any incoming TERMINAL RESPONSE from that proactive session.
- Close all logical channels which still have an application of the currently Enabled Profile selected (which the IoT Device did not close), without generating an error.
- Reset the PIN status.
- Disable the currently Enabled Profile.
- Enable the Emergency Profile.
- Reset any authorisation previously granted to use the Profile Rollback Mechanism (and any related data).
- Implicitly select the MF on the basic logical channel.
- Return `'ok'` to the IPA.

If the `refreshFlag` is set:

- If there is a proactive session ongoing;
  - The eUICC MAY terminate the “ES10b.EnableEmergencyProfile” function with error `'catBusy'`.
  - If the eUICC does not terminate the “ES10b.EnableEmergencyProfile” function with error `'catBusy'`, the eUICC SHALL internally terminate the proactive session and send the REFRESH command as the next proactive command. If a TERMINAL RESPONSE is still outstanding, the REFRESH command SHALL only be sent after reception of the TERMINAL RESPONSE.
- Otherwise, the eUICC SHALL:
  - Mark the currently Enabled Profile as "to be disabled".
  - Mark the target Emergency Profile as "to be enabled".
  - Return `'ok'` to the IPA.
  - Send the REFRESH command in "eUICC Profile State Change" mode (if supported by the IoT Device) or "UICC Reset" mode to the IoT Device according to ETSI TS 102 223 [5].
  - Upon reception of the Terminal Response with result "command performed successfully" or upon reset of the eUICC, disable the currently Enabled Profile and enable the Emergency Profile.
  - Upon reception of the Terminal Response with result "temporary problem with executing command" or "permanent problem with executing command", the

eUICC SHALL NOT disable the currently Enabled Profile nor enable the Emergency Profile. Subsequent actions are implementation specific.

The eUICC MAY start a new proactive UICC session only after a new TERMINAL PROFILE command is executed.

When the Emergency Profile is enabled, the eUICC SHALL reject an incoming `EuiccPackageRequest` with the appropriate error code as defined in section 2.11.2.1.

### **Command Data**

The command data SHALL be coded as follows:

```
-- ASN1START
EnableEmergencyProfileRequest ::= [91] SEQUENCE { -- Tag 'BF5B'
    refreshFlag BOOLEAN -- indicating whether REFRESH is required
}
-- ASN1STOP
```

### **Response Data**

The response data SHALL be coded as follows:

```
-- ASN1START
EnableEmergencyProfileResponse ::= [91] SEQUENCE { -- Tag 'BF5B'
    enableEmergencyProfileResult [0] INTEGER {
        ok(0),
        profileNotInDisabledState(2),
        catBusy(5),
        ecallNotAvailable(8), -- Emergency Profile does not exist
        undefinedError(127)
    }
}
-- ASN1STOP
```

## **5.9.23 Function (ES10b): DisableEmergencyProfile**

**Function Provider:** eUICC

### **Description:**

This function is OPTIONAL for eUICC and IPA, and MAY be used by the IPA to instruct the eUICC to disable the Emergency Profile. If “ES10b.EnableEmergencyProfile” function is supported, this function SHALL also be supported.

This function disables the currently enabled Emergency Profile and enables the Profile that was previously enabled prior to enabling the Emergency Profile. This function SHALL be performed in an atomic way, meaning that in case of any error during the function execution, the command SHALL stop and SHALL leave the involved Profiles in their original states (prior to function execution).

Upon reception of this function, the eUICC SHALL:

- check if the Emergency feature is supported. If not, the procedure SHALL stop, and the result of this command SHALL indicate an error ('eCallNotAvailable').
- verify that the Emergency Profile (Profile with the `eCallIndication` set to TRUE) is available. If not, the procedure SHALL stop, and the result of this command SHALL indicate an error ('eCallNotAvailable').
- verify that the selected Emergency Profile is enabled. If not, the procedure SHALL stop, and the result of this command SHALL indicate an error ('profileNotInEnabledState').

If the `refreshFlag` is not set, the eUICC SHALL:

- Check whether there is a proactive session ongoing (which the IoT Device did not terminate). If so:
  - the eUICC MAY terminate the “ES10b.DisableEmergencyProfile” function with error 'catBusy'.
  - If the eUICC does not terminate the “ES10b.DisableEmergencyProfile” function with error 'catBusy', the eUICC SHALL internally terminate the proactive session and ignore any incoming TERMINAL RESPONSE from that proactive session.
- Close all logical channels which still have an application of the currently Enabled Profile selected (which the IoT Device did not close), without generating an error.
- Reset the PIN status.
- Disable the Emergency Profile.
- Enable the previously Enabled Profile.
- Reset any authorisation previously granted to use the Profile Rollback Mechanism (and any related data).
- Implicitly select the MF on the basic logical channel.
- Return 'ok' to the IPA.

If the `refreshFlag` is set:

- If there is a proactive session ongoing;
  - The eUICC MAY terminate the “ES10b.EnableEmergencyProfile” function with error 'catBusy'.
  - If the eUICC does not terminate the “ES10b.EnableEmergencyProfile” function with error 'catBusy', the eUICC SHALL internally terminate the proactive session and send the REFRESH command as the next proactive command. If a TERMINAL RESPONSE is still outstanding, the REFRESH command SHALL only be sent after reception of the TERMINAL RESPONSE.
- Otherwise, the eUICC SHALL:
  - Mark the Emergency Profile as "to be disabled".
  - Mark the previously Enabled Profile as "to be enabled".
  - Return 'ok' to the IPA.
  - Send the REFRESH command in "eUICC Profile State Change" mode (if supported by the IoT Device) or "UICC Reset" mode to the IoT Device according to ETSI TS 102 223 [5].
  - Upon reception of the Terminal Response with result "command performed successfully" or upon reset of the eUICC, disable the Emergency Profile and enable the previously Enabled Profile.

- Upon reception of the Terminal Response with result "temporary problem with executing command" or "permanent problem with executing command", the eUICC SHALL NOT disable the Emergency Profile nor enable the previous Enabled Profile. Subsequent actions are implementation specific.

The eUICC MAY start a new proactive UICC session only after a new TERMINAL PROFILE command is executed.

- If the Emergency Profile is successfully disabled, the eUICC MAY generate as many Notifications as configured in its Profile Metadata (notificationConfigurationInfo) in the format of OtherSignedNotification.
- If the previously enabled Profile is successfully enabled, the eUICC MAY generate as many Notifications as configured in its Profile Metadata (notificationConfigurationInfo) in the format of OtherSignedNotification.

### **Command Data**

```
-- ASN1START
DisableEmergencyProfileRequest ::= [92] SEQUENCE { -- Tag 'BF5C'
    refreshFlag BOOLEAN -- indicating whether REFRESH is required
}
-- ASN1STOP
```

### **Response Data**

```
-- ASN1START
DisableEmergencyProfileResponse ::= [92] SEQUENCE { -- Tag 'BF5C'
    disableEmergencyProfileResult [0] INTEGER {
        ok(0),
        profileNotInEnabledState(2),
        catBusy(5),
        undefinedError(127)
    }
}
-- ASN1STOP
```

## **5.9.24 Function (ES10b): GetConnectivityParameters**

**Related Procedures:** eIM Package Retrieval, Indirect Profile Download

**Function Provider Entity:** eUICC (ISD-R)

**Function Caller Entity:** IPA

### **Description:**

This function is used by the IPA to read the HTTP/CoAP Connectivity Parameters of the currently enabled Profile, if available. The Connectivity Parameters for HTTP protocol SHOULD be provided as part of an Profile Package as described in the TCA Profile Interoperability Technical Specification [29]. They can be updated by the operator using ES6 as described in section 3.13 (Connectivity Parameters Update by Operator) of SGP.02 [6].

If available, the Connectivity Parameters for HTTP protocol SHALL be returned in the `httpParams` field described below. The format of this field is identical to that described in Table 95 of SGP.02 [6].

If not available, the `parametersNotAvailable` error SHALL be returned.

### **Command Data**

The command data SHALL be coded as follows:

```
-- ASN1START
GetConnectivityParametersRequest ::= [95] SEQUENCE { -- Tag 'BF5F'
}
-- ASN1STOP
```

### **Response Data**

The response data object SHALL be coded as follows:

```
-- ASN1START
GetConnectivityParametersResponse ::= [95] CHOICE { -- Tag 'BF5F'
  connectivityParameters ConnectivityParameters,
  connectivityParametersError ConnectivityParametersError
}

ConnectivityParameters ::= SEQUENCE {
  httpParams [1] OCTET STRING OPTIONAL -- Also used for CoAP
}

ConnectivityParametersError ::= INTEGER {
  parametersNotAvailable(1),
  undefinedError(127)
}
-- ASN1STOP
```

## **5.9.25 Function (ES10b): SetDefaultDpAddress**

**Function Provider Entity:** ISD-R (IPA Services)

### **Description:**

NOTE: ES10a.SetDefaultDpAddress function defined in SGP.22 [4] has a tag number 'BF3F'.

This function is used to update the default SM-DP+ address.

ES10b.SetDefaultDpAddress SHALL only be used if immediate enable is not configured. In case it is configured and the eUICC receives an ES10b.SetDefaultDpAddress, the eUICC SHALL reject the command with error code "undefinedError".

If the provided UTF8 string is not empty, it SHALL constitute the new default SM-DP+ address.

If the provided UTF8 string is empty, an existing default SM-DP+ address SHALL be removed.

### **Command Data**

The command data SHALL be coded as follows:

```
-- ASN1START
SetDefaultDpAddressRequest ::= [101] SEQUENCE { -- Tag 'BF65'
    defaultDpAddress UTF8String -- Default SM-DP+ address as an FQDN
}
-- ASN1STOP
```

### **Response Data**

The response data SHALL be coded as follows:

```
-- ASN1START
SetDefaultDpAddressResponse ::= [101] SEQUENCE { -- Tag 'BF65'
    setDefaultDpAddressResult INTEGER { ok (0), undefinedError (127)}
}
-- ASN1STOP
```

## **5.10 ES11 (IPA -- SM-DS)**

ES11 is the interface to retrieve Event Records (see section 3.9.2.1) between:

- The IPA entity.
- The SM-DS.

The IPA SHALL communicate with the SM-DS secured by TLS in server authentication mode as described in section 2.6.4 of this document.

This interface is identical to the ES11 interface defined in section 5.8 of SGP.22 [4], where the IPA plays the role of LPA, except Function (ES11): AuthenticateClient where the EUICCInfo2 in AuthenticateResponseOk is according to Section 5.9.2 of this specification.

## **5.11 ES11' (eIM -- SM-DS)**

ES11' is the interface to retrieve Event Records (see section 3.9.2.2) between:

- The eIM entity.
- The SM-DS.

The eIM SHALL communicate with the SM-DS secured by TLS in server authentication mode as described in section 2.6.4 of this document.

### **5.11.1 Function (ES11'): InitiateAuthentication**

**Related Procedures:** Profile Download and Installation

**Function Provider Entity:** SM-DS



**Function Caller Entity:** eIM

**Description:**

This function SHALL be called by the eIM to authenticate the SM-DS.

This function is identical to the “ES11.InitiateAuthentication” function defined in section 5.8.1 of SGP.22 [4], where the eIM plays the role of LPA. In addition, in case the IPA has sent all the necessary input data in the “ESipa.InitiateAuthentication” function request, the eIM SHALL forward it as an “ES11'.InitiateAuthentication” function request. Otherwise, the eIM SHALL complete the missing input data as described in “ES11.InitiateAuthentication” function as defined in section 5.8.1 of SGP.22 [4].

**5.11.2 Function (ES11'): AuthenticateClient**

**Related Procedures:** Profile Download and Installation

**Function Provider Entity:** SM-DS

**Function Caller Entity:** eIM

**Description:**

This function SHALL be called by the eIM to request the authentication of the eUICC by the SM-DS.

This function is identical to the “ES11.AuthenticateClient” function defined in section 5.8.2 of SGP.22 [4], where the eIM plays the role of LPA and the `EUICCInfo2` in `AuthenticateResponseOk` is according to Section 5.9.2 of this specification.

**5.12 ES12 (SM-DS -- SM-DP+)**

The ES12 is used by the SM-DP+ to manage Event Registration (see section 3.9.1) and Event Deletion (see section 3.9.3). This interface is identical to the one defined in section 5.9 of SGP.22 [4].

**5.13 ESep (eIM -- eUICC)**

ESep is the interface between:

- The eIM entity.
- The eUICC.

The ESep interface is based on the eIM sending a signed `EuiccPackageRequest` to the eUICC containing PSMO(s) or eCO(s) and receiving a signed `EuiccPackageResult` in return from the eUICC containing the execution results. The ESep functions are the PSMOs and eCOs in the eUICC Package.

**5.13.1 Function (ESep): Enable**

**Related Procedures:** Profile State Management

**Function Provider Entity:** eUICC

**Description:**

This function enables an installed Profile in the eUICC. The input data is the `enable` structure defined in section 2.11.1.1.3 and the output is the `enableResult` structure defined in section 2.11.2.1. The function is further described in the Enable Profile procedure defined in section 3.4.1. In addition, the eUICC behaviour with `refreshFlag` set as defined in SGP.22 [4] section 5.7.16 applies.

**5.13.2 Function (ESep): Disable**

**Related Procedures:** Profile State Management

**Function Provider Entity:** eUICC

**Description:**

This function disables an enabled Profile in the eUICC. The input data is the `disable` structure defined in section 2.11.1.1.3 and the output is the `disableResult` structure defined in section 2.11.2.1. The function is further described in the Disable Profile procedure defined in section 3.4.2. In addition, the eUICC behaviour with `refreshFlag` set as defined in SGP.22 [4] section 5.7.17 applies.

**5.13.3 Function (ESep): Delete**

**Related Procedures:** Profile State Management

**Function Provider Entity:** eUICC

**Description:**

This function deletes an installed Profile in the eUICC. The input data is the `delete` structure defined in section 2.11.1.1.3 and the output is the `deleteResult` structure defined in section 2.11.2.1. The function is further described in the Delete Profile procedure defined in section 3.4.3. In addition, the eUICC behaviour as defined in SGP.22 [4] section 5.7.18 applies.

**5.13.4 Function (ESep): ListProfileInfo**

**Related Procedures:** Indirect Profile Download

**Function Provider Entity:** eUICC

**Description:**

This function allows the eIM to retrieve the list of Profile information for installed Profiles including their current state (Enabled/Disabled) and their associated Profile Metadata. The input data is the `listProfileInfo` structure defined in section 2.11.1.1.3 and the output is the `listProfileInfoResult` structure defined in section 2.11.2.1.

### 5.13.5 Function (ESep): GetRAT

**Related Procedures:** Indirect Profile Download

**Function Provider Entity:** eUICC

**Description:**

This function allows the eIM to retrieve the Rules Authorisation Table (RAT) from the eUICC. The input data is the `getRAT` structure defined in section 2.11.1.1.3 and the output is the `getRATResult` structure defined in section 2.11.2.1.

### 5.13.6 Function (ESep): ConfigureImmediateEnable

**Related Procedures:** Configure by eIM of Immediate Profile Enabling

**Function Provider Entity:** eUICC

**Description:**

This function configures the immediate enabling of a Profile in the eUICC. The input data is the `configureImmediateEnable` structure defined in section 2.11.1.1.3 and the output is the `configureImmediateEnableResult` structure defined in section 2.11.2.1. The function is further described in the Configuration by eIM of Immediate Profile Enabling procedure defined in section 3.4.4.

### 5.13.7 Function (ESep): AddEim

**Related Procedures:** Addition of eIM Configuration Data

**Function Provider Entity:** eUICC

**Description:**

This function adds an Associated eIM to the eUICC by providing its eIM Configuration Data including the `eimID` to the eUICC. The input data is the `addEim` structure defined in section 2.11.1.1.2 and the output is the `addEimResult` structure defined in section 2.11.2.1. The function is further described in the Addition of eIM Configuration Data procedure defined in section 3.5.1.1.

### 5.13.8 Function (ESep): UpdateEim

**Related Procedures:** Update of eIM Configuration Data

**Function Provider Entity:** eUICC

**Description:**

This function updates eIM Configuration Data, i.e., the public key or Certificate and the related anti-replay counter value of an Associated eIM with a given `eimID` within the eUICC while keeping the same `eimID`. The input data is the `updateEim` structure defined in section 2.11.1.1.2 and the output is the `updateEimResult` structure defined in section 2.11.2.1. The

function is further described in the Update of eIM Configuration Data procedure defined in section 3.5.1.3.

#### **5.13.9 Function (ESep): DeleteEim**

**Related Procedures:** Deletion of eIM Configuration Data

**Function Provider Entity:** eUICC

##### **Description:**

This function deletes an Associated eIM identified by its `eimID` from the eUICC. If the successfully deleted Associated eIM was the last available Associated eIM, the eUICC SHALL allow ES10b.AddInitialEim again. The input data is the `deleteEim` structure defined in section 2.11.1.1.2 and the output is the `deleteEimResult` structure defined in section 2.11.2.1. The function is further described in the Deletion of eIM Configuration Data procedure defined in section 3.5.1.2.

#### **5.13.10 Function (ESep): ListEim**

**Related Procedures:** Request for a list of Associated eIMs

**Function Provider Entity:** eUICC

##### **Description:**

This function requests the eUICC to provide a list of all currently configured Associated eIMs to the eIM. The input data is the `listEim` structure defined in section 2.11.1.1.2 and the output is the `listEimResult` structure defined in section 2.11.2.1. The function is further described in the Request for a list of Associated eIMs procedure defined in section 3.5.1.4.

#### **5.13.11 Function (ESep): SetDefaultDpAddress**

**Function Provider Entity:** eUICC

##### **Description:**

This function allows the eIM to update the Default SM-DP+ address configured within the eUICC. The input data is the `setDefaultDpAddress` structure defined in section 2.11.1.1.3 and the output is the `setDefaultDpAddressResult` structure defined in section 2.11.2.1.

### **5.14 ESipa (eIM -- IPA)**

This ESipa interface is used between:

- The IPA entity
- The eIM entity.

This section defines the different functions used through the ESipa interface.

#### **5.14.1 Function (ESipa): InitiateAuthentication**

**Related Procedures:** Profile Download and Installation

**Function Provider Entity:** eIM

**Function Caller Entity:** IPA

**Description:**

This function requests the SM-DP+/SM-DS authentication via the eIM. This follows the ES10b.GetEUICCChallenge by the IPA, where the IPA retrieves the relevant information from the eUICC and provides it to the eIM. The eIM SHALL send this information to the SM-DP+/SM-DS to initiate mutual authentication between the eUICC and the SM-DP+/SM-DS.

On reception of this function call, the eIM SHALL call the ES9+'.InitiateAuthentication function / ES11'.InitiateAuthentication based on the received input data. The eIM SHALL identify any missing input data before calling the ES9+'.InitiateAuthentication function/ ES11'.InitiateAuthentication.

The input parameters of this function are identical to those of the “ES9+.InitiateAuthentication” / “ES11.InitiateAuthentication” defined in section 5.6.1/5.8.1 of SGP.22 [4], except the following change in MOC column of the input data table where the euiccInfo1 and smdpAddress are OPTIONAL. An IPA with IPA Capability minimizeEsipaBytes SHOULD NOT send euiccInfo1 and smdpAddress in order to reduce the number of transmitted bytes. In case an Activation Code is used, an IPA with IPA Capability eimDownloadDataHandling SHALL not send smdpAddress. The IPA SHALL include the same eimTransactionId in case it has been sent by the eIM using ProfileDownloadTriggerRequest.

**Additional Input Data:**

Input data name	Description	Type	No.	MOC
euiccChallenge	euiccChallenge generated by the eUICC. IPA can retrieve the euiccChallenge from the eUICC by calling "ES10b.GetEUICCChallenge" (section 5.9.3).	Binary[16]	1	M
euiccInfo1	euiccInfo1 of the eUICC. IPA can retrieve the euiccInfo1 by calling "ES10b.GetEUICCInfo" (section 5.9.2).	Binary <sup>(1)</sup>	1	O
smdpAddress	The SM-DP+/SM-DS Address as known and provided by the IPA.	FQDN	1	O
eimTransactionId	The transaction ID received from the eIM in ProfileDownloadTriggerRequest	Binary[1-16]	1	C
NOTE1: euiccInfo1 SHALL be provided as an encoded EuiccInfo1 data object.				

**Table 8 InitiateAuthentication Additional Input Data**

Upon receiving the ES9+'.InitiateAuthentication / ES11'.InitiateAuthentication response, the eIM SHALL perform the following:

- If the smdpAddress provided as input to ES9+'.InitiateAuthentication / ES11'.InitiateAuthentication did not come from IPA (not present in ESipa.InitiateAuthentication e.g., due to IPA has capability

`eimDownloadDataHandling`), the eIM SHALL verify that the `serverAddress` in `serverSigned1` returned by the SM-DP+/SM-DS matches the `smdpAddress` that the eIM provided as input in `ES9+.InitiateAuthentication`. If not, the procedure SHALL stop and return an error.

- If the Activation Code contains the SM-DP+ OID and is available to the eIM (e.g., due to IPA has capability `eimDownloadDataHandling`), the eIM SHALL check that the SM-DP+ OID from the Activation Code matches the SM-DP+ OID of the SM-DP+ Certificate (`serverCertificate`). If not, the procedure SHALL stop and return an error.
- If IPA does not generate `ctxParams1` (see IPA capability `eimCtxParams1Generation`), the eIM SHALL generate `ctxParams1` based on `matchingId DeviceInfo`. `DeviceInfo` MAY be common for several IoT Devices and MAY have been retrieved from one IoT Device and re-used for other IoT Devices.

The eIM SHALL prepare the `ESipa.InitiateAuthentication` response. The output parameters of this function are identical to those of `ES9+.InitiateAuthentication` / `ES11'.InitiateAuthentication` defined in section 5.6.1/5.8.1 of SGP.22 [4] with the following modifications:

- `transactionId` is conditional since it is also part of `serverSigned1` and SHALL NOT be sent by the eIM to an IPA with IPA Capability `minimizeEsipaBytes` (i.e., IPA is capable of extracting `transactionId` from `serverSigned1`),
- `euiccCiPKIdentifierToBeUsed` SHALL be sent in truncated form (instead of the full CI Public Key Identifier) to an IPA with IPA Capability `minimizeEsipaBytes` to minimize the number of transmitted bytes.
- `ctxParams1` SHALL be provided to IPA if IPA is not capable of generating it (IPA capability `eimCtxParams1Generation`),
- `matchingId` SHALL be provided to the IPA if IPA generates `ctxParams1` and the `matchingId` is available to the eIM but not available to the IPA.

**Additional Output Data:**

Output data name	Description	Type	No.	MOC
<code>transactionId</code>	Transaction ID as generated by the SM-DP+/SM-DS (section 3.1.1.4 of SGP.22 [4]).	Binary[1-16]	1	C
<code>serverSigned1</code>	The data object signed by the SM-DP+.	Binary <sup>(1)</sup>	1	M
<code>serverSignature1</code>	SM-DP+/SM-DS signature	Binary <sup>(1)</sup>	1	M
<code>euiccCiPKIdentifierToBeUsed</code>	CI Public Key Identifier to be used by the eUICC for signature.	Binary <sup>(1,2)</sup>	1	M
<code>serverCertificate</code>	SM-DP+/SM-DS Certificate (CERT.DPauth.ECDSA/ CERT.DSauth.ECDSA)	Binary <sup>(1)</sup>	1	M
<code>matchingId</code>	MatchingID/ EventID as defined in SGP.22 [4] identifying a specific	UTF8String	1	C <sup>(3)</sup>

	management order at the SM-DP+/SM-DS.			
ctxParams1	Data structure used in Common Mutual Authentication.	Binary <sup>(1)</sup>	1	C <sup>(3)</sup>

NOTE 1: serverSigned1, serverSignature1, euiccCiPKIdentifierToBeUsed, serverCertificate, and ctxParams1 are data objects defined in section 5.7.13 (function "ES10b.AuthenticateServer") of SGP.22 [4]. They SHALL be returned as encoded data objects including the tags defined for them in the AuthenticateServerRequest data object.

NOTE 2: euiccCiPKIdentifierToBeUsed contains either the full CI Public Key Identifier or a truncated version of the CI Public Key Identifier where only enough leading bytes of the CI Public Key Identifier are provided for IPA to be able to uniquely locate and extract the chosen CI Public Key Identifier from the euiccCiPKIdListForSigning of eUICCInfo1. If the euiccCiPKIdListForSigning only contains one CI Public Key Identifier, the euiccCiPKIdentifierToBeUsed encoded data object in truncated form indicates a zero length CI Public Key Identifier. The euiccCiPKIdentifierToBeUsed SHALL be sent in truncated form to an IPA with IPA Capability minimizeEsipaBytes. Otherwise, the full CI Public Key Identifier SHALL be used.

NOTE 3: matchingId and ctxParams1 are conditional since either the IPA or the eIM generates the ctxParams1. If the IPA generates ctxParams1 and the matchingId is available to the eIM but not available to the IPA (i.e. IPA sets in IpaCapabilities the value of eimDownloadDataHandling to 1 and the value of eimCtxParams1Generation to 0), the eIM SHALL provide the Matching ID to IPA.

**Table 9 InitiateAuthentication Additional Output Data**

The error codes returned by ESipa.InitiateAuthentication SHALL be the same as those of ES9+'.InitiateAuthentication / ES11'.InitiateAuthentication with the following additions:

- smdpAddressMismatch – indicates an error when matching SM-DP+/SM-DS Address sent in ES9+'.InitiateAuthentication with / ES11'.InitiateAuthentication SM-DP+/SM-DS Address received from the SM-DP+/SM-DS,
- smdpOidMismatch – indicates an error when matching SM-DP+ OID from AC with SM-DP+ OID from SM-DP+ Certificate.
- invalidEimTransactionId – indicates that the eimTransactionID included in the Esipa.InitiateAuthentication is invalid (e.g. absent or related to another transaction).

### 5.14.2 Function: (ESipa) GetBoundProfilePackage

**Related Procedures:** Profile Download and Installation

**Function Provider Entity:** eIM

#### **Description:**

This function requests the delivery and the binding of a Profile Package for the eUICC.

This function is correlated to a previous normal execution of an Esipa.AuthenticateClient function through a TransactionID delivered by the SM-DP+.

On reception of this function call, the eIM SHALL call the ES9+'.GetBoundProfilePackage function based on the received input data. The input parameters of this function are identical

to the those of ES9+.GetBoundProfilePackage defined in section 5.6.2 of SGP.22 [4]. However, the prepareDownloadResponse is extended according to the below ASN.1 structure where a compactDownloadResponseOk is added. An IPA with IPA Capability minimizeEsipaBytes SHOULD re-encode a prepareDownloadResponse with downloadResponseOk received from eUICC into a prepareDownloadResponse with compactDownloadResponseOk in order to reduce the number of bytes to transmit to the eIM. Before calling the ES9+'.GetBoundProfilePackage function, an eIM that receives a prepareDownloadResponse from an IPA with IPA Capability minimizeEsipaBytes SHALL restore the prepareDownloadResponse prepared by the eUICC based on the received prepareDownloadResponse and data already available to the eIM (smdpSigned2 and hashCc).

**Additional Input Data:**

Input data name	Description	Type	No.	MOC
transactionId	Transaction ID as generated by the SM-DP+ (section 3.1.1.4 of SGP.22 [4]).	Binary[1-16]	1	M
prepareDownloadResponse	PrepareDownloadResponse data object defined in section 5.7.5 of SGP.22 extended with compactDownloadResponseOk (see structure below). IPA retrieves prepareDownloadResponse from the eUICC by calling "ES10b.PrepareDownload" (section 5.9.7).	Binary <sup>(1)</sup>	1	M
NOTE 1: prepareDownloadResponse SHALL be provided as an encoded PrepareDownloadResponse data object.				

**Table 10 GetBoundProfilePackage Additional Input Data**

```
-- ASN1START
PrepareDownloadResponse ::= [33] CHOICE { -- Tag 'BF21'
  downloadResponseOk PrepareDownloadResponseOk,
  downloadResponseError PrepareDownloadResponseError,
  compactDownloadResponseOk CompactPrepareDownloadResponseOk
}
CompactPrepareDownloadResponseOk ::= SEQUENCE {
  compactEuiccSigned2 CompactEuiccSigned2, -- Compact version of EuiccSigned2
  euiccSignature2 [APPLICATION 55] OCTET STRING -- tag '5F37' signature on
EuiccSigned2
}
CompactEuiccSigned2 ::= SEQUENCE {
  euiccOtpk [APPLICATION 73] OCTET STRING OPTIONAL, -- otPK.EUICC.ECKA, tag '5F49'
euiccOtpk is always present except if bppEuiccOtpk was chosen by the eUICC
  hashCc Octet32 OPTIONAL -- Hash of confirmation code, if not received from eIM
}
-- ASN1STOP
```

Upon receiving the ES9+'.GetBoundProfilePackage response, the eIM SHALL perform the following:

- If the eIM verified the Profile Metadata in Esipa.AuthenticateClient (due to IPA Capability eimProfileMetadataVerification), the eIM SHOULD parse the boundProfilePackage received from SM-DP+, extract the Profile Metadata (encoded



in the StoreMetadataRequest field), and check that the Profile Metadata has not changed. If it has changed, the eIM SHALL return an error code to IPA indicating Metadata mismatch and terminate the procedure. The error code SHALL trigger the IPA to cancel the on-going RSP session with SM-DP+ using Esipa.CancelSession. The cancel session reason code to be used by IPA when calling the Esipa.CancelSession SHALL be given by the error code, i.e., Metadata mismatch.

The eIM SHALL prepare the Esipa.GetBoundProfilePackage response. The output parameters of this function are identical to the those of ES9+.GetBoundProfilePackage defined in section 5.6.2 of SGP.22 [4] except for that transactionId is conditional. The transactionId is also part of boundProfilePackage. An eIM SHALL NOT send the transactionId to an IPA with IPA Capability minimizeEsipaBytes (i.e., IPA is capable of extracting transactionId from boundProfilePackage). Otherwise, the eIM SHALL send the transactionId.

**Additional Output Data:**

Output data name	Description	Type	No.	MOC
transactionId	Transaction ID as generated by the SM-DP+ (section 3.1.1.4 of SGP.22 [4]).	Binary[1-16]	1	C
boundProfilePackage	Bound Profile Package data object to be transferred to the eUICC using "ES10b.LoadBoundProfilePackage" (section 5.9.8).	Binary <sup>(1)</sup>	1	M

NOTE 1: boundProfilePackage SHALL be provided as an encoded BoundProfilePackage data object.

**Table 11 GetBoundProfilePackage Additional Output Data**

The error codes returned by ESipa.GetBoundProfilePackage SHALL be the same as those of ES9+'.GetBoundProfilePackage with the following additions:

- metadataMismatch – indicates an error when matching Profile Metadata received in the ES9+'.AuthenticateClient and Profile Metadata in the BPP.

**5.14.3 Function: (ESipa) AuthenticateClient**

**Related Procedures:** Profile Download and Installation

**Function Provider Entity:** eIM

**Function Caller Entity :** IPA

**Description:**

This function SHALL be called by the IPA to request the authentication of the eUICC by the SM-DP+/SM-DS.

This function is correlated to a previous normal execution of an ESipa.InitiateAuthentication through a TransactionID delivered by the SM-DP+/SM-DS.

On reception of this function call, the eIM SHALL call the "ES9+'.AuthenticateClient" / "ES11'.AuthenticateClient" function based on the received input data. The input parameters

of this function are identical to the those of the “ES9+.AuthenticateClient” / “ES11.AuthenticateClient” defined in section 5.6.3/5.8.2 of SGP.22 [4], with the following exceptions:

- `authenticateServerResponse` is extended according to the below ASN.1 structure where a `compactAuthenticateResponseOk` is added.
  - An IPA with IPA Capability `minimizeEsipaBytes` SHOULD re-encode an `authenticateResponseOk` contained in `authenticateServerResponse` from eUICC into `compactAuthenticateResponseOk`.
  - An eIM that receives an `compactAuthenticateResponseOk` in `authenticateServerResponse` SHALL restore the `authenticateResponseOk` by using the data already available to the eIM (`serverSigned1`, `eUICCInfo2`, `ctxParams1`, `euiccCertificate`, and `eumCertificate`) before calling the ES9+'.AuthenticateClient or ES11'.AuthenticateClient function.

NOTE: the use of this `compactAuthenticateResponseOk` reduces the number of transmitted bytes over ESipa by omitting eUICC Certificate and/or EUM Certificate, and sending only non-static parts of `euiccInfo2`.

**Additional Input Data:**

Input data name	Description	Type	No.	MOC
<code>transactionId</code>	Transaction ID as generated by the SM-DP+/SM-DS (section 3.1.1.4 of SGP.22 [4]).	Binary[1-16]	1	M
<code>authenticateServerResponse</code>	<code>AuthenticateServerResponse</code> data object defined in section 5.7.13 of SGP.22 with <code>EUICCInfo2</code> according to Section 5.9.2 of this specification and extended with <code>compactAuthenticateResponseOk</code> (see structure below). IPA retrieves <code>authenticateServerResponse</code> from the eUICC by calling "ES10b.AuthenticateServer" (section 5.9.6).	Binary <sup>(1)</sup>	1	M
NOTE 1: <code>authenticateServerResponse</code> SHALL be provided as an encoded <code>AuthenticateServerResponse</code> data object.				

**Table 12 AuthenticateClient Additional Input Data**

```
-- ASN1START
EuiccSigned1 ::= SEQUENCE {
    transactionId [0] TransactionId,
    serverAddress [3] UTF8String,
    serverChallenge [4] Octet16, -- The RSP Server Challenge
    euiccInfo2 [34] EUICCInfo2,
    ctxParams1 CtxParams1
}
AuthenticateResponseOk ::= SEQUENCE {
    euiccSigned1 EuiccSigned1, -- Signed information
    euiccSignature1 [APPLICATION 55] OCTET STRING, --EUICC_Sign1, tag 5F37
}
```

```
    euiccCertificate Certificate, -- eUICC Certificate (CERT.EUICC.ECDSA) signed by
the EUM
    eumCertificate Certificate      -- EUM Certificate (CERT.EUM.ECDSA) signed by the
requested CI
}
AuthenticateServerResponse ::= [56] CHOICE { -- Tag 'BF38'
    authenticateResponseOk AuthenticateResponseOk,
    authenticateResponseError AuthenticateResponseError,
    compactAuthenticateResponseOk CompactAuthenticateResponseOk
}
CompactAuthenticateResponseOk ::= SEQUENCE {
    signedData CHOICE {
        euiccSigned1 EuiccSigned1,
        compactEuiccSigned1 [0] CompactEuiccSigned1 -- Compact version of EuiccSigned1
    },
    euiccSignature1 [APPLICATION 55] OCTET STRING, -- tag 5F37 signature on
EuiccSigned1
    euiccCertificate [1] Certificate OPTIONAL, -- eUICC Certificate (CERT.EUICC.ECDSA)
    eumCertificate [2] Certificate OPTIONAL -- EUM Certificate (CERT.EUM.ECDSA)
}
CompactEuiccSigned1 ::= SEQUENCE {
    extCardResource [4] OCTET STRING, -- Extended Card Resource Information according
to ETSI TS 102 226 extracted from euiccInfo2,
    ctxParams1 [2] CtxParams1 OPTIONAL -- ctxParams1 may be left out by IPA if eIM
ctxParams1 was received from the eIM
}
-- ASN1STOP
```

Upon receiving the ES9+'.AuthenticateClient response, the eIM SHALL perform the following:

- If the IPA is not capable of verifying the Profile Metadata (see IPA Capability `eimProfileMetadataVerification`), the eIM SHALL verify the Profile Metadata according to steps 7a, b, c and 8 of section 3.1.3 (Profile Download and Installation) of SGP.22 [4]. For this verification, the eIM SHALL use Rules Authorisation Table and information on installed Profiles available to the eIM, e.g., obtained prior to the start of this procedure using the PSMOs `getRAT` and `listProfileInfo`. If the verification fails, the eIM SHALL return an error code to IPA and terminate the procedure. The error code SHALL trigger IPA to cancel the on-going RSP session with SM-DP+ using `ESipa.CancelSession`. The cancel session reason (e.g., PPR not allowed) to be used by IPA when calling the `ESipa.CancelSession` is given by the error code.

Upon receiving the ES11'.AuthenticateClient response, the eIM SHALL perform the following:

- Extract Event entries from the ES11'.AuthenticateClient response. Optionally, prepare and provide a `ProfileDownloadTriggerRequest` as part of `ESipa.AuthenticateClient` response to trigger the IPA to initiate download of a new Profile where information obtained from the Event entries are leveraged.

The eIM SHALL prepare the `ESipa.AuthenticateClient` response. The output parameters of this function are identical to the those of `ES9+.AuthenticateClient` / `ES11.AuthenticateClient` defined in section 5.6.3 / 5.8.2 of SGP.22 [4], with the following exceptions:

- If `smdpSign2` is provided, `transactionId` is optional. The eIM SHALL NOT send the `transactionId` to an IPA with IPA capability `minimizeEsipaBytes`,

- The eIM SHALL NOT send profileMetadata (from ES9+'.AuthenticateClient) to an IPA that does not indicate IPA Capability eimProfileMetadataVerification,
- hashCc (Hash of the Confirmation Code) from ES9+'.AuthenticateClient MAY be provided if a confirmation code is requested by the SM-DP+ and the confirmation code is available to the eIM,
- eventEntries from ES11'.AuthenticateClient are not forwarded to the IPA,
- a ProfileDownloadTriggerRequest data object MAY be provided in case the ESipa.AuthenticateClient originates from ES11'.AuthenticateClient.

**Additional Output Data:**

Output data name	Description	Type	No.	MOC
transactionId	Transaction ID as generated by the SM-DP+ (section 3.1.1.4 of SGP.22 [4]).	Binary[1-16]	1	C
profileMetadata	Profile Metadata to check against eUICC settings.	Binary <sup>(1)</sup>	1	C
smdpSigned2	The data to be signed by the SM-DP+.	Binary <sup>(1)</sup>	1	C
smdpSignature2	SM-DP+ signature	Binary <sup>(1)</sup>	1	C
smdpCertificate	SM-DP+ Certificate (CERT.DPpb.ECDSA)	Binary <sup>(1)</sup>	1	C
hashCc	Hash of the confirmation code if confirmation code is requested and available to eIM	Binary <sup>(1)</sup>	1	O
profileDownloadTrigger	Profile download trigger (see section 2.11.2.3 ProfileDownloadTriggerRequest)	Binary	1	O

NOTE 1: profileMetadata is the data object StoreMetadataRequest defined in section 5.5.3 (function "ES8+.StoreMetadata"); smdpSigned2, smdpSignature2 and smdpCertificate are data objects defined in section 5.7.5 (function "ES10b.PrepareDownload") of SGP.22 [4]. They SHALL be returned as encoded data objects including the tags defined for them in the StoreMetadataRequest/PrepareDownloadRequest data object.

**Table 13 AuthenticateClient Additional Output Data**

The error codes returned by ESipa.AuthenticateClient SHALL be the same as those of ES9+'.AuthenticateClient with the following additions:

- pprNotAllowed – indicates PPRs in Profile Metadata are not allowed by the Rules Authorisation Table.

**5.14.4 Function (ESipa): TransferEimPackage**

**Related Procedures:** eIM Package injection

**Function Provider Entity:** IPA

**Description:**

This function is used by the eIM to transfer single eIM Package to the IPA.

On reception of the function call:

- In case the eIM Package contains an eUICC Package (`EuiccPackageRequest`), the IPA SHALL:
  - Call the "ES10b.LoadEuiccPackage" function of the ISD-R with its relevant input data,
  - collect the eUICC Package execution result from the eUICC to notify the eIM about the result of the operation,
  - and in case the IPA detects that the eIM cannot be notified about the result of the eIM Package execution then the IPA SHOULD call the "ES10b.ProfileRollback" function (see section 5.9.16) of the ISD-R as defined in section 3.3.1. The response to the eIM Package execution SHALL be then collected again after the Rollback operation.

NOTE: In case the IPA detects that the eIM cannot be notified about the result, the IPA can retry notifying the eIM at a later stage prior to calling the function "ES10b.ProfileRollback".

- If the IPA sends Notifications together with the eUICC Package Result in the eIM Package Result and if the eUICC Package contains PSMO(s): retrieve pending Notifications by calling `ES10b.RetrieveNotificationsList` and, if a non-empty list of pending Notifications, include the list of pending Notifications (`PendingNotificationList` as defined in section 2.11.2.2) after the signed eUICC Package Result in the eIM Package. In case of an IPA with IPA Capability `minimizeEsipaBytes`, the IPA SHOULD include each Notification in the list in compact format as described in section 5.14.7.
- In case the eIM Package contains a request for IPA and/or eUICC data (`IpaEuiccDataRequest`) the IPA SHALL collect the requested data and return the `IpaEuiccDataResponse` structure.
- In case the eIM Package contains a Profile download trigger request (`ProfileDownloadTriggerRequest`), the IPA SHALL:
  - Parse `ProfileDownloadTriggerRequest` to obtain any necessary data needed for the Profile download (e.g., an Activation Code).
    - If the `ProfileDownloadTriggerRequest` indicates direct Profile download, the IPA SHALL return the `eimPackageReceived` structure.
    - If the `ProfileDownloadTriggerRequest` indicates indirect Profile download, the IPA MAY return the `eimPackageReceived` structure.

NOTE: After sending `ProfileDownloadTriggerRequest` indicating indirect Profile download to the IPA, the eIM expects either `eimPackageReceived` structure followed by the `ESipa.InitiateAuthentication` function call or directly the `ESipa.InitiateAuthentication` function call. In the latter case successful reception of the `ProfileDownloadTriggerRequest` is implicit.

- Proceed with the suitable Profile download and installation procedure as described in section 3.2.
- In case the eIM Package contains the EimAcknowledgements structure with one or more sequence numbers of Notifications and/or eUICC Package Results, the IPA SHALL:
  - Return the `eimPackageReceived` structure.
  - For each sequence number, call the `ES10b.RemoveNotificationFromList` function where the eUICC deletes the Notification/eUICC Package Result identified by `SequenceNumber` from its memory.

This function SHALL return one of the following:

- A 'Function execution status' with 'Executed-Success' indicating that the eIM Package has been successfully executed and an eIM Package Result is generated.
- A 'Function execution status' indicating 'Failed' with a status code as defined in section 5.2.6 or a specific status code as defined in the following table.

**Additional input data:**

Input data name	Description	Type	No.	MOC
EuiccPackageRequest	The eUICC Package Request	Binary	1	C <sup>(1)</sup>
IpaEuiccDataRequest	The request for IPA and/or eUICC data	Binary	1	C <sup>(1)</sup>
ProfileDownloadTriggerRequest	The request for IPA to trigger profile download	Binary	1	C <sup>(1)</sup>
EimAcknowledgements	Sequence number(s) of Notifications and/or eUICC Package Results to be acknowledged	Binary	1	C <sup>(1)</sup>
NOTE 1: The eIM Package SHALL either contain an EuiccPackageRequest data object, an IpaEuiccDataRequest data object, ProfileDownloadTriggerRequest data object, or an EimAcknowledgements data object.				

**Table 14: TransferEimPackage Additional Input Data**

**Additional Output data:**

Output data name	Description	Type	No.	MOC
EuiccPackageResult	The result of eUICC Package processing	Binary	1	C <sup>(1)</sup>

IpaEuiccDataResponse	The response containing requested IPA and/or eUICC data	Binary	1	C <sup>(1)</sup>
PendingNotificationList	List of pending Notifications	Binary	1	C <sup>(1,2)</sup>
<p>NOTE 1: The eIM Package Result MAY contain either an EuiccPackageResult data object, an EuiccPackageResult data object concatenated with a PendingNotificationList data object, or an IpaEuiccDataResponse data object, or a simple acknowledgement that the eIM Package was successfully received (<code>eimPackageReceived</code>).</p> <p>NOTE 2: The PendingNotificationList data object, if included, SHALL be sent together with an EuiccPackageResult in the same eIM Package Result.</p>				

**Table 15 TransferEimPackage Additional Output Data**

### 5.14.5 Function (ESipa): GetEimPackage

**Related Procedures:** eIM Package retrieval

**Function Provider Entity:** eIM

#### **Description:**

This function is used by the IPA to retrieve an eIM Package.

The IPA provides the EID as an input to the function call.

The IPA MAY notify the eIM that one or several changes occurred in the eUICC (e.g. list of Profiles, Profiles states, ...). In that case, the eIM SHOULD update its information about the eUICC.

The IPA MAY include the identity of the last PLMN the IoT Device registered to, in order for the eIM to detect a roaming situation.

On reception of the function call the eIM SHALL:

- Check if there is any eIM Package available for the eUICC identified by the EID.
  - If so, the eIM SHALL return a single eIM Package. If multiple eIM Packages are pending for the eUICC, it is eIM implementation-specific to select one of the pending eIM Packages.
  - Otherwise, the eIM SHALL return a status code "EID – Unavailable".

**NOTE:** In case the IPA detects that the eIM cannot be notified about the result, the IPA can retry notifying the eIM at a later stage prior to calling the function "ES10b.ProfileRollback".

The eIM MAY perform additional operations, which are out of scope of this specification.

This function SHALL return one of the following:

- A 'Function execution status' with 'Executed-Success' indicating that an eIM Package has been successfully identified.
- A 'Function execution status' indicating 'Failed' with a status code as defined in section 5.2.6 or a specific status code as defined in the following table.

**Additional input data:**

Input data name	Description	Type	No.	MOC
Eid	The EID of the eUICC for which the eIM Package SHALL be retrieved	EID	1	M
NotifyStateChange	Notification to the eIM that it SHOULD update its information about the eUICC (e.g. list of Profiles, Profile states...)	(empty)	1	O
stateChangeCause	Provide the cause of the notified state change(s)	Integer	1	C <sup>(1)</sup>
RPLMN	Identifier of the last Registered PLMN (RPLMN), as defined in 3GPP TS 23.122 [19] and coded as defined in 3GPP TS 24.008 [22]	Binary	1	O

NOTE 1: mandatory if NotifyStateChange is present.

**Table 16 GetEimPackage Additional Input Data**

**Additional output data:**

Output data name	Description	Type	No.	MOC
EuiccPackageRequest	The eUICC Package Request	Binary	1	C <sup>(1)</sup>
IpaEuiccDataRequest	The request for IPA and/or eUICC data	Binary	1	C <sup>(1)</sup>
ProfileDownloadTriggerRequest	The request for IPA to trigger profile download	Binary	1	C <sup>(1)</sup>

NOTE 1: Either one and only one of EuiccPackageRequest, IpaEuiccDataRequest or ProfileDownloadTriggerRequest can be present.

**Table 17 GetEimPackage Additional Output Data**

**Specific Status Codes**



Subject Code	Subject	Reason code	Reason	Description
8.1.1	EID	3.7	Unavailable	No pending eIM Package for the EID.
8.1.1	EID	2.1	Invalid	EID parameter is invalid. See EID format defined in [6] section 2.2.2
8.1.1	EID	2.2	Mandatory Element Missing	Mandatory EID parameter is missing.
8.1.1	EID	3.9	Unknown	No eUICC found with specified EID.

**Table 18 GetEimPackage Specific Status Codes**

### 5.14.6 Function (ESipa): ProvideEimPackageResult

**Related Procedures:** eIM Package Retrieval

**Function Provider Entity:** eIM

#### **Description:**

This function is used by the IPA to deliver an eIM Package Result optionally including one or more Notifications to the eIM in the same function call.

On reception of the function call the eIM SHALL:

- Process the eIM Package Result. For that, the eIM SHALL:
  - If the eIM Package Result contains `EuiccPackageResult` (possibly within `ePRAndNotifications` data object):
    - Verify the eUICC signature using `PK.EUICC.ECDSA` of the eUICC. If the signature is invalid, the eIM SHALL discard the input.
    - Check if the sequence number of the `EuiccPackageResult` is greater than the expected sequence number of the eUICC. If not, the eIM SHALL discard the input.
    - Manage the eIM Packages pending for the eUICC.
    - Update the expected sequence number of the eUICC to the received sequence number.
  - If the eIM Package Result contains `IpaEuiccDataResponse`:
    - Store the received IPA and/or eUICC information for future use.
  - If the eIM Package Result contains a `notificationList` data object within `ePRAndNotifications`:
    - If the `notificationList` contains compact format of Notification(s), restore the Notification(s) in `notificationList` by using the data already available to the eIM.
    - Forward the (restored) Notifications to the corresponding Notification Receiver(s).
  - If the eIM Package Result contains `profileDownloadTriggerResult` or `eimPackageError`:
    - Manage the eIM Packages pending for the eUICC.

- Return the sequence numbers of the eUICC Package Result and optionally Notifications that were processed (including discarded results) and/or forwarded above.

The eIM MAY perform additional operations, which are out of scope of this specification.

This function SHALL return one of the following:

- A 'Function execution status' with 'Executed-Success' indicating that the eIM Package Result has been successfully delivered.
- A 'Function execution status' indicating 'Failed' with a status code as defined in section 5.2.6 or a specific status code as defined in the following table.

**Additional input data:**

Input data name	Description	Type	No.	MOC
Eid	The EID of the involved eUICC	EID	1	O
EuiccPackageResult	The result of eUICC Package processing	Binary	1	C <sup>(1)</sup>
IpaEuiccDataResponse	The response containing requested IPA and/or eUICC data	Binary	1	C <sup>(1)</sup>
PendingNotificationList	List of pending Notifications	Binary	1	C <sup>(2)</sup>
NOTE 1: Either one and only one of EuiccPackageResult or IpaEuiccDataResponse can be present.				
NOTE 2: PendingNotificationList can be present if and only if EuiccPackageResults present.				

**Table 19 ProvideEimPackageResult Additional Input Data**

**Additional output data:**

Output data name	Description	Type	No.	MOC
EimAcknowledgements	Sequence number(s) of eUICC Package Result and/or Notification(s) acknowledged by the eIM.	Binary	1	O

**Table 20 ProvideEimPackageResult Additional Output Data**

**Specific Status Codes**

Subject Code	Subject	Reason code	Reason	Description
8.1.1	EID	2.1	Invalid	EID parameter is invalid. See EID format defined in [6] section 2.2.2
8.1.1	EID	2.2	Mandatory Element Missing	Mandatory EID parameter is missing.
8.1.1	EID	3.9	Unknown	No eUICC found with specified EID.

**Table 21 ProvideEimPackageResult Specific Status Codes**

**5.14.7 Function (ESipa): HandleNotification**

**Related Procedures:** Profile Download and Installation, eIM Package Retrieval

**Function Provider Entity:** eIM

**Function Caller Entity:** IPA

**Description:**

This function SHALL be called by the IPA to notify the eIM that a Profile has been successfully installed on the eUICC or that a Profile has been successfully enabled, disabled, or deleted on the eUICC. This function is also used in case a Fallback Profile was enabled, disabled or deleted on the eUICC. This function MAY also be used in case of disabling an Emergency Profile. This function MAY also be used to notify the eIM that a Profile has been successfully installed on the eUICC by sending either a ProfileInstallationResult Notification, compactProfileInstallationResult Notification or a ProfileDownloadTriggerResult.

In the context of Indirect Profile Download and if the Notification is a ProfileInstallationResult or compactProfileInstallationResult, this function is correlated to a previous execution of an ESipa.GetBoundProfilePackage through a TransactionID delivered by the SM-DP+. If the Notification is an OtherSignedNotification or compactOtherSignedNotification, then the Notification Receiver address is the NotificationAddress contained in the NotificationMetaData of the OtherSignedNotification or compactOtherSignedNotification.

On reception of this function call, the eIM SHALL:

- If the function call contains a pendingNotification data object:
  - If the pendingNotification contains compact format of Notification, restore the Notification by using the data already available to the eIM.
  - Forward the (restored) Notification to the corresponding Notification Receiver.
- If the function call contains a provideEimPackageResult data object: process the eIM Package Result. For that, the eIM SHALL:
  - If the eIM Package Result contains EuiccPackageResult:
    - Verify the eUICC signature using PK.EUICC.ECDSA of the eUICC. If the signature is invalid, the eIM SHALL discard the input.

- Check if the sequence number of the `EuiccPackageResult` is greater than the expected sequence number of the eUICC. If not, the eIM SHALL discard the input.
- Manage the eIM Packages pending for the eUICC.
- Update the expected sequence number of the eUICC to the received sequence number.
- If the eIM Package Result contains `IpaEuiccDataResponse`:
  - Store the received IPA and/or eUICC information for future use.
- If the eIM Package Result contains `profileDownloadTriggerResult` or `eimPackageError`:
  - Manage the eIM Packages pending for the eUICC.

The eIM MAY perform additional operations, which are out of scope of this specification.

**Additional Input Data:**

Input data name	Description	Type	No.	MOC
pendingNotification	PendingNotification data object as defined in section 5.7.10 of SGP.22 extended with compactProfileInstallationResult and compactOtherSignedNotification (see structures below).	Binary <sup>(1)</sup>	1	O
provideEimPackageResult	ProvideEimPackageResult as defined in section 6.3.2.7.	Binary <sup>(2,3)</sup>	1	C

NOTE 1: pendingNotification SHALL be provided as an encoded PendingNotification data object.  
 NOTE 2: In the context of this function call, the provideEimPackageResult data object SHALL NOT contain ePRAndNotifications.  
 NOTE 3: Either only one of pendingNotification or provideEimPackageResult SHALL be present.

**Table 22 HandleNotification Additional Input Data**

**Compact format of Notifications**

This specification extends the `pendingNotification` data object defined in section 5.6.4 of SGP.22 [4] with compact formats according to the below ASN.1 structure. The compact format reduces the number of bytes transmitted over ESipa.

An IPA with IPA Capability `minimizeEsipaBytes` SHOULD re-encode `ProfileInstallationResult` and `OtherSignedNotification` into `CompactProfileInstallationResult` and `CompactOtherSignedNotification`, respectively, where the eUICC signature is kept unchanged.

Before calling the `ES9+'.HandleNotification` function, an eIM receiving compact format of Notifications SHALL restore the `pendingNotification` by using information already available at the eIM (e.g., `StoreMetadataRequest` (e.g., from `BoundProfilePackage`), `serverSigned1`, `serverCertificate/smdpCertificate`, `euiccCertificate`, and `eumCertificate`, etc.).

```
-- ASN1START
PendingNotification ::= CHOICE {
```

```
profileInstallationResult [55] ProfileInstallationResult, -- tag 'BF37'
otherSignedNotification OtherSignedNotification,
compactProfileInstallationResult [0] CompactProfileInstallationResult,
compactOtherSignedNotification [1] CompactOtherSignedNotification
}
ProfileInstallationResult ::= [55] SEQUENCE { -- Tag 'BF37'
  profileInstallationResultData [39] ProfileInstallationResultData,
  euiccSignPIR EuiccSignPIR
}
CompactProfileInstallationResult ::= SEQUENCE {
  compactProfileInstallationResultData [0] CompactProfileInstallationResultData,
  euiccSignPIR EuiccSignPIR
}
CompactProfileInstallationResultData ::= SEQUENCE {
  transactionId [0] TransactionId, -- The TransactionID generated by the SM-DP+
  seqNumber INTEGER,
  iccidPresent BOOLEAN DEFAULT TRUE,
  compactFinalResult [2] CHOICE {
    compactSuccessResult CompactSuccessResult,
    errorResult ErrorResult
  }
}
CompactSuccessResult ::= SEQUENCE {
  compactAid [APPLICATION 15] OCTET STRING (SIZE (2)), -- Byte 14 and 15 of ISD-P
  AID
  simaResponse OCTET STRING OPTIONAL -- MUST be present if the simaResponse value
  (EUICCResponse) is different from the 9-byte value '30 07 A0 05 30 03 80 01 00'
  representing success
}
CompactOtherSignedNotification ::= SEQUENCE {
  tbsOtherNotification NotificationMetadata,
  euiccNotificationSignature [APPLICATION 55] OCTET STRING -- eUICC signature of
  tbsOtherNotification, Tag '5F37'
}
-- ASN1STOP
```

#### 5.14.8 Function (ESipa): CancelSession

**Related Procedures:** Profile Download and Installation

**Function Provider Entity:** eIM

##### Description:

This function SHALL be called by the IPA to request the cancellation of an on-going RSP session. This decision MAY originate from the eIM, or IPA based on where the failure occurred. The eIM MAY return error codes in ESipa.AuthenticateClient and ESipa.GetBoundProfilePackage that triggers IPA to cancel the session.

This function is correlated to a previous execution of an ESipa.AuthenticateClient or ESipa.GetBoundProfilePackage through a TransactionID delivered by the SM-DP+.

On reception of this function call, the eIM SHALL call the ES9+'.CancelSession function based on the received input data. The input parameters of this function are identical to the those of ES9+.CancelSession defined in section 5.6.5 of SGP.22 [4]. However, the cancelSessionResponse is extended according to the below ASN.1 structure where a compactCancelSessionResponseOk is added. An IPA with IPA Capability minimizeEsipaBytes SHOULD re-encode a cancelSessionResponse with cancelSessionResponseOk received from eUICC into a cancelSessionResponse with compactCancelSessionResponseOk in order to reduce the number of bytes to transmit to the

eIM. Before calling the ES9+'.CancelSession function, an eIM that receives a cancelSessionResponse from an IPA with IPA Capability minimizeEsipaBytes SHALL restore the cancelSessionResponse prepared by the eUICC based on the received cancelSessionResponse and data already available to the eIM (transactionId (e.g., from serverSigned1) and serverCertificate/smdpCertificate).

**Additional Input Data:**

Input data name	Description	Type	No.	MOC
transactionId	Transaction ID as generated by the SM-DP+ (section 3.1.1.4 of SGP.22 [4]).	Binary[1-16]	1	M
cancelSessionResponse	CancelSessionResponse data object defined in section 5.7.14 of SGP.22 extended with compactCancelSessionResponseOk (see structure below). IPA retrieves authenticateServerResponse from the eUICC by calling "ES10b.CancelSession" (section 5.9.9).	Binary <sup>(1)</sup>	1	M

NOTE 1: cancelSessionResponse SHALL be provided as an encoded CancelSessionResponse data object.

**Table 23 CancelSession Additional Input Data**

```
-- ASN1START
CancelSessionResponse ::= [65] CHOICE { -- Tag 'BF41'
    cancelSessionResponseOk CancelSessionResponseOk,
    cancelSessionResponseError INTEGER {invalidTransactionId(5), undefinedError(127)},
    compactCancelSessionResponseOk CompactCancelSessionResponseOk
}
CompactCancelSessionResponseOk ::= SEQUENCE {
    compactEuiccCancelSessionSigned CompactEuiccCancelSessionSigned, -- Compact
version of euiccCancelSessionSigned
    euiccCancelSessionSignature [APPLICATION 55] OCTET STRING -- tag 5F37 signature on
euiccCancelSessionSigned
}
CompactEuiccCancelSessionSigned ::= SEQUENCE {
    reason CancelSessionReason OPTIONAL
}
-- ASN1STOP
```

The eIM SHALL forward the status/error code of ES9+'.CancelSession as the status/error code of ESipa.CancelSession.

## 6 Interface Binding

This section defines how to use HTTP with TLS as the transport layer to exchange ES2+, ES9+, ES9+', ES11, ES11', ES12, and ESipa function requests and responses.

This section also defines how to use CoAP with DTLS as the transport layer to exchange ESipa function requests and responses.

For the ES2+, ES9+, ES9+', ES11 and ES11', the interface binding as described in section 6 of SGP.22 [4] SHALL be used; where for ES9+ and ES11, IPA plays the role of the LPA and for ES9+' and ES11' eIM plays the role of the LPA.

For ESipa, the interface binding when using HTTP with TLS and CoAP with DTLS are described in section 6.1 and section 6.2, respectively. This interface binding leverages either the ASN.1 function binding described in section 6.3 of this specification, or the JSON function binding described in section 6.4 of this specification. The ASN.1 function binding MAY also be leveraged by other protocols such as LwM2M (see Annex B) used in the communication between eIM and IPA.

For better IPA interoperability, the eIM SHALL support both the ASN.1 binding and the JSON binding on ESipa.

For better IPA interoperability:

- the SM-DP+ SHOULD support both the JSON binding and the ASN.1 binding on ES9+.
- the SM-DS SHOULD support both the JSON binding and the ASN.1 binding on ES11.

## 6.1 ESipa interface binding over HTTP

The ESipa interface binding over HTTP SHALL follow the interface binding over HTTP in SGP.22 [4] section 6 relevant for the ES9+ interface with the following exceptions:

- TLS requirements SHALL follow section 2.6.3 in this document.
- "X-Admin-Protocol" header field SHALL be set to v2.1.0 in both HTTP request and HTTP response.

NOTE: this value provides interoperability with previous versions of SGP.22 [4].

- The ASN.1 message definition SHALL follow section 6.1.1 below replacing section 6.6.1 of SGP.22 [4] and the ASN.1 list of functions SHALL follow section 6.3 replacing section 6.6.2 of SGP.22 [4].
- A JSON binding SHALL be indicated by the value "application/json; charset=UTF-8", which also mandates UTF-8 encoding. The JSON message definition SHALL follow section 6.1.2 below.

### 6.1.1 ASN.1 message definition

The Function requester and the Function provider SHALL exchange the DER encoded ASN.1 objects in HTTP messages as follows.

HTTP Request SHALL have the following format:

```
HTTP POST gsma/rsp2/asn1 HTTP/1.1
Host: <Server Address>
User-Agent: <User Agent>
X-Admin-Protocol: gsma/rsp/v<x.y.z>
Content-Type: application/x-gsma-rsp-asn1
Content-Length: <Length of the ASN.1 EsipaMessageFromIpaToEim>
<ASN.1 EsipaMessageFromIpaToEim>
```

Any function execution request using ASN.1 binding SHALL be sent to the generic HTTP path 'gsma/rsp2/asn1'.

The body part of the HTTP POST request SHALL contain one `EsipaMessageFromIpaToEim` data object as defined in section 6.3.

HTTP Response SHALL have the following format:

```
HTTP/1.1 <HTTP Status Code>
X-Admin-Protocol: gsma/rsp/v<x.y.z>
Content-Type: application/x-gsma-rsp-asn1
Content-Length: <Length of the ASN.1 EsipaMessageFromEimToIpa>

<ASN.1 EsipaMessageFromEimToIpa>
```

The body part of the HTTP POST response SHALL contain one `EsipaMessageFromEimToIpa` data object as defined in section 6.3.

### 6.1.2 JSON message definition

The Function requester and the Function provider SHALL exchange the JSON objects in HTTP messages as follows.

HTTP Request SHALL have the following format:

```
HTTP POST <HTTP Path> HTTP/1.1
Host: <Server Address>
User-Agent: <User Agent>
X-Admin-Protocol: gsma/rsp/v<x.y.z>
Content-Type: application/json;charset=UTF-8
Content-Length: <Length of the JSON requestBody>

<JSON requestBody>
```

The <HTTP Path> is used to indicate which function execution is requested by the HTTP client. The list of defined <HTTP Path> and <JSON requestBody> are described in section 6.4.1.

HTTP Response SHALL have the following format:

```
HTTP/1.1 <HTTP Status Code>
X-Admin-Protocol: gsma/rsp/v<x.y.z>
Content-Type: application/json;charset=UTF-8
Content-Length: <Length of the JSON responseBody>

<JSON responseBody>
```

The list of defined <HTTP Path> and <JSON requestBody> are described in section 6.4.1.

## 6.2 ESipa interface binding over CoAP

The ESipa interface binding over CoAP SHALL follow the ESipa interface binding over HTTP described in section 6.1. The ASN.1 function binding SHALL be used. In the ASN.1 message binding in section 6.1.1, the HTTP headers SHALL be translated to CoAP options as described by RFC 7252 [7].

- The <HTTP Path> SHALL be converted to a sequence of corresponding Uri-Path options.
- The <Server Address> SHALL be converted to a Uri-Host option if necessary. If the server address is simply the IP address of the eIM server, this option SHALL be omitted.



- The <User Agent> SHALL NOT be included in the CoAP transport layer.
- The Content-Type SHALL be omitted. The content type to be used is determined by the Uri-Path options, and the response type SHALL be equivalent to the request type.
- Content-Length is not relevant to CoAP and SHALL be omitted. If the payload is too large to be sent in a single CoAP UDP packet, then block-wise CoAP SHALL be used as defined in RFC 7959 [12]. In this case the CoAP Request-Tag option SHALL be used as defined in RFC 9175 [13], in order to associate the separate blocks of a CoAP request together.

NOTE: It is RECOMMENDED to send CoAP/UDP messages in a single UDP Packet.

- The CoAP Echo Option SHALL be used to enable lightweight freshness verifications as defined in RFC 9175 [13]

### 6.3 ESipa function binding in ASN.1

This section presents the ASN.1 function binding for ESipa. The ASN.1 structures for ESipa messages between IPA and eIM, that are used in 6.1.1 and 6.2 respectively for the HTTP and CoAP interface bindings to select between ESipa functions, are presented in section 6.3.1. The request and response ASN.1 structures for each ESipa function are presented in sections 6.3.2 and 6.3.3. The ASN.1 structures in this section MAY be leveraged by other interface bindings, see for example Annex B.

Both eIM and IPAd SHALL support the ASN.1 encoding/decoding attribute "EXTENSIBILITY IMPLIED". This is useful when processing data definitions from a newer specification and to help for interoperability between entities of various vendors (to handle proprietary tag values).

#### 6.3.1 ASN.1 structures for ESipa messages between IPA and eIM

The `EsipaMessageFromIpaToEim` and `EsipaMessageFromEimToIpa` ASN.1 structures that contain the ESipa function requests and responses are defined as follows:

```
-- ASN1START
EsipaMessageFromIpaToEim ::= CHOICE {
    initiateAuthenticationRequestEsipa [57] InitiateAuthenticationRequestEsipa, --
Tag 'BF39'
    authenticateClientRequestEsipa [59] AuthenticateClientRequestEsipa, -- Tag 'BF3B'
    getBoundProfilePackageRequestEsipa [58] GetBoundProfilePackageRequestEsipa, --
Tag 'BF3A'
    cancelSessionRequestEsipa [65] CancelSessionRequestEsipa, -- Tag 'BF41'
    handleNotificationEsipa [61] HandleNotificationEsipa, -- Tag 'BF3D'
    transferEimPackageResponse [78] TransferEimPackageResponse, -- Tag 'BF4E'
    getEimPackageRequest [79] GetEimPackageRequest, -- Tag 'BF4F'
    provideEimPackageResult [80] ProvideEimPackageResult -- Tag 'BF50'
}
EsipaMessageFromEimToIpa ::= CHOICE {
    initiateAuthenticationResponseEsipa [57] InitiateAuthenticationResponseEsipa, --
Tag 'BF39'
    authenticateClientResponseEsipa [59] AuthenticateClientResponseEsipa, -- Tag
'BF3B'
    getBoundProfilePackageResponseEsipa [58] GetBoundProfilePackageResponseEsipa, --
Tag 'BF3A'
    cancelSessionResponseEsipa [65] CancelSessionResponseEsipa, -- Tag 'BF41'
```

```
transferEimPackageRequest [78] TransferEimPackageRequest, -- Tag 'BF4E'  
getEimPackageResponse [79] GetEimPackageResponse, -- Tag 'BF4F'  
provideEimPackageResultResponse [80] ProvideEimPackageResultResponse -- Tag 'BF50'  
}  
-- ASN1STOP
```

## 6.3.2 ESipa functions provided by eIM

### 6.3.2.1 ESipa.InitiateAuthentication

The request and response structures of ESipa.InitiateAuthentication are defined as follows:

```
-- ASN1START  
InitiateAuthenticationRequestEsipa ::= [57] SEQUENCE { -- Tag 'BF39'  
    euiccChallenge [1] Octet16, -- random eUICC challenge  
    smdpAddress [3] UTF8String OPTIONAL,  
    euiccInfol EUICCInfol OPTIONAL,  
    eimTransactionId [2] TransactionId OPTIONAL  
}  
  
InitiateAuthenticationResponseEsipa ::= [57] CHOICE { -- Tag 'BF39'  
    initiateAuthenticationOkEsipa InitiateAuthenticationOkEsipa,  
    initiateAuthenticationErrorEsipa INTEGER {  
        invalidDpAddress(1),  
        euiccVersionNotSupportedByDp(2),  
        ciPKIdNotSupported(3),  
        smdpAddressMismatch(50),  
        smdpOidMismatch(51),  
        invalidEimTransactionId(52),  
        undefinedError(127)  
    }  
}  
  
InitiateAuthenticationOkEsipa ::= SEQUENCE {  
    transactionId [0] TransactionId OPTIONAL, -- The TransactionID generated by the  
SM-DP+  
    serverSigned1 ServerSigned1, -- Signed information  
    serverSignature1 [APPLICATION 55] OCTET STRING, -- Server Sign1, Tag '5F37'  
    euiccCiPKIdentifierToBeUsed OCTET STRING, -- Key identifier (possibly truncated)  
of the CI Public Key to be used as required by ES10b.AuthenticateServer  
    serverCertificate Certificate,  
    matchingId UTF8String OPTIONAL,  
    ctxParams1 [2] CtxParams1 OPTIONAL  
}  
-- ASN1STOP
```

### 6.3.2.2 ESipa.AuthenticateClient

The request and response structures of ESipa.AuthenticateClient are defined as follows:

```
-- ASN1START  
AuthenticateClientRequestEsipa ::= [59] SEQUENCE { -- Tag 'BF3B'  
    transactionId [0] TransactionId, -- The TransactionID generated by the SM-DP+/SM-  
DS  
    authenticateServerResponse [56] AuthenticateServerResponse -- This is the response  
from ES10b.AuthenticateServer, possibly in compact format  
}  
  
AuthenticateClientResponseEsipa ::= [59] CHOICE { -- Tag 'BF3B'  
    authenticateClientOkDPESipa AuthenticateClientOkDPESipa,  
    authenticateClientOkDSEsipa AuthenticateClientOkDSEsipa,  
    authenticateClientErrorEsipa INTEGER {  
        eumCertificateInvalid(1),  
        eumCertificateExpired(2),  
        euiccCertificateInvalid(3),  
        euiccCertificateExpired(4),  
        euiccSignatureInvalid(5),  
        matchingIdRefused(6),  
        eidMismatch(7),  
    }  
}
```

```
        noEligibleProfile(8),
        ciPKUnknown(9),
        invalidTransactionId(10),
        insufficientMemory(11),
        pprNotAllowed(50),
        eventIdUnknown(56),
        undefinedError(127)
    }
}
AuthenticateClientOkDPESipa ::= SEQUENCE {
    transactionId [0] TransactionId OPTIONAL, -- The TransactionID generated by the
SM-DP+
    profileMetaData [37] StoreMetadataRequest OPTIONAL,
    smdpSigned2 SmdpSigned2, -- Signed information
    smdpSignature2 [APPLICATION 55] OCTET STRING, -- Tag '5F37'
    smdpCertificate Certificate, -- CERT.DPpb.ECDSA
    hashCc Octet32 OPTIONAL -- Hash of confirmation code
}
AuthenticateClientOkDSEsipa ::= SEQUENCE {
    transactionId [0] TransactionId, -- The TransactionID generated by the SM-DS
    profileDownloadTrigger [84] ProfileDownloadTriggerRequest OPTIONAL -- Tag 'BF54'
}
-- ASN1STOP
```

### 6.3.2.3 ESipa.GetBoundProfilePackage

The request and response structures of ESipa.GetBoundProfilePackage are defined as follows:

```
-- ASN1START
GetBoundProfilePackageRequestEsipa ::= [58] SEQUENCE { -- Tag 'BF3A'
    transactionId [0] TransactionId, -- The TransactionID generated by the SM-DP+
    prepareDownloadResponse [33] PrepareDownloadResponse -- This is the response from
ES10b.PrepareDownload, possibly in compact format
}
GetBoundProfilePackageResponseEsipa ::= [58] CHOICE { -- Tag 'BF3A'
    getBoundProfilePackageOkEsipa GetBoundProfilePackageOkEsipa,
    getBoundProfilePackageErrorEsipa INTEGER {
        euiccSignatureInvalid(1),
        confirmationCodeMissing(2),
        confirmationCodeRefused(3),
        confirmationCodeRetriesExceeded(4),
        bppRebindingRefused(5),
        downloadOrderExpired(6),
        profileMetadataMismatch(50),
        invalidTransactionId(95),
        undefinedError(127)
    }
}
GetBoundProfilePackageOkEsipa ::= SEQUENCE {
    transactionId [0] TransactionId OPTIONAL, -- The TransactionID generated by the
SM-DP+
    boundProfilePackage [54] BoundProfilePackage
}
-- ASN1STOP
```

### 6.3.2.4 ESipa.HandleNotification

The request structure of ESipa.HandleNotification is defined as follows (there is no response structure defined):

```
-- ASN1START
HandleNotificationEsipa ::= [61] CHOICE { -- Tag 'BF3D'
    pendingNotification [0] PendingNotification, -- A Notification to be delivered to
a Notification Receiver, possibly in compact format
    provideEimPackageResult [80] ProvideEimPackageResult -- Tag 'BF50'
```

```
}  
-- ASN1STOP
```

### 6.3.2.5 ESipa.CancelSession

The request and response structures of ESipa.CancelSession are defined as follows:

```
-- ASN1START  
CancelSessionRequestEsipa ::= [65] SEQUENCE { -- Tag 'BF41'  
    transactionId TransactionId, -- The TransactionID generated by the SM-DP+  
    cancelSessionResponse CancelSessionResponse -- This is the response from ES10b.  
    CancelSession function, possibly in compact format  
}  
CancelSessionResponseEsipa ::= [65] CHOICE { -- Tag 'BF41'  
    cancelSessionOk CancelSessionOk,  
    cancelSessionError INTEGER {  
        invalidTransactionId(1),  
        euiccSignatureInvalid(2),  
        undefinedError(127)  
    }  
}  
CancelSessionOk ::= SEQUENCE { -- This function has no output data  
}  
-- ASN1STOP
```

### 6.3.2.6 ESipa.GetEimPackage

The request and response structures of ESipa.GetEimPackage are defined as follows:

```
-- ASN1START  
StateChangeCause ::= INTEGER {  
    otherEim(0), -- for change(s) requested by another registered eIM  
    fallback(1), -- for change(s) following fallback requested by IPA  
    emergencyProfile(2), -- for change(s) following Emergency Profile swap requested  
    by IPA  
    local(3), -- for change(s) applied locally (RFU, not supported in this version)  
    reset(4), -- for change(s) following an euicc reset  
    immediateEnableProfile(5), -- for change(s) following immediate Profile enabling  
    requested by IPA  
    deviceChange(6), -- for change(s) detected by IPaE following a IoT Device change  
    (removable eSIMs)  
    undefined(127) -- unknown cause  
}  
GetEimPackageRequest ::= [79] SEQUENCE { -- Tag 'BF4F'  
    eidValue [APPLICATION 26] Octet16, -- Tag '5A'  
    notifyStateChange [0] NULL OPTIONAL, -- Notification to the eIM that it should  
    update its information about the eUICC (e.g. list of profiles, profile states...)  
    stateChangeCause [1] StateChangeCause OPTIONAL, -- Provide the cause of the  
    notified state change(s)  
    rPLMN [2] OCTET STRING (SIZE(3)) OPTIONAL -- MCC and MNC of the last registered  
    PLMN, coded as defined in 3GPP TS 24.008 [22]  
}  
GetEimPackageResponse ::= [79] CHOICE { -- Tag 'BF4F'  
    euiccPackageRequest [81] EuiccPackageRequest, -- Tag 'BF51'  
    ipaEuiccDataRequest [82] IpaEuiccDataRequest, -- Tag 'BF52'  
    profileDownloadTriggerRequest [84] ProfileDownloadTriggerRequest, -- Tag 'BF54'  
    eimPackageError INTEGER {  
        noEimPackageAvailable(1),  
        eidNotFound(2),  
        invalidEid(3),  
        missingEid(4),  
        undefinedError(127)  
    }  
}  
-- ASN1STOP
```

### 6.3.2.7 ESipa.ProvideEimPackageResult

The request and response structures of ESipa.ProvideEimPackageResult are defined as follows:

```
-- ASN1START
EimPackageResultErrorCode ::= INTEGER {
    invalidPackageFormat(1),
    unknownPackage(2),
    undefinedError(127)
}

EimPackageResultResponseError ::= SEQUENCE {
    eimTransactionId [0] TransactionId OPTIONAL,
    eimPackageResultErrorCode EimPackageResultErrorCode
}

EimPackageResult ::= CHOICE {
    euiccPackageResult [81] EuiccPackageResult, -- Tag 'BF51'
    ePRAndNotifications SEQUENCE {
        euiccPackageResult [81] EuiccPackageResult, -- Tag 'BF51'
        notificationList [0] PendingNotificationList -- Tag 'A0'
    },
    ipaEuiccDataResponse [82] IpaEuiccDataResponse, -- Tag 'BF52'
    profileDownloadTriggerResult [84] ProfileDownloadTriggerResult, -- Tag 'BF54'
    eimPackageResultErrorCode EimPackageResultErrorCode,
    eimPackageResultResponseError [0] EimPackageResultResponseError
}

ProvideEimPackageResult ::= [80] SEQUENCE { -- Tag 'BF50'
    eidValue [APPLICATION 26] Octet16 OPTIONAL, -- Tag '5A'
    eimPackageResult EimPackageResult
}

ProvideEimPackageResultResponse ::= [80] SEQUENCE { -- Tag 'BF50'
    eimAcknowledgements [83] EimAcknowledgements OPTIONAL -- Tag 'BF53'
}
-- ASN1STOP
```

If eimTransactionId was present in the eIM Package, the IPA SHALL return the same eimTransactionId in the ProvideEimPackageResult.

### 6.3.3 ESipa functions provided by IPA

#### 6.3.3.1 ESipa.TransferEimPackage

The request and response structures of ESipa.TransferEimPackage are defined as follows:

```
-- ASN1START
TransferEimPackageRequest ::= [78] CHOICE { -- Tag 'BF4E'
    euiccPackageRequest [81] EuiccPackageRequest, -- Tag 'BF51'
    ipaEuiccDataRequest [82] IpaEuiccDataRequest, -- Tag 'BF52'
    eimAcknowledgements [83] EimAcknowledgements, -- Tag 'BF53'
    profileDownloadTriggerRequest [84] ProfileDownloadTriggerRequest -- Tag 'BF54'
}

TransferEimPackageResponse ::= [78] CHOICE { -- Tag 'BF4E'
    euiccPackageResult [81] EuiccPackageResult, -- Tag 'BF51'
    ePRAndNotifications SEQUENCE {
        euiccPackageResult [81] EuiccPackageResult, -- Tag 'BF51'
        notificationList [0] PendingNotificationList -- Tag 'A0'
    },
    ipaEuiccDataResponse [82] IpaEuiccDataResponse, -- Tag 'BF52'
    eimPackageReceived NULL,
    eimPackageError INTEGER {
        invalidPackageFormat(1),

```

```

unknownPackage (2) ,
undefinedError (127)
}
}
-- ASN1STOP

```

## 6.4 ESipa function binding in JSON

"format": "base64": unless specified otherwise below, the value of a JSON field of this format SHALL contain the base64 coding defined in RFC 4648 [71] of the DER encoded ASN.1 data object (including its tag and length fields), referenced in "description".

**NOTE** In most of the cases, the ASN.1 data object is defined in ES10x request/responses. Otherwise, the 'description' of the base64 field references the section where the ASN.1 type is specified.

"pattern": "^[0-9,A-F]{n,m}\$": specifies the hexadecimal representation of the data referred to in "description".

### 6.4.1 List of functions

Function	Path	MXP
InitiateAuthentication	/gsma/rsp2/esipa/initiateAuthentication	Synchronous
AuthenticateClient	/gsma/rsp2/esipa/authenticateClient	Synchronous
GetBoundProfilePackage	/gsma/rsp2/esipa/getBoundProfilePackage	Synchronous
TransferEimPackage	/gsma/rsp2/esipa/transferEimPackage	Synchronous
GetEimPackage	/gsma/rsp2/esipa/getEimPackage	Synchronous
ProvideEimPackageResult	/gsma/rsp2/esipa/provideEimPackageResult	Synchronous
HandleNotification	/gsma/rsp2/esipa/handleNotification	Notification
CancelSession	/gsma/rsp2/esipa/cancelSession	Synchronous

**Table 24 List of functions**

#### 6.4.1.1 ESipa.InitiateAuthentication

Only the characters that are mandatory to escape (Quotation mark, reverse solidus, and the control characters) SHALL be escaped in JSON string value as specified in RFC 7159 [36] section 7. Other characters SHALL NOT be escaped.

Hereunder is the definition of the JSON schema for the <JSON requestBody> corresponding to the "ESipa.InitiateAuthentication" function:

```

{
  "type": "object",
  "properties": {
    "euiccChallenge": {
      "type": "string",
      "format": "base64",
      "description": "base64 encoding of the value field of the eUICC Challenge as defined in SGP.22 [4] (without tag and length fields)"
    },
    "euiccInfo1": {
      "type": "string",
      "format": "base64",
      "description": "euiccinfo1 as defined in SGP.22 [4]"
    }
  }
}

```

```

    },
    "smdpAddress": {
      "type": "string",
      "description": "SM-DP+ Address as defined in SGP.22 [4]"
    },
    "eimTransactionId": {
      "type": "string",
      "pattern": "^[0-9,A-F]{2,32}$",
      "description": "Transaction ID received from the eIM in
ProfileDownloadTriggerRequest"
    }
  },
  "required": ["euiccChallenge"]
}

```

Hereunder is the definition of the JSON schema for the <JSON responseBody> corresponding to the "ESipa.InitiateAuthentication" function:

```

{
  "type": "object",
  "properties": {
    "transactionId": {
      "type": "string",
      "pattern": "^[0-9,A-F]{2,32}$",
      "description": "TransactionID as defined in SGP.22 [4]"
    },
    "serverSigned1": {
      "type": "string",
      "format": "base64",
      "description": "The data object as required by ES10b.AuthenticateServer"
    },
    "serverSignature1": {
      "type": "string",
      "format": "base64",
      "description": "The signature as required by ES10b.AuthenticateServer"
    },
    "euiccCiPKIdentifierToBeUsed": {
      "type": "string",
      "format": "base64",
      "description": "The Public Key Identifier (possibly truncated) of the CI
Public Key to be used as required by ES10b.AuthenticateServer"
    },
    "serverCertificate": {
      "type": "string",
      "format": "base64",
      "description": "The server Certificate as required by
ES10b.AuthenticateServer"
    },
    "matchingId": {
      "type": "string",
      "description": "MatchingID as defined in SGP.22 [4]"
    },
    "ctxParams1": {
      "type": "string",
      "format": "base64",
      "description": "ctxParams1 as required by ES10b.AuthenticateServer"
    }
  },
  "required": ["serverSigned1", "serverSignature1", "serverCertificate"]
}

```

NOTE: IPA is in charge of transcoding the transactionId.

#### 6.4.1.2 ESipa.AuthenticateClient

Hereunder is the definition of the JSON schema for the <JSON requestBody> corresponding to the "ESipa.AuthenticateClient" function:

```
{
  "type": "object",
  "properties": {
    "transactionId": {
      "type": "string",
      "pattern": "^[0-9,A-F]{2,32}$",
      "description": "TransactionID as defined in SGP.22 [4]"
    },
    "authenticateServerResponse": {
      "type": "string",
      "format": "base64",
      "description": "AuthenticateServerResponse as provided by ES10b.AuthenticateServer, possibly in compact format"
    }
  },
  "required": ["transactionId", "authenticateServerResponse"]
}
```

Hereunder is the definition of the JSON schema for the <JSON responseBody> corresponding to the "ESipa.AuthenticateClient" function:

```
{
  "type": "object",
  "properties": {
    "transactionId": {
      "type": "string",
      "pattern": "^[0-9,A-F]{2,32}$",
      "description": "TransactionID as defined in SGP.22 [4]"
    },
    "profileMetadata": {
      "type": "string",
      "format": "base64",
      "description": "StoreMetadataRequest as defined SGP.22 [4]"
    },
    "smdpSigned2": {
      "type": "string",
      "format": "base64",
      "description": "SmdpSigned2 encoded data object"
    },
    "smdpSignature2": {
      "type": "string",
      "format": "base64",
      "description": "SM-DP+ signature as required by ES10b.PrepareDownload"
    },
    "smdpCertificate": {
      "type": "string",
      "format": "base64",
      "description": "The Certificate as required by ES10b.PrepareDownload"
    },
    "hashCc": {
      "type": "string",
      "format": "base64",
      "description": "hashCc as required by ES10b.PrepareDownload"
    }
  }
}
```



```
    }  
  },  
  "required" : ["smdpSigned2", "smdpSignature2", "smdpCertificate"]  
}
```

### 6.4.1.3 ESipa.GetBoundProfilePackage

Hereunder is the definition of the JSON schema for the <JSON requestBody> corresponding to the "ESipa.GetBoundProfilePackage" function:

```
{  
  "type": "object",  
  "properties": {  
    "transactionId": {  
      "type": "string",  
      "pattern": "^[0-9,A-F]{2,32}$",  
      "description": "TransactionID as defined in SGP.22 [4]"  
    },  
    "prepareDownloadResponse": {  
      "type": "string",  
      "format": "base64",  
      "description": "PrepareDownloadResponse as provided by  
ES10b.PrepareDownload, possibly in compact format"  
    }  
  },  
  "required": ["transactionId", "prepareDownloadResponse"]  
}
```

Hereunder is the definition of the JSON schema for the <JSON responseBody> corresponding to the "ESipa.GetBoundProfilePackage" function:

```
{  
  "type": "object",  
  "properties": {  
    "transactionId": {  
      "type": "string",  
      "pattern": "^[0-9,A-F]{2,32}$",  
      "description": "TransactionID as defined in SGP.22 [4]"  
    },  
    "boundProfilePackage": {  
      "type": "string",  
      "format": "base64",  
      "description": "Bound Profile Package required by  
ES10b.LoadBoundProfilePackage"  
    }  
  },  
  "required": ["transactionId", "boundProfilePackage"]  
}
```

### 6.4.1.4 ESipa.TransferEimPackage

Hereunder is the definition of the JSON schema for the <JSON requestBody> corresponding to the "ESipa.TransferEimPackage" function:

```
{  
  "type": "object",  
  "oneOf": [  
    {
```

```

    "properties": {
      "euiccPackageRequest": {
        "type": "string",
        "format": "base64",
        "description": "EuiccPackageRequest as defined in section 2.11.1.1"
      }
    },
    "required": ["euiccPackageRequest"]
  },{
    "properties": {
      "ipaEuiccDataRequest": {
        "type": "string",
        "format": "base64",
        "description": "IpaEuiccDataRequest as defined in section 2.11.1.2"
      }
    },
    "required": ["ipaEuiccDataRequest"]
  },{
    "properties": {
      "eimAcknowledgements": {
        "type": "string",
        "format": "base64",
        "description": "EimAcknowledgements as defined in section 2.11.1.4"
      }
    },
    "required": ["eimAcknowledgements"]
  },{
    "properties": {
      "profileDownloadTriggerRequest": {
        "type": "string",
        "format": "base64",
        "description": "ProfileDownloadTriggerRequest as defined in section
2.11.2.3"
      }
    },
    "required": ["profileDownloadTriggerRequest"]
  }
]
}

```

Hereunder is the definition of the JSON schema for the <JSON responseBody> corresponding to the "ESipa.TransferEimPackage" function:

```

{
  "type": "object",
  "oneOf": [
    {
      "properties": {
        "euiccPackageResult": {
          "type": "string",
          "format": "base64",
          "description": "EuiccPackageResult as defined in section 2.11.2.1"
        }
      },
      "required": ["euiccPackageResult"]
    },{
      "properties": {
        "ePRAndNotifications": {
          "type": "object",
          "properties": {

```

```

                "euiccPackageResult": {
                    "type": "string",
                    "format": "base64",
                    "description": "EuiccPackageResult as defined in section
2.11.2.1"
                },
                "notificationList": {
                    "type": "string",
                    "format": "base64",
                    "description": "PendingNotificationList as defined in section
2.11.2.2"
                }
            },
            "required": ["euiccPackageResult", "notificationList"]
        }
    },
    "required": ["ePRAndNotifications"]
}, {
    "properties": {
        "ipaEuiccDataResponse": {
            "type": "string",
            "format": "base64",
            "description": "IpaEuiccDataResponse as defined in section 2.11.2.2"
        }
    },
    "required": ["ipaEuiccDataResponse"]
}, {
    "properties": {
        "eimPackageError": {
            "type": "integer",
            "description": "eimPackageError code as defined in section 6.3.3.1"
        }
    },
    "required": ["eimPackageError"]
}
]
}

```

#### 6.4.1.5 ESipa.GetEimPackage

Hereunder is the definition of the JSON schema for the <JSON requestBody> corresponding to the "ESipa.GetEimPackage" function:

```

{
    "type": "object",
    "properties": {
        "eidValue": {
            "type": "string",
            "pattern": "^[0-9]{32}$",
            "description": "EID as described in SGP.22 [4]"
        },
        "notifyStateChange": {
            "type": "boolean",
            "description": "Notification to the eIM that it should update its
information about the eUICC (e.g. list of profiles, profile states...)"
        },
        "stateChangeCause": {

```

```
    "type" : "integer",
    "description" : "Provide the cause of the notified state change(s), as
defined at section 6.3.2.6"
  },
  "rPlmn": {
    "type" : "string",
    "format" : "base64",
    "description" : "MCC and MNC of the last registered PLMN, coded as defined
in 3GPP TS 24.008 [22]"
  }
},
"required": ["eidValue"]
}
```

Hereunder is the definition of the JSON schema for the <JSON responseBody> corresponding to the "ESipa.GetEimPackage" function:

```
{
  "type": "object",
  "oneOf": [
    {
      "properties": {
        "euiccPackageRequest": {
          "type": "string",
          "format": "base64",
          "description": "EuiccPackageRequest as defined in section 2.11.1.1.2"
        }
      },
      "required": ["euiccPackageRequest"]
    },
    {
      "properties": {
        "ipaEuiccDataRequest": {
          "type": "string",
          "format": "base64",
          "description": "IpaEuiccDataRequest as defined in section 2.11.1.2"
        }
      },
      "required": ["ipaEuiccDataRequest"]
    },
    {
      "properties": {
        "profileDownloadTriggerRequest": {
          "type": "string",
          "format": "base64",
          "description": "ProfileDownloadTriggerRequest as defined in section
2.11.2.3"
        }
      },
      "required": ["profileDownloadTriggerRequest"]
    },
    {
      "properties": {
        "eimPackageError": {
          "type": "integer",
          "description": "eimPackageError code as defined in section 6.3.2.6"
        }
      },
      "required": ["eimPackageError"]
    }
  ]
}
```

```
}  
]  
}
```

#### 6.4.1.6 ESipa.ProvideEimPackageResult

Hereunder is the definition of the JSON schema for the <JSON requestBody> corresponding to the "ESipa.ProvideEimPackageResult" function:

```
{  
  "type": "object",  
  "properties": {  
    "eidValue": {  
      "type": "string",  
      "pattern": "^[0-9]{32}$",  
      "description": "EID as described in SGP.22 [4]"  
    },  
    "eimPackageResult": {  
      "type": "string",  
      "format": "base64",  
      "description": "EimPackageResult as defined in section 6.3.2.7"  
    }  
  },  
  "required": ["eidValue", "eimPackageResult"]  
}
```

Hereunder is the definition of the JSON schema for the <JSON responseBody> corresponding to the "ESipa.ProvideEimPackageResult" function:

```
{  
  "type": "object",  
  "properties": {  
    "eimAcknowledgements": {  
      "type": "string",  
      "format": "base64",  
      "description": "EimAcknowledgements as defined in section 2.11.1.4"  
    }  
  },  
  "required": ["eimAcknowledgements"]  
}
```

#### 6.4.1.7 ESipa.HandleNotification

Hereunder is the definition of the JSON schema for the <JSON requestBody> corresponding to the "ESipa.HandleNotification" function:

```
{  
  "type": "object",  
  "oneOf": [  
    {  
      "properties": {  
        "pendingNotification": {  
          "type": "string",  
          "format": "base64",  
          "description": "PendingNotification as defined in section 5.14.7"  
        }  
      },  
      "required": ["pendingNotification"]  
    },  
    {  
      "properties": {  
        "provideEimPackageResult": {  

```

```

        "type": "string",
        "format": "base64",
        "description": "ProvideEimPackageResult as defined in section
6.3.2.7"
    },
    "required": ["provideEimPackageResult"]
}
]
}

```

#### 6.4.1.8 ESipa.CancelSession

Hereunder is the definition of the JSON schema for the <JSON requestBody> corresponding to the "ESipa.CancelSession" function:

```

{
  "type": "object",
  "properties": {
    "transactionId": {
      "type": "string",
      "pattern": "^[0-9,A-F]{2,32}$",
      "description": "TransactionID as defined in SGP.22 [4]"
    },
    "cancelSessionResponse": {
      "type": "string",
      "format": "base64",
      "description": "CancelSessionResponse as provided by ES10b.CancelSession"
    }
  },
  "required": ["transactionId", "cancelSessionResponse"]
}

```

"ESipa.CancelSession" function has no <JSON responseBody>.

## Annex A IoT Device Requirements (Normative)

### A.1 Functional IoT Device Requirements

Functional IoT Device Requirements No.	Requirement
IoTDEV1	The IoT Device SHALL support the following proactive command: REFRESH Command (At least mode 4 – “UICC Reset”), as defined in ETSI TS 102 223 [5].

**Table 25 IoT Device requirements**

### A.2 Support for CAT Mechanisms

Dependent on the deployment, the IoT Device SHALL support at least the CAT mechanisms (ETSI TS 102 223 [5]) indicated in the table below.

CAT mechanism	IPAd	IP Ae
TERMINAL PROFILE	X	X
SET UP EVENT LIST	X	X
REFRESH with “UICC Reset” or “eUICC Profile State Change” mode	X	X
PROVIDE LOCAL INFORMATION (IMEI)		X
SEND SHORT MESSAGE ENVELOPE (SMS-PP DOWNLOAD)	X	X
TIMER MANAGEMENT ENVELOPE (TIMER EXPIRATION)		X
OPEN CHANNEL related to packet data service bearer	X	X
CLOSE CHANNEL RECEIVE DATA SEND DATA GET CHANNEL STATUS EVENT DOWNLOAD - Data available EVENT DOWNLOAD - Channel status	X	X

**Table 26 CAT Mechanisms**

NOTE: The table also includes requirements for ES6.

## **Annex B Mapping of procedures to IoT protocols (Informative)**

### **B.1 LwM2M**

In case of LwM2M implementation of the ESipa it is expected that the eIM is a component that is integrated into Device Management platform and the IPA is a component that is part of the Device Management Client functionality in the IoT Device. For efficient message transfer LwM2M 1.1 and higher protocol version is RECOMMENDED.

#### **B.1.1 Secure connection**

A secure connection needs to be ensured so that ESipa security requirements are fulfilled. Specifically, LwM2M unsecured mode is not used unless appropriate lower-layer provided security is used, that the LwM2M server is in the same security realm as the element terminating the lower-layer security between it and the IoT Device, and it is ensured that only elements within the same security realm can access the unsecured traffic.

## B.1.2 LwM2M object

The following object has been defined and registered to handle the ESipa implementation in LwM2M, see OMA LwM2M Object and Resource Registry [30].

### Object definition

Name	Object ID	Object Version	LWM2M Version
eSIM IoT	3443	1.0	1.0
Object URN		Instances	Mandatory
urn:oma:lwm2m:ext:3443		Single	Optional

**Table 27 Object Definition**

### Resource definition

ID	Name	Operations	Instances	Mandatory	Type	Range or Enumeration	Units	Description
0	State	R	Single	Mandatory	Integer			Status 0 – ready to receive eIM message 1 – not able to receive eIM message  Note: In case value is >0 then writing to resource 2 SHALL NOT be possible
1	EID	R	Single	Mandatory	String			EID of the eUICC that is target of the object
2	eIM message	W	Single	Mandatory	Opaque			the message from eIM to IPA. The message SHALL be in the ASN.1 DER format defined in section 6.3.1
3	IPA message	R	Single	Mandatory	Opaque			The message from IPA to eIM. The message SHALL be in the ASN.1 DER format defined in section 6.3.1
4	Clear IPA message	E	Single	Mandatory				In case Send or Confirmable Notifications is not used to deliver IPA message then execution of this resource will confirm delivery of the IPA message and clear the resource 3.

**Table 28 Resource Definition**



## B.1.3 Procedures

For purpose of simplification, the IPA in this section will represent LwM2M client integrating also IPA functionality and eIM will represent LwM2M server integrating also eIM functionality.

### B.1.3.1 Transferring messages between eIM and IPA (LwM2M)

Following procedure is an example generic implementation of transfer of an eIM message to IPA and IPA message to eIM using LwM2M. This example uses functions introduced in LwM2M version 1.1.

```

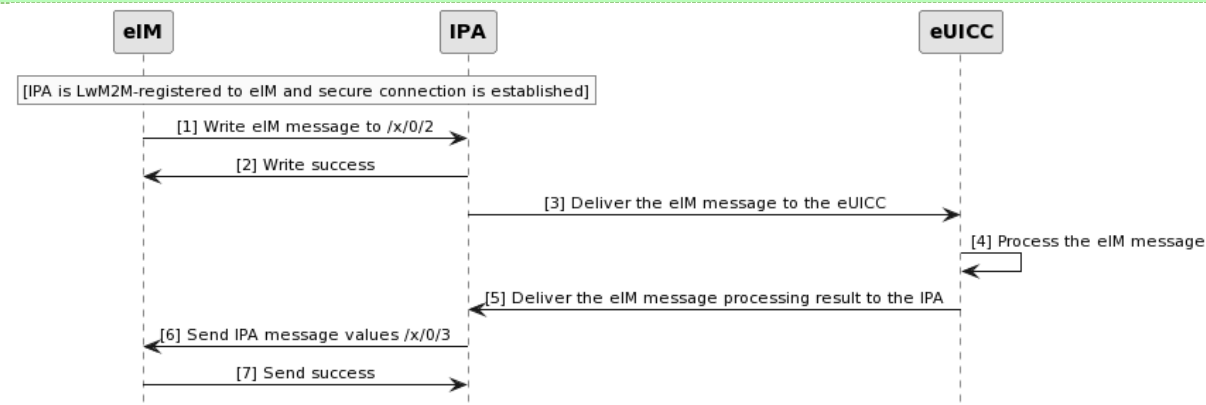
@startuml
hide footbox
skinparam sequenceMessageAlign center
skinparam sequenceArrowFontSize 11
skinparam noteFontSize 11
skinparam monochrome true
skinparam lifelinestrategy solid

participant "<b>eIM" as EIM
participant "<b>IPA" as IPA
participant "<b>eUICC" as E

note over EIM, IPA : [IPA is LwM2M-registered to eIM and secure connection is established]

EIM -> IPA : [1] Write eIM message to /x/0/2
IPA -> EIM : [2] Write success
IPA -> E : [3] Deliver the eIM message to the eUICC
E -> E : [4] Process the eIM message
E -> IPA : [5] Deliver the eIM message processing result to the IPA
IPA -> EIM : [6] Send IPA message /x/0/3
EIM -> IPA : [7] Send success
@enduml

```



**Figure 31 Transferring messages between eIM and IPA (LwM2M)**

#### Start Conditions:

The LwM2M client in IPA is registered to the LwM2M server in eIM and secure connection between the client and the server is established.

#### Procedure:

1. The eIM sends Write request with the eIM message in resource /x/0/2
2. The IPA confirms delivery of the Write request

3. The IPA provides to the eUICC the message from eIM with provided parameters.
4. The eUICC processes the eIM message.
5. The eUICC returns the result of message processing to the IPA.
6. The IPA uses the Send request to deliver the IPA message in resource /x/0/3
7. The eIM confirms delivery of the Send message and the content of resource x/0/3 is cleared in the IPA

## B.2 MQTT

In case of an MQTT implementation of the ESipa, it is expected that the eIM is a component that is integrated into a device management platform and the IPA is a component that is part of the device management client functionality in the IoT Device. For efficient message transfer MQTT v5.0 [23] or higher is RECOMMENDED.

NOTE: MQTT is running over TCP.

### B.2.1 Mapping of MQTT Roles

Both the entity hosting the eIM and the IoT Device implementing the IPA will act as clients of the MQTT broker and both will be able to publish and subscribe to topics.

For the IPA to connect to the MQTT broker, the FQDN of the MQTT broker is used and configured in the `eimFqdn` within the `EimConfigurationData`.

### B.2.2 Secure connection

The security of the MQTTs connection between involved entities (i.e. IPA and eIM) and the MQTT broker has to be ensured by using TLS transport security with certificate authentication. The security of the MQTT application level uses the same certificate for authenticating the client to the MQTT broker. MQTT broker uses port 8883 as default MQTT secure port.

NOTE: MQTT v5.0 [23] uses TLS 1.2 as defined in RFC 5246 [8].

### B.2.3 Description

The following topics are proposed to handle the ESipa implementation in MQTT. The topics are focused on transferring eIM Packages and eIM Package Results between eIM and IPA and direct Profile download is assumed.

Name	Topic	Description
eIM message	<code>eim-to-ipa/{eid}</code>	Topic used by the eIM to publish an <code>EsipaMessageFromEimToIpa</code> to an IoT Device
IPA message	<code>ipa-to-eim</code>	Topic used by the IPA to publish an <code>EsipaMessageFromIpaToEim</code> to the eIM

**Table 29 eIM and IPA Message**

#### eIM Message

Publisher: eIM

Subscriber: IPA of the matching eID

Usage: This topic is used by the eIM to publish the requests to the IPA. The IPA will be subscribed and receive all the requests in order to process them.

Topic: eim- to-ipa/{eid}

Parameter	Type	Description
EsipaMessageFromEimToIpa	Binary	EsipaMessageFromEimToIpa following the ASN.1 structure as described in section 6.3.1.

**Table 30 EsipaMessageFromEimToIpa**

## IPA message

Publisher: IPA

Subscriber: eIM

Usage: This topic is used by the IPA to publish the responses to the eIM requests. The eIM will be subscribed and receive all the responses from the processed requests.

Topic: ipa-to-eim

Parameter	Type	Description
EsipaMessageFromIpaToEim	Binary	EsipaMessageFromIpaToEim following the ASN.1 structure as described in section 6.3.1.

**Table 31 EsipaMessageFromIpaToEim**

## B.2.4 Procedures

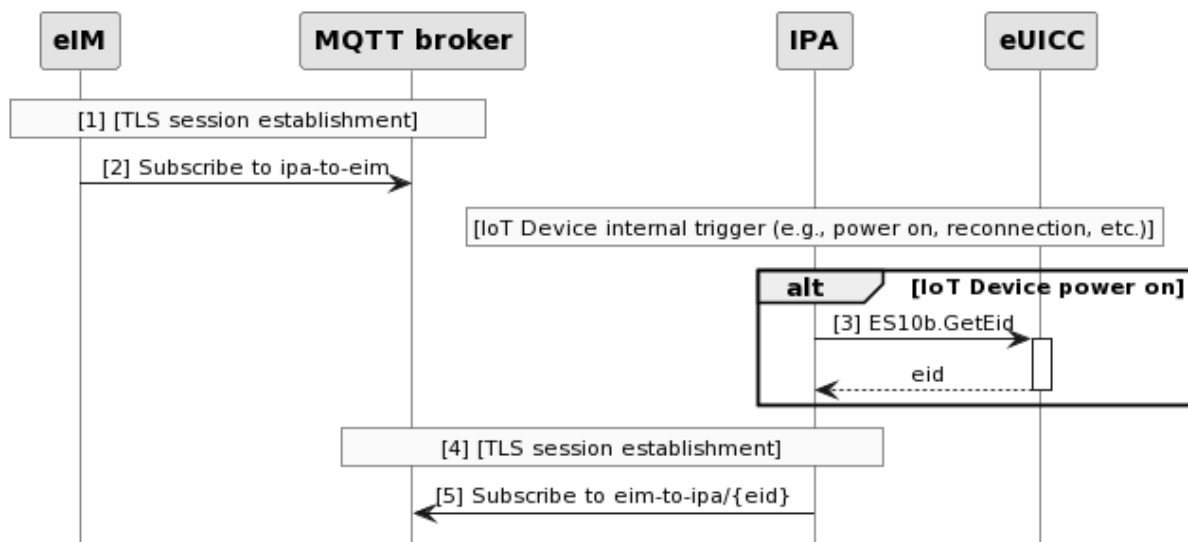
### B.2.4.1 Connection

```

@startuml
hide footbox
skinparam sequenceMessageAlign center
skinparam sequenceArrowFontSize 11
skinparam noteFontSize 11
skinparam monochrome true
skinparam lifelinestrategy solid
participant "<b>eIM" as EIM
participant "<b>MQTT broker" as BROKER
participant "<b>IPA" as IPA
participant "<b>eUICC" as E
rnote over EIM, BROKER : [1] [TLS session establishment]
EIM -> BROKER: [2] Subscribe to ipa-to-eim

rnote over IPA : [IoT Device internal trigger (e.g., power on, reconnection, etc.)]
alt IoT Device power on
IPA -> E: [3] ES10b.GetEid
activate E
E --> IPA: eid
deactivate E
end
rnote over IPA, BROKER : [4] [TLS session establishment]
IPA -> BROKER: [5] Subscribe to eim-to-ipa/{eid}
@enduml

```



**Figure 32 Connection**

1. Establish TLS session between the eIM and MQTT broker
2. eIM subscribes to the ipa-to-eim topic to be able to receive IPA responses
3. IPA reads the eUICC EID using ES10b.GetEid
4. TLS session is established between the IPA and the MQTT broker
5. IPA subscribes to the eim-to-ipa/{eid} to receive the eIM request

#### B.2.4.2 Communication (Retrieval)

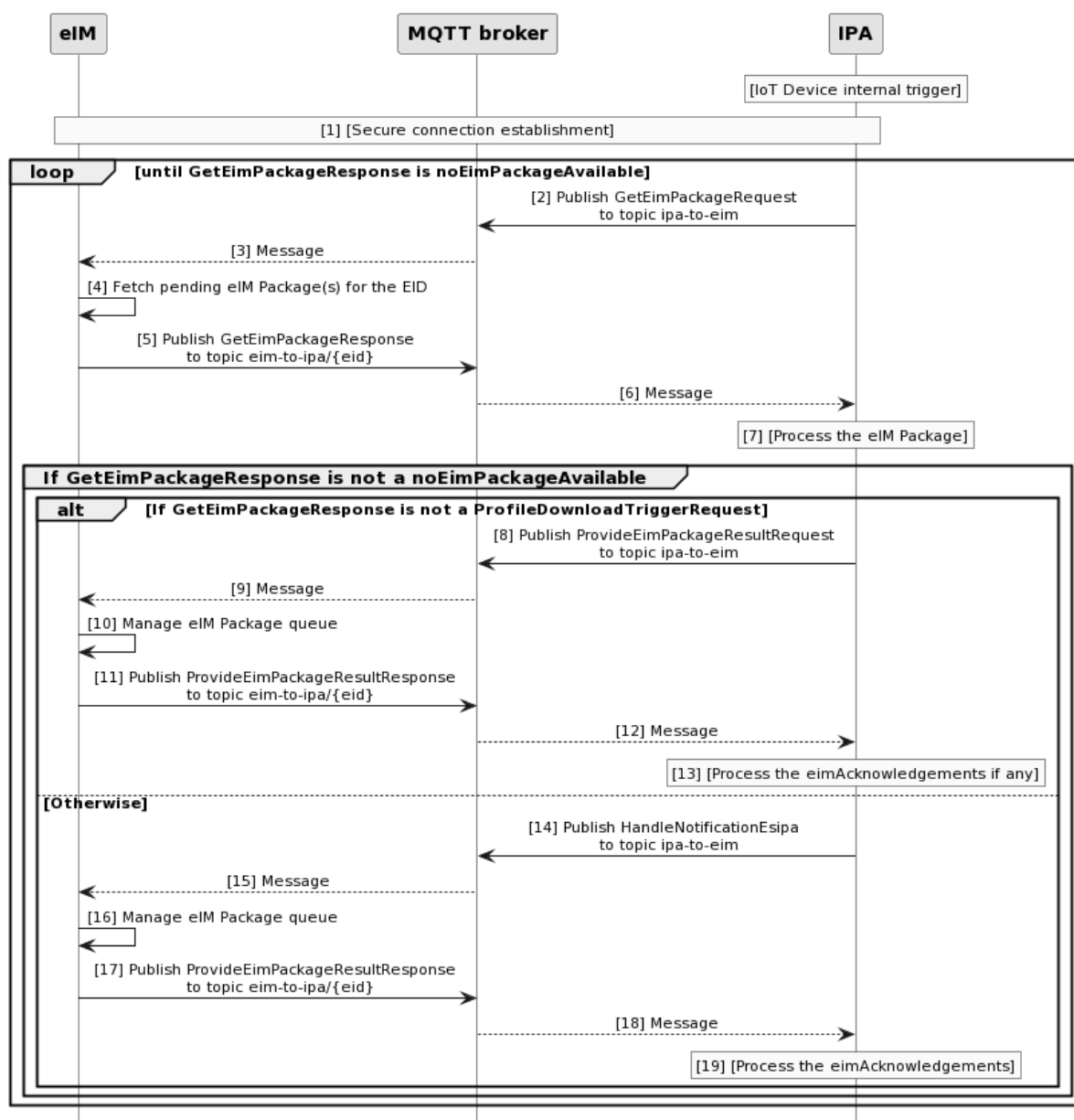
```

@startuml
hide footbox
skinparam sequenceMessageAlign center
skinparam sequenceArrowFontSize 11
skinparam noteFontSize 11
skinparam monochrome true
skinparam lifelinestrategy solid

participant "<b>eIM" as EIM
participant "<b>MQTT broker" as BROKER
participant "<b>IPA" as IPA

rnote over IPA: [IoT Device internal trigger]
rnote over EIM, IPA : [1] [Secure connection establishment]
loop until GetEimPackageResponse is noEimPackageAvailable
IPA -> BROKER : [2] Publish GetEimPackageRequest \n to topic ipa-to-eim
BROKER --> EIM : [3] Message
EIM -> EIM : [4] Fetch pending eIM Package(s) for the EID
EIM -> BROKER : [5] Publish GetEimPackageResponse \n to topic eim-to-ipa/{eid}
BROKER --> IPA : [6] Message
rnote over IPA : [7] [Process the eIM Package]
group If GetEimPackageResponse is not a noEimPackageAvailable
    
```

```
alt If GetEimPackageResponse is not a ProfileDownloadTriggerRequest
IPA -> BROKER : [8] Publish ProvideEimPackageResultRequest \n to topic ipa-to-eim
BROKER --> EIM : [9] Message
EIM -> EIM : [10] Manage eIM Package queue
EIM -> BROKER : [11] Publish ProvideEimPackageResultResponse \n to topic eim-to-
ipa/{eid}
BROKER --> IPA : [12] Message
rnote over IPA : [13] [Process the eimAcknowledgements if any]
else Otherwise
IPA -> BROKER : [14] Publish HandleNotificationEsipa \n to topic ipa-to-eim
BROKER --> EIM : [15] Message
EIM -> EIM : [16] Manage eIM Package queue
EIM -> BROKER : [17] Publish ProvideEimPackageResultResponse \n to topic eim-to-
ipa/{eid}
BROKER --> IPA : [18] Message
rnote over IPA : [19] [Process the eimAcknowledgements]
end
end
end
@enduml
```



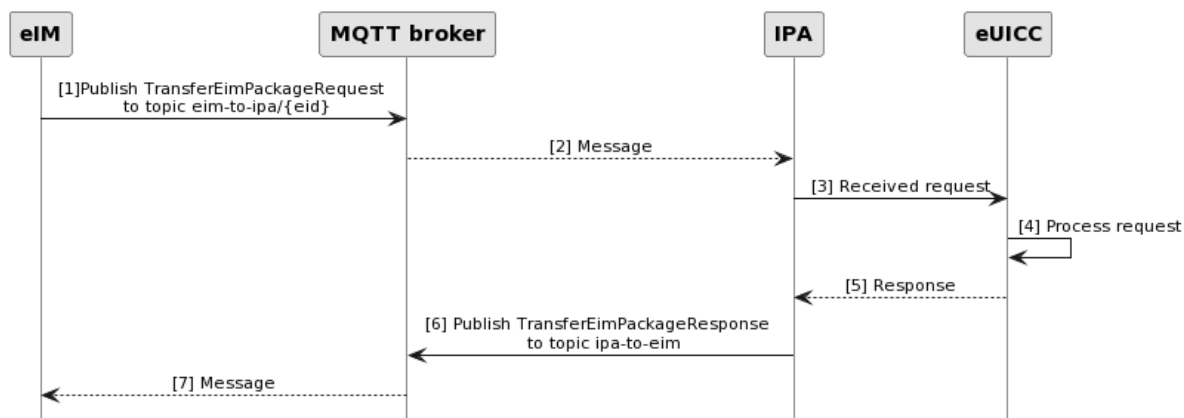
**Figure 33 Communication (Retrieval)**

1. Secure connection is established.
2. IPA publishes GetEimPackageRequest to topic ipa-to-eim.
3. Message is transferred to eIM.
4. eIM fetches the pending eIM Package(s) for the received EID.
5. eIM publishes the GetEimPackageResponse to topic eim-to-ipa/{eid}.
6. Message is transferred to the IPA.
7. The IPA processes the eIM Package by forwarding it to the eUICC. The eUICC processes the request and prepares the eIM Package Result and sends the result to the IPA.

8. If the GetEimPackageResponse is a ProfileDownloadTriggerRequest, the procedure continues in step 14, otherwise the IPA publishes the ProvideEimPackageResult in ipa-to-eim.
9. Message is transferred to the eIM
10. eIM manages the eIM Package queue.
11. The eIM publishes ProvideEimPackageResultResponse to eim-to-ipa/{eid}.
12. Message is sent to the IPA.
13. The IPA processes the eimAcknowledgements (if any).
14. The IPA publishes HandleNotificationEsipa.
15. Message is transferred to the eIM.
16. The eIM manages the eIM Package queue.
17. the eIM publishes ProvideEimPackageResultResponse to topic eim-to-ipa/{eid}.
18. Message is transferred to the IPA.
19. The IPA processes the eimAcknowledgement.

### B.2.4.3 Communication (Injection)

```
@startuml
hide footbox
skinparam sequenceMessageAlign center
skinparam sequenceArrowFontSize 11
skinparam noteFontSize 11
skinparam monochrome true
skinparam lifelinestrategy solid
participant "<b>eIM" as EIM
participant "<b>MQTT broker" as BROKER
participant "<b>IPA" as IPA
participant "<b>eUICC" as E
EIM->BROKER: [1] Publish TransferEimPackageRequest \n to topic eim-to-ipa/{eid}
BROKER-->IPA: [2] Message
IPA->E: [3] Received request
E->E: [4] Process request
E-->IPA: [5] Response
IPA->BROKER: [6] Publish TransferEimPackageResponse \n to topic ipa-to-eim
BROKER-->EIM: [7] Message
@enduml
```



**Figure 34 Communication (injection)**

1. eIM publishes TransferEimPackageRequest to topic ipa-to-ipa/{eid}.
2. Message is transferred to the IPA.
3. The IPA forwards the received request to the eUICC.
4. The eUICC processes the request and prepares the eIM Package Result.
5. The eUICC sends the response to the IPA.
6. The IPA publishes the TransferEimPackageResponse in ipa-to-eim.
7. Message is transferred to the eIM.

## Annex C ASN.1 Definitions (Normative)

```

-- 2.1.3 ASN.1

SGP32Definitions {joint-iso-itu-t(2) international-organizations(23) gsma(146) rsp(1)
asn1modules(1) sgp32v1(31)}

DEFINITIONS
AUTOMATIC TAGS
EXTENSIBILITY IMPLIED ::=
BEGIN

IMPORTS Certificate, SubjectPublicKeyInfo FROM PKIX1Explicit88 {iso(1) identified-
organization(3) dod(6) internet(1) security(5) mechanisms(5) pkix(7) id-mod(0) id-
pkix1-explicit(18)}

SubjectKeyIdentifier FROM PKIX1Implicit88 {iso(1) identified-organization(3) dod(6)
internet(1) security(5) mechanisms(5) pkix(7) id-mod(0) id-pkix1-implicit(19)}

CancelSessionReason, ServerSigned1, RspCapability, Iccid, TransactionId,
ProfileInfoListRequest, RulesAuthorisationTable, EUICCInfo1, DeviceInfo,
VersionType, UICCCapability, PprIds, CertificationDataObject, Octet1, Octet16,

```



GSMA  
SGP.32 - eSIM IoT Technical Specification

```
Octet32, PrepareDownloadResponseOk, PrepareDownloadResponseError,  
AuthenticateResponseError, CtxParams1, ProfileInstallationResultData,  
OtherSignedNotification, EuiccSignPIR, ErrorResult, NotificationMetadata,  
CancelSessionResponseOk, SmdpSigned2, BoundProfilePackage, NotificationEvent,  
VendorSpecificExtension, DpProprietaryData, OperatorId,  
NotificationConfigurationInformation, ProfileClass, IconType, ProfileState,  
OctetTo16 FROM RSPDefinitions {joint-iso-itu-t(2) international-organizations(23)  
gsma(146) rsp(1) asn1modules(1) sgp22v2(2)};
```

-- 2.11.1.1 EuiccPackageRequest

```
EuiccPackageRequest ::= [81] SEQUENCE { -- Tag 'BF51', #SupportedForPsmoV1.0.0#  
    euiccPackageSigned EuiccPackageSigned,  
    eimSignature [APPLICATION 55] OCTET STRING -- Tag '5F37'  
}
```

```
EuiccPackageSigned ::= SEQUENCE {  
    eimId [0] UTF8String (SIZE(1..128)),  
    eidValue [APPLICATION 26] Octet16, -- Tag '5A'  
    counterValue [1] INTEGER,  
    eimTransactionId [2] TransactionId OPTIONAL,  
    euiccPackage EuiccPackage  
}
```

```
EuiccPackage ::= CHOICE {  
    psmoList SEQUENCE OF Psmo, -- #SupportedForPsmoV1.0.0#  
    ecoList SEQUENCE OF Eco -- #SupportedForEcoV1.0.0#  
}
```

-- 2.11.1.1.1 eIM Configuration Data

```
EimConfigurationData ::= SEQUENCE {  
    eimId [0] UTF8String (SIZE(1..128)), -- eimId of eIM  
    eimFqdn [1] UTF8String OPTIONAL, -- FQDN of eIM or intermediate server, if used  
    eimIdType [2] EimIdType OPTIONAL,  
    counterValue [3] INTEGER OPTIONAL, -- initial counterValue for the eIM  
    associationToken [4] INTEGER OPTIONAL,  
    eimPublicKeyData [5] CHOICE {  
        eimPublicKey SubjectPublicKeyInfo, -- public key of eIM, used for eUICC Package  
signature verification, where the encoding follows X.509 standard  
        eimCertificate Certificate -- certificate of eIM, used for eUICC Package  
signature verification, where the encoding follows X.509 standard  
    } OPTIONAL,  
    trustedPublicKeyDataTls [6] CHOICE {  
        trustedEimPkTls SubjectPublicKeyInfo, -- public key of eIM, used for TLS or  
DTLS, where the encoding follows X.509 standard
```

GSMA  
SGP.32 - eSIM IoT Technical Specification

```
        trustedCertificateTls Certificate -- either the certificate of eIM, used for
(D)TLS, or the certificate of the CA, where the encoding follows X.509 standard
    } OPTIONAL,
    eimSupportedProtocol [7] EimSupportedProtocol OPTIONAL,
    euiccCiPKId [8] SubjectKeyIdentifier OPTIONAL, -- CI Public Key Identifier
supported on the eUICC for signature creation
    indirectProfileDownload[9] NULL OPTIONAL -- support of Indirect Profile download
with indicated EimSupportedProtocol
}
EimIdType ::= INTEGER {
    eimIdTypeOid(1),
    eimIdTypeFqdn(2),
    eimIdTypeProprietary(3)
}
EimSupportedProtocol ::= BIT STRING {
    eimRetrieveHttps(0),
    eimRetrieveCoaps(1),
    eimInjectHttps(2),
    eimInjectCoaps(3),
    eimProprietary(4)
}

-- 2.11.1.1.2 eUICC Package Request Containing eCOs

Eco ::= CHOICE {
    addEim [8] EimConfigurationData, -- for eIM configuration data see 2.11.1
    deleteEim [9] SEQUENCE {eimId [0] UTF8String},
    updateEim [10] EimConfigurationData,
    listEim [11] SEQUENCE {}
}

-- 2.11.1.1.3 eUICC Package Request Containing PSMOs

Psmo ::= CHOICE {
    enable [3] SEQUENCE {
        iccid [APPLICATION 26] Iccid,
        rollbackFlag NULL OPTIONAL
    },
    disable [4] SEQUENCE {iccid [APPLICATION 26] Iccid},
    delete [5] SEQUENCE {iccid [APPLICATION 26] Iccid},
    listProfileInfo [45] ProfileInfoListRequest, -- Tag 'BF2D'
    getRAT [6] SEQUENCE {},
    configureImmediateEnable [7] SEQUENCE {
        immediateEnableFlag [0] NULL OPTIONAL,
```

## GSMA SGP.32 - eSIM IoT Technical Specification

```
    defaultSmdpOid [1] OBJECT IDENTIFIER OPTIONAL,
    defaultSmdpAddress [2] UTF8String OPTIONAL
},
setFallbackAttribute [8] SEQUENCE {iccid [APPLICATION 26] Iccid},
unsetFallbackAttribute [9] SEQUENCE {},
setDefaultDpAddress [101] SetDefaultDpAddressRequest -- Tag 'BF65'
}

-- 2.11.1.2 IpaEuiccDataRequest

IpaEuiccDataRequest ::= [82] SEQUENCE { -- Tag BF52
    tagList [APPLICATION 28] OCTET STRING, -- Tag '5C'
    euiccCiPKIdentifierToBeUsed OCTET STRING OPTIONAL, -- CI Public Key Identifier
    (possibly truncated) supported on the eUICC for signature creation
    searchCriteriaNotification [1] CHOICE {
        seqNumber [0] INTEGER,
        profileManagementOperation [1] NotificationEvent
    } OPTIONAL,
    searchCriteriaEuiccPackageResult [2] CHOICE {
        seqNumber [0] INTEGER
    } OPTIONAL,
    eimTransactionId [3] TransactionId OPTIONAL -- Tag '82'
}

-- 2.11.1.3 ProfileDownloadTriggerRequest

ProfileDownloadTriggerRequest ::= [84] SEQUENCE { -- Tag 'BF54'
    profileDownloadData [0] ProfileDownloadData OPTIONAL,
    eimTransactionId [2] TransactionId OPTIONAL
}

ProfileDownloadData ::= CHOICE {
    activationCode [0] UTF8String (SIZE(0..255)),
    contactDefaultSmdp [1] NULL,
    contactSmds [2] SEQUENCE {
        smdsAddress UTF8String OPTIONAL
    }
}

-- 2.11.1.4 EimAcknowledgements

EimAcknowledgements ::= [83] SEQUENCE OF SequenceNumber -- Tag BF53
SequenceNumber ::= [0] INTEGER
```

```
-- 2.11.2.1 EuiccPackageResult

EuiccPackageResult ::= [81] CHOICE { -- Tag 'BF51' #SupportedForPsmoV1.0.0#
    euiccPackageResultSigned EuiccPackageResultSigned,
    euiccPackageErrorSigned EuiccPackageErrorSigned,
    euiccPackageErrorUnsigned EuiccPackageErrorUnsigned
}

EuiccPackageResultSigned ::= SEQUENCE {
    euiccPackageResultDataSigned EuiccPackageResultDataSigned,
    euiccSignEPR [APPLICATION 55] OCTET STRING -- Tag '5F37'
}

EuiccPackageResultDataSigned ::= SEQUENCE { -- #SupportedForPsmoV1.0.0#
    eimId [0] UTF8String (SIZE(1..128)),
    counterValue [1] INTEGER,
    eimTransactionId[2] TransactionId OPTIONAL,
    seqNumber [3] INTEGER,
    euiccResult SEQUENCE OF EuiccResultData
}

EuiccResultData ::= CHOICE {
    enableResult [3] EnableProfileResult,
    disableResult [4] DisableProfileResult,
    deleteResult [5] DeleteProfileResult,
    listProfileInfoResult [45] ProfileInfoListResponse,
    getRATResult [6] RulesAuthorisationTable, -- see SGP.22
    configureImmediateEnableResult [7] ConfigureImmediateEnableResult,
    addEimResult [8] AddEimResult,
    deleteEimResult [9] DeleteEimResult,
    updateEimResult [10] UpdateEimResult,
    listEimResult [11] ListEimResult,
    rollbackResult [12] RollbackProfileResult,
    setFallbackAttributeResult [13] SetFallbackAttributeResult,
    unsetFallbackAttributeResult [14] UnsetFallbackAttributeResult,
    processingTerminated INTEGER {
        resultSizeOverflow(1),
        unknownOrDamagedCommand(2),
        interruption(3),
        undefinedError(127)
    },
    setDefaultDpAddressResult [101] SetDefaultDpAddressResponse
}

EuiccPackageErrorSigned ::= SEQUENCE {
    euiccPackageErrorDataSigned EuiccPackageErrorDataSigned,
    euiccSignEPE [APPLICATION 55] OCTET STRING -- Tag '5F37'
```

```
}  
EuiccPackageErrorDataSigned ::= SEQUENCE {  
    eimId [0] UTF8String (SIZE(1..128)),  
    counterValue [1] INTEGER,  
    eimTransactionId [2] TransactionId OPTIONAL,  
    euiccPackageErrorCode EuiccPackageErrorCode  
}  
EuiccPackageErrorCode ::= INTEGER {  
    invalidEid(3),  
    replayError(4),  
    counterValueOutOfRange(6),  
    sizeOverflow(15),  
    ecallActive(104),  
    undefinedError(127)  
}  
  
EuiccPackageErrorUnsigned ::= SEQUENCE {  
    eimId [0] UTF8String (SIZE(1..128)),  
    eimTransactionId [2] TransactionId OPTIONAL,  
    associationToken [4] INTEGER OPTIONAL  
}  
ConfigureImmediateEnableResult ::= INTEGER {  
    ok(0),  
    insufficientMemory(1),  
    commandError(7),  
    undefinedError(127)  
}  
EnableProfileResult ::= INTEGER {  
    ok(0),  
    iccidOrAidNotFound(1),  
    profileNotInDisabledState(2),  
    disallowedByPolicy(3),  
    catBusy(5),  
    rollbackNotAvailable(20),  
    undefinedError(127)  
}  
DisableProfileResult ::= INTEGER {  
    ok(0),  
    iccidOrAidNotFound(1),  
    profileNotInEnabledState(2),  
    disallowedByPolicy(3),  
    catBusy(5),  
    undefinedError(127)
```

```
}
DeleteProfileResult ::= INTEGER {
    ok(0),
    iccidOrAidNotFound(1),
    profileNotInDisabledState(2),
    disallowedByPolicy(3),
    rollbackNotAvailable(20),
    returnFallbackProfile(21),
    undefinedError(127)
}
ProfileInfoListResponse ::= [45] CHOICE {
    profileInfoListOk SEQUENCE OF ProfileInfo, -- see SGP.22
    profileInfoListError ProfileInfoListError
}
ProfileInfoListError ::= INTEGER {
    incorrectInputValues(1),
    profileChangeOngoing(11),
    undefinedError(127)
}
RollbackProfileResult ::= INTEGER {
    ok(0),
    undefinedError(127)
}
SetFallbackAttributeResult ::= INTEGER {
    ok(0),
    iccidOrAidNotFound(1),
    fallbackNotAllowed(2),
    fallbackProfileEnabled(3),
    undefinedError(127)
}
UnsetFallbackAttributeResult ::= INTEGER {
    ok(0),
    noFallbackAttribute(2),
    fallbackProfileEnabled(3),
    commandError(7),
    undefinedError(127)
}
AddEimResult ::= CHOICE {
    associationToken [4] INTEGER,
    addEimResultCode INTEGER {
        ok(0),
        insufficientMemory(1),
        associatedEimAlreadyExists(2),
```

```
        ciPKUnknown(3),
        invalidAssociationToken(5),
        counterValueOutOfRange(6),
        commandError(7),
        undefinedError(127)
    }
}
DeleteEimResult ::= INTEGER {
    ok(0),
    eimNotFound(1),
    lastEimDeleted(2), -- no eIM Configuration Data available in eUICC,
    commandError(7),
    undefinedError(127)
}
UpdateEimResult ::= INTEGER {
    ok(0),
    eimNotFound(1),
    ciPKUnknown(3),
    counterValueOutOfRange(6),
    commandError(7),
    undefinedError(127)
}
ListEimResult ::= CHOICE {
    eimIdList SEQUENCE OF EimIdInfo,
    listEimError INTEGER {
        undefinedError(127)
    }
}
EimIdInfo ::= SEQUENCE {
    eimId [0] UTF8String (SIZE(1..128)),
    eimIdType [2] EimIdType OPTIONAL -- present in case of eimIdTypeOid and
eimIdTypeFqdn
}

-- 2.11.2.2 IpaEuiccDataResponse

IpaEuiccDataErrorCode ::= INTEGER {
    incorrectTagList(1),
    euiccCiPKIdNotFound(5),
    ecallActive(104),
    undefinedError(127)
}
```

```
IpaEuiccDataResponseError ::= SEQUENCE {
    eimTransactionId [0] TransactionId OPTIONAL,
    ipaEuiccDataErrorCode IpaEuiccDataErrorCode
}

IpaEuiccDataResponse ::= [82] CHOICE { -- Tag 'BF52'
    ipaEuiccData IpaEuiccData,
    ipaEuiccDataResponseError IpaEuiccDataResponseError
}

PendingNotificationList ::= SEQUENCE OF PendingNotification
EuiccPackageResultList ::= SEQUENCE OF EuiccPackageResult

IpaEuiccData ::= SEQUENCE {
    notificationsList [0] PendingNotificationList OPTIONAL, -- Tag 'A0'
    defaultSmdpAddress [1] UTF8String OPTIONAL, -- Tag '81'
    euiccPackageResultList [2] EuiccPackageResultList OPTIONAL, -- Tag 'A2'
    euiccInfo1 [32] EUICCIInfo1 OPTIONAL, -- Tag 'BF20'
    euiccInfo2 [34] EUICCIInfo2 OPTIONAL, -- Tag 'BF22'
    rootSmdsAddress [3] UTF8String OPTIONAL, -- Tag '83'
    associationToken [4] INTEGER OPTIONAL, -- Tag '84'
    eumCertificate [5] Certificate OPTIONAL, -- Tag 'A5'
    euiccCertificate [6] Certificate OPTIONAL, -- Tag 'A6'
    eimTransactionId [7] TransactionId OPTIONAL, -- Tag '87'
    ipaCapabilities [8] IpaCapabilities OPTIONAL, -- Tag 'A8'
    deviceInfo [9] DeviceInfo OPTIONAL -- Tag 'A9'
}

-- 2.11.2.3 ProfileDownloadTriggerResult

ProfileDownloadTriggerResult ::= [84] SEQUENCE { -- tag 'BF54'
    eimTransactionId [2] TransactionId OPTIONAL,
    profileDownloadTriggerResultData CHOICE {
        profileInstallationResult [55] ProfileInstallationResult, -- see SGP.22 [4]
        profileDownloadError SEQUENCE {
            profileDownloadErrorReason [0] INTEGER {
                ecallActive (104),
                undefinedError(127)
            },
            errorResponse OCTET STRING OPTIONAL
        }
    }
}
```



```
-- 3.8.4    ISD-R Selection and IP Ae Activation

ISDRProprietaryApplicationTemplateIoT ::= [PRIVATE 1] SEQUENCE { -- Tag 'E1'
    euiccConfiguration BIT STRING {
        ipaeSupported(0), -- IPA in the eUICC (IP Ae) supported
        enabledProfile(1) -- eUICC contains an Enabled Profile
    }
}

IpaActivationRequest ::= [66] SEQUENCE { -- Tag 'BF42'
    ipaeOption BIT STRING {
        activateIpa(0) -- IP Ae activation
    }
}

IpaActivationResponse ::= [66] SEQUENCE { -- Tag 'BF42'
    ipaeActivationResult INTEGER {ok(0), notSupported(1)}
}

-- 4.1    IPA Capabilities

IpaCapabilities ::= SEQUENCE {
    ipaFeatures [0] BIT STRING {
        directRspServerCommunication (0),
        indirectRspServerCommunication (1),
        eimDownloadDataHandling (2),
        eimCtxParamsGeneration (3),
        eimProfileMetadataVerification (4),
        minimizeEsipaBytes (5)
    },
    ipaSupportedProtocols [1] BIT STRING {
        ipaRetrieveHttps(0),
        ipaRetrieveCoaps(1),
        ipaInjectHttps(2),
        ipaInjectCoaps(3),
        ipaProprietary(4)
    } OPTIONAL
}

-- 4.4 Profile MetaData

-- Definition of ProfileInfo
```

## GSMA SGP.32 - eSIM IoT Technical Specification

```
ProfileInfo ::= [PRIVATE 3] SEQUENCE { -- Tag 'E3'
    iccid Iccid OPTIONAL,
    isdpAid [APPLICATION 15] OctetTo16 OPTIONAL, -- AID of the ISD-P containing the
Profile, tag '4F'
    profileState [112] ProfileState OPTIONAL, -- Tag '9F70'
    profileNickname [16] UTF8String (SIZE(0..64)) OPTIONAL, -- Tag '90'
    serviceProviderName [17] UTF8String (SIZE(0..32)) OPTIONAL, -- Tag '91'
    profileName [18] UTF8String (SIZE(0..64)) OPTIONAL, -- Tag '92'
    iconType [19] IconType OPTIONAL, -- Tag '93'
    icon [20] OCTET STRING (SIZE(0..1024)) OPTIONAL, -- Tag '94', see condition in
ES10b:GetProfilesInfo
    profileClass [21] ProfileClass OPTIONAL, -- Tag '95'
    notificationConfigurationInfo [22] SEQUENCE OF
NotificationConfigurationInformation OPTIONAL, -- Tag 'B6'
    profileOwner [23] OperatorId OPTIONAL, -- Tag 'B7'
    dpProprietaryData [24] DpProprietaryData OPTIONAL, -- Tag 'B8'
    profilePolicyRules [25] PprIds OPTIONAL, -- Tag '99'
    serviceSpecificDataStoredInEuicc [34] VendorSpecificExtension OPTIONAL, -- Tag
'BF22'
    ecallIndication [123] BOOLEAN OPTIONAL, -- Tag '9F7B'
    fallbackAttribute [38] BOOLEAN DEFAULT FALSE, -- Tag '9F26', indicates a Fallback
Profile if set to TRUE
    fallbackAllowed [103] BOOLEAN OPTIONAL -- Tag '9F67', indicates if Fallback is
authorized by the Profile Owner
}

-- 5.5 ES8+ beetween SM-DP+ and eUICC

StoreMetadataRequest ::= [37] SEQUENCE { -- Tag 'BF25'
    iccid Iccid,
    serviceProviderName [17] UTF8String (SIZE(0..32)), -- Tag '91'
    profileName [18] UTF8String (SIZE(0..64)), -- Tag '92' (corresponds to 'Short
Description' defined in SGP.21 [2])
    iconType [19] IconType OPTIONAL, -- Tag '93' (JPG or PNG)
    icon [20] OCTET STRING (SIZE(0..1024)) OPTIONAL, -- Tag '94' (Data of the icon.
Size 64 x 64 pixel. This field SHALL only be present if iconType is present)
    profileClass [21] ProfileClass DEFAULT operational, -- Tag '95'
    notificationConfigurationInfo [22] SEQUENCE OF
NotificationConfigurationInformation OPTIONAL,
    profileOwner [23] OperatorId OPTIONAL, -- Tag 'B7'
    profilePolicyRules [25] PprIds OPTIONAL, -- Tag '99'
    serviceSpecificDataStoredInEuicc [34] VendorSpecificExtension OPTIONAL, -- Tag
'BF22'
    serviceSpecificDataNotStoredInEuicc [35] VendorSpecificExtension OPTIONAL, --
Tag 'BF23'
    ecallIndication [123] BOOLEAN OPTIONAL, -- Tag '9F7B'
    fallbackAllowed [103] BOOLEAN OPTIONAL -- Tag '9F67'
```

```
}

-- 5.6.1 Function (ES9+): AuthenticateClient

AuthenticateClientRequest ::= [59] SEQUENCE { -- Tag 'BF3B'
    transactionId [0] TransactionId,
    authenticateServerResponse [56] AuthenticateServerResponse -- This is the
response from ES10b.AuthenticateServer
}

-- 5.9.2 Function (ES10b): GetEUICCInfo

EUICCInfo2 ::= [34] SEQUENCE { -- Tag 'BF22'
    profileVersion [1] VersionType, -- Base eUICC Profile package version supported
    svn [2] VersionType, -- GSMA SGP.22 version supported (SVN)referenced by SGP.32
    euiccFirmwareVer [3] VersionType, -- eUICC Firmware version
    extCardResource [4] OCTET STRING, -- Extended Card Resource Information according
to ETSI TS 102 226
    uiccCapability [5] UICCCapability,
    ts102241Version [6] VersionType OPTIONAL,
    globalplatformVersion [7] VersionType OPTIONAL,
    rspCapability [8] RspCapability,
    euiccCiPKIdListForVerification [9] SEQUENCE OF SubjectKeyIdentifier, -- List of
CI Public Key Identifiers supported on the eUICC for signature verification
    euiccCiPKIdListForSigning [10] SEQUENCE OF SubjectKeyIdentifier, -- List of CI
Public Key Identifier supported on the eUICC for signature creation
    euiccCategory [11] INTEGER {
        other(0),
        basicEuicc(1),
        mediumEuicc(2),
        contactlessEuicc(3)
    } OPTIONAL,
    forbiddenProfilePolicyRules [25] PprIds OPTIONAL, -- Tag '99'
    ppVersion VersionType, -- Protection Profile version
    sasAccreditationNumber UTF8String (SIZE(0..64)),
    certificationDataObject [12] CertificationDataObject OPTIONAL,
    treProperties [13] BIT STRING {
        isDiscrete(0),
        isIntegrated(1),
        usesRemoteMemory(2) -- refers to the usage of remote memory protected by the
Remote Memory Protection Function described in SGP.21 [4]
    } OPTIONAL,
    treProductReference [14] UTF8String OPTIONAL, -- Platform_Label as defined in
GlobalPlatform DLOA specification [57]
    additionalEuiccProfilePackageVersions [15] SEQUENCE OF VersionType OPTIONAL,
```

## GSMA SGP.32 - eSIM IoT Technical Specification

```
    ipaMode [16] IpaMode OPTIONAL, -- active IPA, mandatory within SGP.32
    euiccCiPKidListForSigningV3 [17] SEQUENCE OF SubjectKeyIdentifier OPTIONAL, --
not used by this version of SGP.32.
    additionalEuiccInfo [18] OCTET STRING (SIZE(0..32)) OPTIONAL, -- not used by
this version of SGP.32
    highestSvn [19] VersionType OPTIONAL, -- not used by this version of SGP.32
    iotSpecificInfo [20] IoTSpecificInfo OPTIONAL -- mandatory within SGP.32
}

-- Definition of IoTSpecificInfo
IoTSpecificInfo ::= SEQUENCE {
    iotVersion [0] SEQUENCE OF VersionType, -- SGP.32 version(s) supported by the
eUICC, at least one must be present
    ecallSupported [1] NULL OPTIONAL, -- if present, eUICC supports the Emergency
Mechanism
    fallbackSupported [2] NULL OPTIONAL -- if present, eUICC supports the Fallback
Mechanism
}

-- Definition of IpaMode
IpaMode ::= INTEGER {
    ipad (0), -- IPAd is active
    ipae (1) -- IPAe is active
}

-- 5.9.4 Function (ES10b): AddInitialEim

AddInitialEimRequest ::= [87] SEQUENCE { -- Tag 'BF57'
    eimConfigurationDataList [0] SEQUENCE OF EimConfigurationData
}

AddInitialEimResponse ::= [87] CHOICE { -- Tag 'BF57'
    addInitialEimOk SEQUENCE OF CHOICE {
        associationToken [4] INTEGER,
        addOk NULL
    },
    addInitialEimError INTEGER {
        insufficientMemory(1),
        associatedEimAlreadyExists (2),
        ciPKUnknown(3),
        invalidAssociationToken(5),
        counterValueOutOfRange(6),
        commandError(7),
        undefinedError(127)
    }
}
```

```
}

-- 5.9.5 Function (ES10b): eUICCMemoryReset

EuiccMemoryResetRequest ::= [100] SEQUENCE { -- Tag 'BF64'
  resetOptions [2] BIT STRING {
    deleteOperationalProfiles(0),
    deleteFieldLoadedTestProfiles(1),
    resetDefaultSmdpAddress(2),
    deletePreLoadedTestProfiles(3),
    deleteProvisioningProfiles(4),
    resetEimConfigData(5),
    resetImmediateEnableConfig(6)
  }
}

EuiccMemoryResetResponse ::= [100] SEQUENCE { -- Tag 'BF64'
  resetResult INTEGER {ok(0), nothingToDelete(1), catBusy(5), ecallActive(104),
undefinedError(127)},
  resetEimResult INTEGER {ok(0), nothingToDelete(1), eimResetNotSupported(2),
undefinedError(127)} OPTIONAL,
  resetImmediateEnableConfigResult INTEGER {ok(0), resetIECNotSupported(1),
undefinedError(127)} OPTIONAL
}

-- 5.9.10 Function (ES10b): GetCerts

GetCertsRequest ::= [86] SEQUENCE { -- Tag 'BF56'
  euiccCiPKId SubjectKeyIdentifier OPTIONAL -- CI Public Key Identifier supported
on the eUICC for signature creation
}

GetCertsResponse ::= [86] CHOICE { -- Tag 'BF56'
  certs SEQUENCE {
    eumCertificate [5] Certificate, -- Tag 'A5'
    euiccCertificate [6] Certificate -- Tag 'A6'
  },
  getCertsError INTEGER {invalidCiPKId(1), undfinedError(127)}
}

-- 5.9.11 Function (ES10b): RetrieveNotificationsList

RetrieveNotificationsListRequest ::= [43] SEQUENCE { -- Tag 'BF2B'
  searchCriteria CHOICE {
```

```
    seqNumber [0] INTEGER,
    profileManagementOperation [1] NotificationEvent,
    euiccPackageResults [2] NULL
} OPTIONAL
}

RetrieveNotificationsListResponse ::= [43] CHOICE { -- Tag 'BF2B'
    notificationList PendingNotificationList, -- Tag 'A0'
    notificationsListResultError INTEGER { undefinedError(127)}, -- Tag '81'
    euiccPackageResultList EuiccPackageResultList -- Tag 'A2'
}

-- 5.9.15 Function (ES10b): ImmediateEnable

ImmediateEnableRequest ::= [90] SEQUENCE { -- Tag 'BF5A'
    refreshFlag BOOLEAN -- indicating whether REFRESH is required
}

ImmediateEnableResponse ::= [90] SEQUENCE { -- Tag 'BF5A'
    immediateEnableResult [0] INTEGER {
        ok(0),
        immediateEnableNotAvailable (1),
        noSessionContext(4),
        catBusy(5),
        undefinedError(127)
    }
}

-- 5.9.16 Function (ES10b): ProfileRollback

ProfileRollbackRequest ::= [88] SEQUENCE { -- Tag 'BF58'
    refreshFlag BOOLEAN -- indicating whether REFRESH is required
}

ProfileRollbackResponse ::= [88] SEQUENCE { -- Tag 'BF58'
    cmdResult INTEGER {
        ok(0),
        rollbackNotAllowed(1), -- Usage of rollback was not granted by the eIM
        catBusy(5),
        commandError(7),
        undefinedError(127)
    },
    eUICCPackageResult [81] EuiccPackageResult OPTIONAL
}
```

```
}

-- 5.9.17 Function (ES10b): ConfigureImmediateProfileEnabling

ConfigureImmediateProfileEnablingRequest ::= [89] SEQUENCE { -- Tag 'BF59'
    immediateEnableFlag [0] NULL OPTIONAL,
    defaultSmdpOid [1] OBJECT IDENTIFIER OPTIONAL,
    defaultSmdpAddress [2] UTF8String OPTIONAL
}

ConfigureImmediateProfileEnablingResponse ::= [89] SEQUENCE { -- Tag 'BF59'
    configImmediateEnableResult [0] INTEGER {
        ok(0),
        insufficientMemory(1),
        associatedEimAlreadyExists(2),
        undefinedError(127)
    }
}

-- 5.9.18 Function (ES10b): GetEimConfigurationData

GetEimConfigurationDataRequest ::= [85] SEQUENCE { -- Tag 'BF55'
    searchCriteria CHOICE {
        eimId [0] UTF8String (SIZE(1..128))
    } OPTIONAL
}

GetEimConfigurationDataResponse ::= [85] SEQUENCE { -- Tag 'BF55'
    eimConfigurationDataList [0] SEQUENCE OF EimConfigurationData
}

-- 5.9.20 Function (ES10b): ExecuteFallbackMechanism

ExecuteFallbackMechanismRequest ::= [93] SEQUENCE { -- Tag 'BF5D'
    refreshFlag BOOLEAN -- indicating whether REFRESH is required
}

ExecuteFallbackMechanismResponse ::= [93] SEQUENCE { -- Tag 'BF5D'
    executeFallbackMechanismResult [0] INTEGER {
        ok(0),
        profileNotInDisabledState(2),
        catBusy(5),
        fallbackNotAvailable(6), -- Fallback Attribute not set
    }
}
```

```
        commandError(7),
        ecallActive(104),
        undefinedError(127)
    }
}

-- 5.9.21 Function (ES10b): ReturnFromFallback

ReturnFromFallbackRequest ::= [94] SEQUENCE { -- Tag 'BF5E'
    refreshFlag BOOLEAN -- indicating whether REFRESH is required
}

ReturnFromFallbackResponse ::= [94] SEQUENCE { -- Tag 'BF5E'
    returnFromFallbackResult [0] INTEGER {
        ok(0),
        catBusy(5),
        fallbackNotAvailable(6), -- Fallback Attribute not set
        commandError(7),
        undefinedError(127)
    }
}

-- 5.9.22 Function (ES10b): EnableEmergencyProfile

EnableEmergencyProfileRequest ::= [91] SEQUENCE { -- Tag 'BF5B'
    refreshFlag BOOLEAN -- indicating whether REFRESH is required
}

EnableEmergencyProfileResponse ::= [91] SEQUENCE { -- Tag 'BF5B'
    enableEmergencyProfileResult [0] INTEGER {
        ok(0),
        profileNotInDisabledState(2),
        catBusy(5),
        ecallNotAvailable(8), -- Emergency Profile does not exist
        undefinedError(127)
    }
}

-- 5.9.23 Function (ES10b): DisableEmergencyProfile

DisableEmergencyProfileRequest ::= [92] SEQUENCE { -- Tag 'BF5C'
    refreshFlag BOOLEAN -- indicating whether REFRESH is required
}
```



```
DisableEmergencyProfileResponse ::= [92] SEQUENCE { -- Tag 'BF5C'
  disableEmergencyProfileResult [0] INTEGER {
    ok(0),
    profileNotInEnabledState(2),
    catBusy(5),
    undefinedError(127)
  }
}

-- 5.9.24 Function (ES10b): GetConnectivityParameters

GetConnectivityParametersRequest ::= [95] SEQUENCE { -- Tag 'BF5F'
}

GetConnectivityParametersResponse ::= [95] CHOICE { -- Tag 'BF5F'
  connectivityParameters ConnectivityParameters,
  connectivityParametersError ConnectivityParametersError
}

ConnectivityParameters ::= SEQUENCE {
  httpParams [1] OCTET STRING OPTIONAL -- Also used for CoAP
}

ConnectivityParametersError ::= INTEGER {
  parametersNotAvailable(1),
  undefinedError(127)
}

-- 5.9.25 Function (ES10b): SetDefaultDpAddress

SetDefaultDpAddressRequest ::= [101] SEQUENCE { -- Tag 'BF65'
  defaultDpAddress UTF8String -- Default SM-DP+ address as an FQDN
}

SetDefaultDpAddressResponse ::= [101] SEQUENCE { -- Tag 'BF65'
  setDefaultDpAddressResult INTEGER { ok(0), undefinedError(127) }
}

-- 5.14.2 Function: (ESipa) GetBoundProfilePackage

PrepareDownloadResponse ::= [33] CHOICE { -- Tag 'BF21'
  downloadResponseOk PrepareDownloadResponseOk,
```

```
downloadResponseError PrepareDownloadResponseError,  
compactDownloadResponseOk CompactPrepareDownloadResponseOk  
}  
CompactPrepareDownloadResponseOk ::= SEQUENCE {  
    compactEuiccSigned2 CompactEuiccSigned2, -- Compact version of EuiccSigned2  
    euiccSignature2 [APPLICATION 55] OCTET STRING -- tag '5F37' signature on  
EuiccSigned2  
}  
CompactEuiccSigned2 ::= SEQUENCE {  
    euiccOtpk [APPLICATION 73] OCTET STRING OPTIONAL, -- otPK.EUICC.ECKA, tag '5F49'  
euiccOtpk is always present except if bppEuiccOtpk was chosen by the eUICC  
    hashCc Octet32 OPTIONAL -- Hash of confirmation code, if not received from eIM  
}  
  
-- 5.14.3 Function: (Esipa) AuthenticateClient  
  
EuiccSigned1 ::= SEQUENCE {  
    transactionId [0] TransactionId,  
    serverAddress [3] UTF8String,  
    serverChallenge [4] Octet16, -- The RSP Server Challenge  
    euiccInfo2 [34] EUICCInfo2,  
    ctxParams1 CtxParams1  
}  
AuthenticateResponseOk ::= SEQUENCE {  
    euiccSigned1 EuiccSigned1, -- Signed information  
    euiccSignature1 [APPLICATION 55] OCTET STRING, --EUICC_Sign1, tag 5F37  
    euiccCertificate Certificate, -- eUICC Certificate (CERT.EUICC.ECDSA)  
signed by the EUM  
    eumCertificate Certificate -- EUM Certificate (CERT.EUM.ECDSA) signed by the  
requested CI  
}  
AuthenticateServerResponse ::= [56] CHOICE { -- Tag 'BF38'  
    authenticateResponseOk AuthenticateResponseOk,  
    authenticateResponseError AuthenticateResponseError,  
    compactAuthenticateResponseOk CompactAuthenticateResponseOk  
}  
CompactAuthenticateResponseOk ::= SEQUENCE {  
    signedData CHOICE {  
        euiccSigned1 EuiccSigned1,  
        compactEuiccSigned1 [0] CompactEuiccSigned1 -- Compact version of EuiccSigned1  
    },  
    euiccSignature1 [APPLICATION 55] OCTET STRING, -- tag 5F37 signature on  
EuiccSigned1  
    euiccCertificate [1] Certificate OPTIONAL, -- eUICC Certificate (CERT.EUICC.ECDSA)  
    eumCertificate [2] Certificate OPTIONAL -- EUM Certificate (CERT.EUM.ECDSA)
```

```
}
CompactEuiccSigned1 ::= SEQUENCE {
    extCardResource [4] OCTET STRING, -- Extended Card Resource Information according
to ETSI TS 102 226 extracted from euiccInfo2,
    ctxParams1 [2] CtxParams1 OPTIONAL -- ctxParams1 may be left out by IPA if eIM
ctxParams1 was received from the eIM
}

-- 5.14.7 Function (ESipa): HandleNotification

PendingNotification ::= CHOICE {
    profileInstallationResult [55] ProfileInstallationResult, -- tag 'BF37'
    otherSignedNotification OtherSignedNotification,
    compactProfileInstallationResult [0] CompactProfileInstallationResult,
    compactOtherSignedNotification [1] CompactOtherSignedNotification
}
ProfileInstallationResult ::= [55] SEQUENCE { -- Tag 'BF37'
    profileInstallationResultData [39] ProfileInstallationResultData,
    euiccSignPIR EuiccSignPIR
}
CompactProfileInstallationResult ::= SEQUENCE {
    compactProfileInstallationResultData [0] CompactProfileInstallationResultData,
    euiccSignPIR EuiccSignPIR
}
CompactProfileInstallationResultData ::= SEQUENCE {
    transactionId [0] TransactionId, -- The TransactionID generated by the SM-DP+
seqNumber INTEGER,
    iccidPresent BOOLEAN DEFAULT TRUE,
    compactFinalResult [2] CHOICE {
        compactSuccessResult CompactSuccessResult,
        errorResult ErrorResult
    }
}
CompactSuccessResult ::= SEQUENCE {
    compactAid [APPLICATION 15] OCTET STRING (SIZE (2)), -- Byte 14 and 15 of ISD-P
AID
    simaResponse OCTET STRING OPTIONAL -- MUST be present if the simaResponse value
(EUICCResponse) is different from the 9-byte value '30 07 A0 05 30 03 80 01 00'
representing success
}
CompactOtherSignedNotification ::= SEQUENCE {
    tbsOtherNotification NotificationMetadata,
    euiccNotificationSignature [APPLICATION 55] OCTET STRING -- eUICC signature of
tbsOtherNotification, Tag '5F37'
}
```

```
-- 5.14.8 Function (ESipa): CancelSession

CancelSessionResponse ::= [65] CHOICE { -- Tag 'BF41'
    cancelSessionResponseOk CancelSessionResponseOk,
    cancelSessionResponseError INTEGER {invalidTransactionId(5),
undefinedError(127)},
    compactCancelSessionResponseOk CompactCancelSessionResponseOk
}
CompactCancelSessionResponseOk ::= SEQUENCE {
    compactEuiccCancelSessionSigned CompactEuiccCancelSessionSigned, -- Compact
version of euiccCancelSessionSigned
    euiccCancelSessionSignature [APPLICATION 55] OCTET STRING -- tag 5F37 signature
on euiccCancelSessionSigned
}
CompactEuiccCancelSessionSigned ::= SEQUENCE {
    reason CancelSessionReason OPTIONAL
}

-- 6.3.1 ASN.1 structures for ESipa messages between IPA and eIM

EsipaMessageFromIpaToEim ::= CHOICE {
    initiateAuthenticationRequestEsipa [57] InitiateAuthenticationRequestEsipa, --
Tag 'BF39'
    authenticateClientRequestEsipa [59] AuthenticateClientRequestEsipa, -- Tag
'BF3B'
    getBoundProfilePackageRequestEsipa [58] GetBoundProfilePackageRequestEsipa, --
Tag 'BF3A'
    cancelSessionRequestEsipa [65] CancelSessionRequestEsipa, -- Tag 'BF41'
    handleNotificationEsipa [61] HandleNotificationEsipa, -- Tag 'BF3D'
    transferEimPackageResponse [78] TransferEimPackageResponse, -- Tag 'BF4E'
    getEimPackageRequest [79] GetEimPackageRequest, -- Tag 'BF4F'
    provideEimPackageResult [80] ProvideEimPackageResult -- Tag 'BF50'
}
EsipaMessageFromEimToIpa ::= CHOICE {
    initiateAuthenticationResponseEsipa [57] InitiateAuthenticationResponseEsipa, -
Tag 'BF39'
    authenticateClientResponseEsipa [59] AuthenticateClientResponseEsipa, -- Tag
'BF3B'
    getBoundProfilePackageResponseEsipa [58] GetBoundProfilePackageResponseEsipa, -
Tag 'BF3A'
    cancelSessionResponseEsipa [65] CancelSessionResponseEsipa, -- Tag 'BF41'
    transferEimPackageRequest [78] TransferEimPackageRequest, -- Tag 'BF4E'
    getEimPackageResponse [79] GetEimPackageResponse, -- Tag 'BF4F'
    provideEimPackageResultResponse [80] ProvideEimPackageResultResponse -- Tag
'BF50'
}
```

```
-- 6.3.2.1 ESipa.InitiateAuthentication

InitiateAuthenticationRequestEsipa ::= [57] SEQUENCE { -- Tag 'BF39'
    euiccChallenge [1] Octet16, -- random eUICC challenge
    smdpAddress [3] UTF8String OPTIONAL,
    euiccInfo1 EUICCInfo1 OPTIONAL,
    eimTransactionId [2] TransactionId OPTIONAL
}

InitiateAuthenticationResponseEsipa ::= [57] CHOICE { -- Tag 'BF39'
    initiateAuthenticationOkEsipa InitiateAuthenticationOkEsipa,
    initiateAuthenticationErrorEsipa INTEGER {
        invalidDpAddress(1),
        euiccVersionNotSupportedByDp(2),
        ciPKIdNotSupported(3),
        smdpAddressMismatch(50),
        smdpOidMismatch(51),
        invalidEimTransactionId(52),
        undefinedError(127)
    }
}

InitiateAuthenticationOkEsipa ::= SEQUENCE {
    transactionId [0] TransactionId OPTIONAL, -- The TransactionID generated by the
SM-DP+
    serverSigned1 ServerSigned1, -- Signed information
    serverSignature1 [APPLICATION 55] OCTET STRING, -- Server Sign1, Tag '5F37'
    euiccCiPKIdentifierToBeUsed OCTET STRING, -- Key identifier (possibly truncated)
of the CI Public Key to be used as required by ES10b.AuthenticateServer
    serverCertificate Certificate,
    matchingId UTF8String OPTIONAL,
    ctxParams1 [2] CtxParams1 OPTIONAL
}

-- 6.3.2.2 ESipa.AuthenticateClient

AuthenticateClientRequestEsipa ::= [59] SEQUENCE { -- Tag 'BF3B'
    transactionId [0] TransactionId, -- The TransactionID generated by the SM-DP+/SM-
DS
    authenticateServerResponse [56] AuthenticateServerResponse -- This is the
response from ES10b.AuthenticateServer, possibly in compact format
}

AuthenticateClientResponseEsipa ::= [59] CHOICE { -- Tag 'BF3B'
    authenticateClientOkDPesipa AuthenticateClientOkDPesipa,
```

```
authenticateClientOkDSEsipa AuthenticateClientOkDSEsipa,
authenticateClientErrorEsipa INTEGER {
    eumCertificateInvalid(1),
    eumCertificateExpired(2),
    euiccCertificateInvalid(3),
    euiccCertificateExpired(4),
    euiccSignatureInvalid(5),
    matchingIdRefused(6),
    eidMismatch(7),
    noEligibleProfile(8),
    ciPKUnknown(9),
    invalidTransactionId(10),
    insufficientMemory(11),
    pprNotAllowed(50),
    eventIdUnknown(56),
    undefinedError(127)
}
}
AuthenticateClientOkDPEsipa ::= SEQUENCE {
    transactionId [0] TransactionId OPTIONAL, -- The TransactionID generated by the
SM-DP+
    profileMetaData [37] StoreMetadataRequest OPTIONAL,
    smdpSigned2 SmdpSigned2, -- Signed information
    smdpSignature2 [APPLICATION 55] OCTET STRING, -- Tag '5F37'
    smdpCertificate Certificate, -- CERT.DPpb.ECDSA
    hashCc Octet32 OPTIONAL -- Hash of confirmation code
}
AuthenticateClientOkDSEsipa ::= SEQUENCE {
    transactionId [0] TransactionId, -- The TransactionID generated by the SM-DS
    profileDownloadTrigger [84] ProfileDownloadTriggerRequest OPTIONAL -- Tag 'BF54'
}

-- 6.3.2.3 ESipa.GetBoundProfilePackage

GetBoundProfilePackageRequestEsipa ::= [58] SEQUENCE { -- Tag 'BF3A'
    transactionId [0] TransactionId, -- The TransactionID generated by the SM-DP+
    prepareDownloadResponse [33] PrepareDownloadResponse -- This is the response from
ES10b.PrepareDownload, possibly in compact format
}
GetBoundProfilePackageResponseEsipa ::= [58] CHOICE { -- Tag 'BF3A'
    getBoundProfilePackageOkEsipa GetBoundProfilePackageOkEsipa,
    getBoundProfilePackageErrorEsipa INTEGER {
        euiccSignatureInvalid(1),
        confirmationCodeMissing(2),
```

```
        confirmationCodeRefused(3),
        confirmationCodeRetriesExceeded(4),
        bppRebindingRefused(5),
        downloadOrderExpired(6),
        profileMetadataMismatch(50),
        invalidTransactionId(95),
        undefinedError(127)
    }
}
GetBoundProfilePackageOkEsipa ::= SEQUENCE {
    transactionId [0] TransactionId OPTIONAL, -- The TransactionID generated by the
SM-DP+
    boundProfilePackage [54] BoundProfilePackage
}

-- 6.3.2.4 ESipa.HandleNotification

HandleNotificationEsipa ::= [61] CHOICE { -- Tag 'BF3D'
    pendingNotification [0] PendingNotification, -- A Notification to be delivered
to a Notification Receiver, possibly in compact format

    provideEimPackageResult [80] ProvideEimPackageResult -- Tag 'BF50'
}

-- 6.3.2.5 ESipa.CancelSession

CancelSessionRequestEsipa ::= [65] SEQUENCE { -- Tag 'BF41'
    transactionId TransactionId, -- The TransactionID generated by the SM-DP+
    cancelSessionResponse CancelSessionResponse -- This is the response from ES10b.
CancelSession function, possibly in compact format
}

CancelSessionResponseEsipa ::= [65] CHOICE { -- Tag 'BF41'
    cancelSessionOk CancelSessionOk,
    cancelSessionError INTEGER {
        invalidTransactionId(1),
        euiccSignatureInvalid(2),
        undefinedError(127)
    }
}

CancelSessionOk ::= SEQUENCE { -- This function has no output data
}

-- 6.3.2.6 ESipa.GetEimPackage
```

## GSMA SGP.32 - eSIM IoT Technical Specification

```
StateChangeCause ::= INTEGER {
    otherEim(0), -- for change(s) requested by another registered eIM
    fallback(1), -- for change(s) following fallback requested by IPA
    emergencyProfile(2), -- for change(s) following Emergency Profile swap requested
by IPA
    local(3), -- for change(s) applied locally (RFU, not supported in this version)
    reset(4), -- for change(s) following an euicc reset
    immediateEnableProfile(5), -- for change(s) following immediate Profile enabling
requested by IPA
    deviceChange(6), -- for change(s) detected by IP Ae following a IoT Device change
(removable eSIMs)
    undefined(127) -- unknown cause
}

GetEimPackageRequest ::= [79] SEQUENCE { -- Tag 'BF4F'
    eidValue [APPLICATION 26] Octet16, -- Tag '5A'
    notifyStateChange [0] NULL OPTIONAL, -- Notification to the eIM that it should
update its information about the eUICC (e.g. list of profiles, profile states...)
    stateChangeCause [1] StateChangeCause OPTIONAL, -- Provide the cause of the
notified state change(s)
    rPLMN [2] OCTET STRING (SIZE(3)) OPTIONAL -- MCC and MNC of the last registered
PLMN, coded as defined in 3GPP TS 24.008 [22]
}

GetEimPackageResponse ::= [79] CHOICE { -- Tag 'BF4F'
    euiccPackageRequest [81] EuiccPackageRequest, -- Tag 'BF51'
    ipaEuiccDataRequest [82] IpaEuiccDataRequest, -- Tag 'BF52'
    profileDownloadTriggerRequest [84] ProfileDownloadTriggerRequest, -- Tag 'BF54'
    eimPackageError INTEGER {
        noEimPackageAvailable(1),
        eidNotFound(2),
        invalidEid(3),
        missingEid(4),
        undefinedError(127)
    }
}

-- 6.3.2.7 ESipa.ProvideEimPackageResult

EimPackageResultErrorCode ::= INTEGER {
    invalidPackageFormat(1),
    unknownPackage(2),
    undefinedError(127)
}

EimPackageResultResponseError ::= SEQUENCE {
```



```
eimTransactionId [0] TransactionId OPTIONAL,  
eimPackageResultErrorCode EimPackageResultErrorCode  
}  
  
EimPackageResult ::= CHOICE {  
    euiccPackageResult [81] EuiccPackageResult, -- Tag 'BF51'  
    ePRAndNotifications SEQUENCE {  
        euiccPackageResult [81] EuiccPackageResult, -- Tag 'BF51'  
        notificationList [0] PendingNotificationList -- Tag 'A0'  
    },  
    ipaEuiccDataResponse [82] IpaEuiccDataResponse, -- Tag 'BF52'  
    profileDownloadTriggerResult [84] ProfileDownloadTriggerResult, -- Tag 'BF54'  
  
    eimPackageResultErrorCode EimPackageResultErrorCode,  
    eimPackageResultResponseError [0] EimPackageResultResponseError  
}  
  
ProvideEimPackageResult ::= [80] SEQUENCE { -- Tag 'BF50'  
    eidValue [APPLICATION 26] Octet16 OPTIONAL, -- Tag '5A'  
    eimPackageResult EimPackageResult  
}  
  
ProvideEimPackageResultResponse ::= [80] SEQUENCE { -- Tag 'BF50'  
    eimAcknowledgements [83] EimAcknowledgements OPTIONAL -- Tag 'BF53'  
}  
  
-- 6.3.3.1 ESipa.TransferEimPackage  
  
TransferEimPackageRequest ::= [78] CHOICE { -- Tag 'BF4E'  
    euiccPackageRequest [81] EuiccPackageRequest, -- Tag 'BF51'  
    ipaEuiccDataRequest [82] IpaEuiccDataRequest, -- Tag 'BF52'  
    eimAcknowledgements [83] EimAcknowledgements, -- Tag 'BF53'  
    profileDownloadTriggerRequest [84] ProfileDownloadTriggerRequest -- Tag 'BF54'  
}  
  
TransferEimPackageResponse ::= [78] CHOICE { -- Tag 'BF4E'  
    euiccPackageResult [81] EuiccPackageResult, -- Tag 'BF51'  
    ePRAndNotifications SEQUENCE {  
        euiccPackageResult [81] EuiccPackageResult, -- Tag 'BF51'  
        notificationList [0] PendingNotificationList -- Tag 'A0'  
    },  
    ipaEuiccDataResponse [82] IpaEuiccDataResponse, -- Tag 'BF52'  
    eimPackageReceived NULL,  
    eimPackageError INTEGER {  
        invalidPackageFormat(1),
```

```

unknownPackage (2) ,
undefinedError (127)
}
}
END

```

## Annex D Tag allocation (Normative)

This annex lists the tags allocated to data objects that SHALL be used for the definition of the eUICC functions.

Tag	Data name	Introduced in
'BF20'	EUICCInfo1	SGP.22
'BF21'	PrepareDownloadResponse	SGP.22
'BF22'	EUICCInfo2	SGP.22
'BF25'	StoreMetadataRequest	SGP.22
'BF2B'	PendingNotificationsListRequest or PendingNotificationsListResponse	SGP.22
'BF2D'	ProfileInfoListRequest or ProfileInfoListResponse	SGP.22
'BF5F'	EuiccMemoryResetRequest or EuiccMemoryResetResponse	SGP.32
'BF37'	ProfileInstallationResult	SGP.22
'BF38'	AuthenticateServerResponse	SGP.22
'BF39'	InitiateAuthenticationRequest or InitiateAuthenticationResponse ( <i>InitiateAuthenticationRequestEsipa or InitiateAuthenticationResponseEsipa</i> )	SGP.22 (SGP.32)
'BF3A'	GetBoundProfilePackageRequest or GetBoundProfilePackageResponse ( <i>GetBoundProfilePackageRequestEsipa or GetBoundProfilePackageResponseEsipa</i> )	SGP.22 (SGP.32)
'BF3B'	AuthenticateClientRequest or AuthenticateClientResponse ( <i>AuthenticateClientRequestEsipa or AuthenticateClientResponseEsipa</i> )	SGP.22 (SGP.32)
'BF3D'	HandleNotification ( <i>HandleNotificationEsipa</i> )	SGP.22 (SGP.32)
'BF41'	CancelSessionRequest or CancelSessionResponse or CancelSessionRequestEs9 or CancelSessionResponseEs9 ( <i>CancelSessionRequestEsipa or CancelSessionResponseEsipa</i> )	SGP.22 (SGP.32)
'BF4E'	TransferEimPackageRequest or TransferEimPackageResponse	SGP.32
'BF4F'	GetEimPackageRequest or GetEimPackageResponse	SGP.32
'BF50'	ProvideEimPackageResult or ProvideEimPackageResponse	SGP.32
'BF51'	EuiccPackageRequest or EuiccPackageResult	SGP.32
'BF52'	IpaEuiccDataRequest or IpaEuiccDataResponse	SGP.32
'BF53'	EimAcknowledgements	SGP.32
'BF54'	ProfileDownloadTriggerRequest or ProfileDownloadTriggerResponse	SGP.32
'BF55'	GetEimConfigurationDataRequest or GetEimConfigurationDataResponse	SGP.32

Tag	Data name	Introduced in
'BF56'	GetCertsRequest or GetCertsResponse	SGP.32
'BF57'	AddInitialEimRequest or AddInitialEimResponse	SGP.32
'BF58'	ProfileRollbackRequest or ProfileRollbackResponse	SGP.32
'BF59'	ConfigureImmediateProfileEnablingRequest or ConfigureImmediateProfileEnablingResponse	SGP.32
'BF5A'	ImmediateEnableRequest or ImmediateEnableResponse	SGP.32
'BF5B'	EnableEmergencyProfileRequest or EnableEmergencyProfileResponse	SGP.32
'BF5C'	DisableEmergencyProfileRequest or DisableEmergencyProfileResponse	SGP.32
'BF5D'	ExecuteFallbackMechanismRequest or ExecuteFallbackMechanismResponse	SGP.32
'BF5E'	ReturnFromFallbackRequest or ReturnFromFallbackResponse	SGP.32
'BF5F'	GetConnectivityParametersRequest or GetConnectivityParametersResponse	SGP.32
'BF60' to 'BF63'	Reserved	
'BF64'	EuiccMemoryResetRequest or EuiccMemoryResetResponse	SGP.32
'BF65'	SetDefaultDpAddressRequest or SetDefaultDpAddressResponse	SGP.32
'9F26'	fallbackAttribute	SGP.32
'9F67'	fallbackAllowed	SGP.32
'9F7B'	ecallIndication	SGP.32

**Table 32 Tag Allocation**

## Annex E Document Management (Informative)

### E.1 Document History

Version	Date	CR	Approval Authority	Editor / Company
V1.0	26 May 2023	CR001R01 – Overview CR002R01 – Scope CR003R01 – Document Purpose CR004R01 – Intended Audience CR005R01 – Conventions CR006R01 – General Architecture CR007R00 – Roles CR008R01 – Interfaces CR0012R01 – eUICC Architecture diagram CR0009R05 – eUICC Architecture CR0010R03 - Security Overview CR0014R00 - ESIMWG7_52_AP2 - LPA within SGP.22 vs IPA within SGP.32 CR0017R02 - Introduction of procedures CR0018R01 – eUICC Initialisation CR0024R04 - ESipa procedure (1/2): eIM Command Retrieval CR0025R03 - ESipa procedure (2/2): eIM Command Injection CR0015R09 - Direct Profile Download CR0026R01 - Add PSMO generic description CR0030R01 - Implementation of ESipa interface CR0031R00 - Communication between EIM and IPA CR0034R02 – Add definition of PSMO structures	ISAG	Gloria Trujillo, GSMA (Editor)

V1.1	26 April 2024	<p>CR0248R00 - Correction of Typo in Section 3.2.3.1 "Direct Profile Download"</p> <p>CR0249R00 - List of status codes for ESipa.GetEimPackage</p> <p>CR0251R01 - Editorial modification to mapping of procedures to LwM2M</p> <p>CR0252R00 - Editorial change of Tag number for IpaCapabilities in IpaEuiccDat</p> <p>CR0253R02 - Correction to correlate package requests and results</p> <p>CR0254R01 - Editorial change to add Annex ASN.1 Definitions (Normative)</p> <p>CR0255R01 - Editorial change for ASN-1 imports</p> <p>CR0256R01 - Clarify ES10 CancelSession</p> <p>CR0258R01 - Correlate InitiateAuthentication with ProfileDownloadTriggerRequest</p> <p>CR0260R00 - Various minor editorials</p> <p>CR0261R00 - Fix provideEimPackageResult tag number in ESipa.HandleNotification</p> <p>CR0262R01 Editorial changes to rename the functions &amp; procedures related to "Automatic Profile Enabling"</p> <p>CR0263R03 - Correction of Enable Profile PSMO command</p> <p>CR0264R01 - Correction of Delete Profile PSMO command</p> <p>CR0265R00 - Editorial change Missing ASN1START and ASN1STOP tags</p> <p>CR0266R00 - Editorial change Add Missing tag number in ESipa.HandleNotification</p> <p>CR0268R01 - Clarification on Update Eim</p> <p>CR0269R01 - Correction to eIM ID</p> <p>CR0270R01 - Correction to Generic eUICC Package download procedure</p> <p>CR0274R01 - Keep RetrieveNotificationsList function with empty argument compatible with SGP.22</p> <p>CR0275R00 Editorial fixing Add Eim Transaction ID in ASN.1 binding of Esipa.InitiateAuthentication</p> <p>CR0277R01 - Add eIM Transaction ID in ASN.1 binding of ESipa.InitiateAuthentication</p> <p>CR0273R01 - Referencing EUICCInfo2 from SGP32</p> <p>CR0279R00 - Fix diagram to reflect changes agreed in CR269R01</p> <p>CR0280R00 - Add missing error field in InitiateAuthenticationErrorEsipa</p> <p>CR0281R01 - Fix ESipa.HandleNotification function description for IndirectProfileDownload</p>	eSIMWG7	Gloria Trujillo, GSMA (Editor)
------	---------------------	--	---------	--------------------------------

		<p>CR0283R00 - Add missing parameters to GetEimConfiguration</p> <p>CR0284R00 - Error code for bad correlation of eimTransactionId after ProfileDownloadTriggerRequest</p> <p>CR0287R00 - Clarification about default SM-DP+ parameters for Immediate Profile Enabling procedures</p> <p>CR0288R00 - eUICCMemoryReset response</p> <p>CR0290R01 - Clarify behaviour of IP Ae in Immediate Profile Enabling</p> <p>CR0240R04 - Introduction of Profile Fallback Mechanism</p> <p>CR0271R03 - Correction of eUICC Memory Reset function</p> <p>CR0272R03 - Completion of eCall Mechanism</p> <p>CR0285R03 - Fix inconsistency in updateEim description</p> <p>CR0289R01 - eIM TLS/DTLS Certificate (CERT.EIM.TLS)</p> <p>CR0276R03 - Clarify the need of connectivity of parameters for constrained devices</p> <p>CR0294R03 - Add setDefaultDpAddress function</p> <p>CR0296R01 - Fix error code inconsistencies for some eCO commands</p> <p>CR0297R00 - Editorial change to fix HandleNotifications typo</p> <p>CR0298R00 - Clarifying empty response of ES10b.GetEimConfigurationData</p> <p>CR0300R01 - eIM TLS/DTLS Certificate format – update</p> <p>CR0302R03 - Add command data to emergency call function</p> <p>CR0303R01 - Editorial corrections to Fallback</p> <p>CR0278R02 - optimisation of EuiccPackageResult</p> <p>CR0291R00 - Field-Test eUICC Clarification</p> <p>CR0295R00 - Fix error code inconsistencies for some PSMO commands</p> <p>CR0312R00 - Editorial changes ASN_1 definition fixes</p> <p>CR0314R01 - Clarify triggering of Indirect Profile Download</p> <p>CR0257R09 - IP Ae configuration</p> <p>CR0292R04 - EuiccMemoryReset and Provisioning Profiles</p> <p>CR0301R01 - Correction to MQTT Broker address</p> <p>CR0304R02 - Rollback procedure update</p> <p>CR0305R01 - Align enable and disable PSMO with SGP.22</p>		
--	--	---	--	--

		<p>CR0306R01 - ES10b.getEimConfigurationData update</p> <p>CR0310R01 - Clarification of the use of the IoTSpecificInfo data object</p> <p>CR0313R01 - Support of SNI</p> <p>CR0315R00 - Update of references</p> <p>CR0316R00 - Correcting error in eUICC Memory Reset</p> <p>CR0317R01 - No space in eUICC with deleted Notifications</p> <p>CR0320R01 - Add Tag Allocation Annex</p> <p>CR0321R01 - Editorial changes for some SGP 32 tags</p> <p>CR0323R01 - Clarify TransactionID in PIR and HandleNotification addresses</p> <p>CR0325R01 - Clarifications to Emergency Profile handling</p> <p>CR0326R03 - Miscellaneous corrections to fallback mechanism</p> <p>CR0327R01 - Resetting fallback authorization upon ecall</p> <p>CR0328R00 - Editorial changes to fix ASN-1 compilation issues</p> <p>CR0293R07 - Support of JSON and ASN.1 bindings by Eim</p> <p>CR0308R04 - Support of JSON and ASN.1 bindings by SM-DP+ and SM-DS</p> <p>CR0307R02 - ESipa.ProvideEimPackageResult request update</p> <p>CR0309R00 - Clarification of Delete Profile procedure and Provisioning profiles</p> <p>CR0318R02 - Clarification on generating Notifications</p> <p>CR0319R01 - Replace sessionAborted reason code</p> <p>CR0322R01 - Adding EID to ESipa.ProvideEimPackageResult</p> <p>CR0329R00 - Add reference RFC 6066</p> <p>CR0330R00 - Editorial changes to ES9+ HandleNotification</p> <p>CR0331R00 - Clarification to Indirect Profile Download and Instalation procedure</p> <p>CR0333R02 - Extend use of default SM-DP+ to Indirect Profile Download</p> <p>CR0334R04 - Clarifications on Emergency Mechanism</p> <p>CR0335R01 - Clarify that fallback functions are optional to support</p> <p>CR0338R01 - Clarification on Enable and Disable PSMO procedure</p> <p>CR0339R00 - Editorial changes to fix ASN-1 compilation issues</p> <p>CR0340R01 - Introducing a flag for Fallback Support into eUICCInfo2</p>		
--	--	---	--	--

	<p>CR0341R01 - SNI section updates  CR0343R00 - Correcting behavior in ES10b.AuthenticateServer  CR0344R00 - GetEimPackage update  CR0345R00 - TLS certificate retrieval for Ipad in constrained IoT Devices  CR0346R00 - Rollback notifications  CR0324R07 - Revision of Annex B.2  CR0332R03 - Clarify the conditions of using default SM-DP+  CR0348R01 - List Profile default tag list  CR0350R01 - Editorial changes to align CR0338 and CR0334  CR0351R01 - Clarify Note 3 in ESipa.InitiateAuthentication function  CR0353R01 - Clarify how the eIM verify Profile metadata  CR0352R02 - Rename euiccCiPKIdToBeUsed to avoid incompatibility with with SGP.22  CR0354R00 - Fix Setting the Fallback Attribute  CR0355R02 - Fix ExecuteFallbackMechanism function  CR0356R00 - Fix EuiccPackageResult errors in case of eCall  CR0357R00 - Editorial correction section 2.6.5  CR0358R00 - Clarification of REFRESH handling in Enable and Disable Emergency Profile  CR0359R01 - Corrections to ASN.1  CR0360R00 - Editorial changes to fix ASN-1 compilation issues  CR0361R01 - Correction to terminal capability - option 1  CR0363R01 - Correction to eIM ID  CR0364R01 - Correction to notification retrieval if searchCriteria is NULL  CR0365R00 - Clarification of Fallback procedure  CR0366R02 - Use of REFRESH in Enable and Disable Emergency Profile  CR0367R01 - Clarification on character set for JSON binding  CR0369R01 - Editorial fix EuiccPackageResult errors in case of eCall  CR0368R01 Correction to ES10b.PrepareDownload function handling  CR0370R01 Clean-up ESipa.AuthenticateClient function description  CR0371R00 Editorial Correction to Eim  CR0373R00 Editorial Correction to align capitalisation of eimld</p>		
--	--	--	--



	<p>CR0374R01 Editorial change to Annex B.2 MQTT on topic usage</p> <p>CR0375R00 Editorial Correction to eimId formatting</p> <p>CR0376R02 Change to correct ASN.1 for IpaEuiccDataRequest &amp; Response</p> <p>CR0377R00 Yet another correction to TERMINAL CAPABILITY</p> <p>CR0378R01 Reworking the tag numbers of ES10b.EuiccMemoryReset</p> <p>CR0379R00 Editorial to correct use of eimPackageResponse</p> <p>CR0381R01 Reworking the tag number of ES10b.SetDefaultDpAddress function</p> <p>CR0382R01 Correction of ASN.1 TAGs</p> <p>CR0383R01 Add ecallActive error code to euiccPackageResult</p> <p>CR0384R00 Editorial correction to reason metadataMismatch</p> <p>CR0385R00 Add Event &amp; EventID as per .22 in terms as used but undefined</p> <p>CR0386R00 Add MatchingID as per .22 into Terms as used but undefined</p> <p>CR0387R00 Clean-up of Definition and Abbreviation sections</p> <p>CR0388R00 Add Event Retrieval definition</p> <p>CR0390R01 Correction to Profile Download Option (b)</p> <p>CR0392R00 Add Activation Code Token to Terms as used but undefined</p> <p>CR0393R01 Remove NOTE from GetEimPackage section 5.14.5</p> <p>CR0395R00 Correction to storemetadata request in relation to fallback</p> <p>CR0396R00 Editorial correction for GetProfilesInfo</p> <p>CR0397R00 Editorial changes for ES10b Enable and DisableEmergencyProfile functions</p> <p>CR0399R00 Complete section 5.2.1 Common Data Types</p> <p>CR0400R00 Editorial to make Profile Rollback Procedure a new section</p> <p>CR0402R01 Add ecallActive for IPAEuiccDataRequest and ProfileDownloadTriggerRequest</p> <p>CR0403R01 Add indirect Profile Download description to the eIM Cofiguration data</p>		
--	--	--	--

		<p>CR0404R00 Disable profile error conditions simplification</p> <p>CR0405R01 Editorial changes for 'Profile MetaData' section</p> <p>CR0408R01 Editorial correction for ESipa.GetEimPackage function</p> <p>CR0409R00 Alignment of error codes for Enable/Disable/Delete Profile PSMO commands with SGP 22</p> <p>CR0410R00 Add refreshflag to ImmediateEnable</p> <p>CR0411R01 Clarification about Notification sending</p> <p>CR0412R01 Clarification of ipaeActivation by eUICC</p> <p>CR0413R01 Clarification of the definition of Connectivity Parameters</p> <p>CR0414R00 Delete IpaEuiccDataErrorCode from IpaEuiccDataResponse</p> <p>CR0380R01 - Editorial correction to change command to function</p> <p>CR0389R00 - Editorial Add definition for Event Deletion</p> <p>CR0391R00 - Add missing ES11' function calls &amp; associated refs</p> <p>CR0401R00 - Editorial to update StoreMetadata in text to correct function</p> <p>CR0415R00 - Renumber "ISD-R Selection and IP Ae Activation" section</p> <p>CR0417R02- Split searchCriteria in IpaEuiccDataRequest</p> <p>CR0418R01 - ASN.1 RFU fields naming</p> <p>CR0419R00 - Correction to SetFallbackAttribute &amp; Emergency Profile – alternative</p> <p>CR0420R00 - Fixing rework of the tag numbers of ES10b.EuiccMemoryReset</p> <p>CR0421R01 - invalidPackageFormat error</p> <p>CR0422R00 - Cleaning error code for EnableProfile PSMO command</p>		
--	--	---	--	--

		<p>CR0424R02 - Correction to tag number overlaps with SGP.22 v3.1</p> <p>CR0423R00 - Correction to ImmediateEnable function</p>		
--	--	---	--	--

## Other Information

Type	Description
Document Owner	eSIM Group
Editor / Company	Gloria Trujillo, GSMA

It is our intention to provide a quality product for your use. If you find any errors or omissions, please contact us with your comments. You may notify us at [prd@gsma.com](mailto:prd@gsma.com)

Your comments or suggestions & questions are always welcome.