



## Security Evaluation of Integrated eUICC based on PP-0084

**Version 1.4**

27 May 2025

### **Security Classification: Non-confidential**

Access to and distribution of this document is restricted to the persons permitted by the security classification. This document is subject to copyright protection. This document is to be used only for the purposes for which it has been supplied and information contained in it must not be disclosed or in any other way made available, in whole or in part, to persons other than those permitted under the security classification without the prior written approval of the Association.

### **Copyright Notice**

Copyright © 2025 GSM Association

### **Disclaimer**

The GSM Association ("Association") makes no representation, warranty or undertaking (express or implied) with respect to and does not accept any responsibility for, and hereby disclaims liability for the accuracy or completeness or timeliness of the information contained in this document. The information contained in this document may be subject to change without prior notice.

### **Compliance Notice**

The information contain herein is in full compliance with the GSM Association's antitrust compliance policy.

This Permanent Reference Document is classified by GSMA as an Industry Specification, as such it has been developed and is maintained by GSMA in accordance with the provisions set out in GSMA AA.35 - Procedures for Industry Specifications.

## Table of Contents

<b>1</b>	<b>Introduction</b>	<b>3</b>
1.1	Overview	3
1.2	Scope	3
1.3	Definitions	4
	<b>!Unexpected End of Formula</b>	
1.5	References	5
1.6	Conventions	6
<b>2</b>	<b>Certification Process</b>	<b>6</b>
2.1	Overview	6
2.2	Security Certification for the Integrated eUICC	6
2.3	Integrated TRE certification	8
2.3.1	Security Target Augmentation	8
2.3.2	Certification Report	8
2.3.3	Checklist to Support Compliance Verification	8
2.4	Integrated eUICC Composite Certification	9
<b>Annex A</b>	<b>Integrated eUICC Checklist (Informative)</b>	<b>10</b>
<b>Annex B</b>	<b>Integrated eUICC Security Requirements (Normative)</b>	<b>11</b>
B.1	General Security Requirements	11
B.2	Security Certification Requirements	13
B.3	Conformance Claims	13
B.4	Security Objectives	13
B.5	Security Functional Requirements	14
<b>Annex C</b>	<b>Document Management</b>	<b>15</b>
C.1	Document History	15
C.2	Other Information	16

# 1 Introduction

## 1.1 Overview

The Integrated eUICC consists of:

- An Integrated TRE: hardware sub-system within a System-on-Chip (SoC) and its low-level kernel and software services
- The eUICC OS software: executed inside the Integrated TRE hardware, is stored securely in TRE internal memories and/or in remote memories, typically the hosting device Non Volatile Memory and/or RAM.

The Integrated TRE consists of three parts:

1. A kernel managing TRE hardware security functions.
2. The services for communication, application management, and memory management.
3. The hardware platform.

All the above mentioned parts of the Integrated eUICC have been taken into consideration in order to develop in this document the creation of the security certification framework for the Integrated eUICC.

## 1.2 Scope

This document describes the certification methodology for Integrated eUICC based on Protection Profile PP-0084[6].

The certification methodology for Integrated eUICC based on the the Protection Profile PP-0117 [20] is defined by SGP.18 [21].

This document covers the security certification framework for the Integrated eUICC and the process that SHALL be followed to perform the security evaluation of the Integrated eUICC that have been designed referencing GSMA PRD SGP.01 [1] and SGP.21 [9]. The associated Protection Profiles are described in GSMA PRD SGP.05 [2], and SGP.25 [10] and PP-0084 [6].

Integrated eUICCs assessed under these procedures are expected to be able to declare compliance to the eUICC security assurance requirements of the GSMA M2M and RSP compliance processes, respectively SGP.16 [3] and SGP.24 [11].

This document describes a temporary certification methodology for Integrated eUICC awaiting an appropriately validated Protection Profile to be developed (i.e. certified as per Common Criteria process and referenced by GSMA).

The validity period of the temporary certification described in the present document is set up by the GSMA compliance programmes specified in [3] and [11].

### 1.3 Definitions

Term	Description
Certification Report	Evaluation Report issued by the Certification Body to attest the certification.
eSA	eUICC Security Assurance
EUCC	The Common Criteria based European cybersecurity certification scheme
eUICC	A removable or non-removable UICC which enables the remote and/or local management of Profiles in a secure way. NOTE: The term originates from "embedded UICC".
Integrated eUICC	An eUICC implemented on a Tamper Resistant Element (TRE) that is integrated into a System-on-Chip (SoC), optionally making use of remote volatile/non-volatile memory (as per SGP.01 /SGP.21).
Integrated TRE	A TRE implemented inside a larger System-on-Chip (SoC)
GSMA Certification Body	Certification Body role, appointed by GSMA
Protection Profile	Implementation-independent statement of security needs for a TOE type (as per the Common Criteria methodology).
Security Target	Implementation-dependent statement of security needs for a specific identified TOE (as per the Common Criteria methodology).
Tamper Resistant Element	A security module consisting of hardware and low-level software providing resistance against software and hardware attacks, capable of securely hosting operating systems together with applications and their confidential and cryptographic data (as per SGP.01 /SGP.21).

### 1.4 Abbreviations

Term	Description
eSA	GSMA eUICC Security Assurance
CB	Certification Body
CC	Common Criteria
IC	Integrated Circuit
ITSEF	Information Technology Security Evaluation Facility
NVM	Non Volatile Memory
OS	Operating System
RAM	Random Access Memory
SFR	Security Functional Requirement
SoC	System-on-Chip
SOG-IS	Senior Officials Group Information Systems Security
ST	Security Target
TOE	Target of Evaluation
TRE	Tamper Resistant Element
3S	Secure Subsystem in SoC

## 1.5 References

Ref	Doc Number	Title
[1]	[SGP.01]	Embedded SIM Remote Provisioning Architecture
[2]	[SGP.05]	Embedded UICC Protection Profile, also published by BSI as BSI-CC-PP-0089-2015
[3]	[SGP.16]	M2M Compliance Process
[4]	[GSMA PRD AA.35]	Procedures for Industry Specifications
[5]	[RFC2119]	"Key words for use in RFCs to Indicate Requirement Levels," S. Bradner <a href="http://www.ietf.org/rfc/rfc2119.txt">http://www.ietf.org/rfc/rfc2119.txt</a>
[6]	PP-0084	BSI-CC-PP-0084-2014 Security IC Platform Protection Profile with Augmentation Packages, Version 1.0, Eurosmart 2014, certified by Bundesamt für Sicherheit in der Informationstechnik (BSI)
[7]	PP-0089	BSI-CC-PP-0089-2015 Embedded UICC Protection Profile Version 1.1 / 25.08.2015, certified by Bundesamt für Sicherheit in der Informationstechnik (BSI)
[8]	JIL-CCCE	Joint Interpretation Library Composite product evaluation for Smart Cards and similar devices Version 1.5.1 May 2018
[9]	[SGP.21]	RSP Architecture
[10]	[SGP.25]	eUICC for Consumer and IoT Devices Protection Profile
[11]	[SGP.24]	RSP Compliance Process
[12]	PP-0100	BSI-CC-PP-0100-2018
[13]	NIST SP 800-108	Recommendation for Key Derivation Using Pseudorandom Functions
[14]	BSI TR-02102-1	Cryptographic Mechanisms: Recommendations and Key Lengths
[15]	ANSSI RGS v2 B1	Référentiel Général de Sécurité version 2.0 Annexe B1
[16]	NIST SP 800-175B	Guideline for Using Cryptographic Standards in the Federal Government: Cryptographic Mechanisms
[17]	NIST SP 800-53r4	Security and Privacy Controls for Federal Information Systems and Organisations – Revision 4
[18]	JIL-Application-of-Attack-Potential-to-Smartcards-v3-1	Application of Attack Potential to Smartcards and Similar Devices Version 3.1, Jun 2020
[19]	SOG-IS	SOG-IS Smartcards and similar devices CC supporting documents at this link: <a href="https://www.sogis.eu/uk/supporting_doc_en.html">https://www.sogis.eu/uk/supporting_doc_en.html</a>
[20]	PP-0117	Secure Sub-System in System-on-Chip (3S in SoC) Protection Profile, Version: <ul style="list-style-type: none"> <li>• v1.5 - BSI-CC-PP-0117-2022</li> <li>• v1.8 – BSI-CC-PP-0117-v2-2023</li> </ul>

Ref	Doc Number	Title
		References to [20] in this PP may be interpreted as <i>any of the two versions of this document</i> . References to [20] version 1.8 (BSI-CC-PP-0117-v2-2023) shall be interpreted as <i>only the version 1.8 (BSI-CC-PP-0117-v2-2023) of the document</i> .
[21]	[SGP.18]	Security Evaluation of Integrated eUICC based on PP-0117

## 1.6 Conventions

“The key words “MUST”, “MUST NOT”, “REQUIRED”, “SHALL”, “SHALL NOT”, “SHOULD”, “SHOULD NOT”, “RECOMMENDED”, “MAY”, and “OPTIONAL” in this document are to be interpreted as described in RFC2119 [5].”

## 2 Certification Process

### 2.1 Overview

In order to achieve the security certification of an Integrated eUICC, the process described in the following steps SHALL be executed:

1. Security certification of the Integrated TRE SHALL be obtained either with GSMA eSA or with a SOG-IS CC (EUCC) CB in the domain of ‘*smartcard and similar devices*’ according to PP-0084 [6] and augmentation of the Security Target with additional Security Functional Requirements (SFRs) to cover the security requirements defined in Annex B.

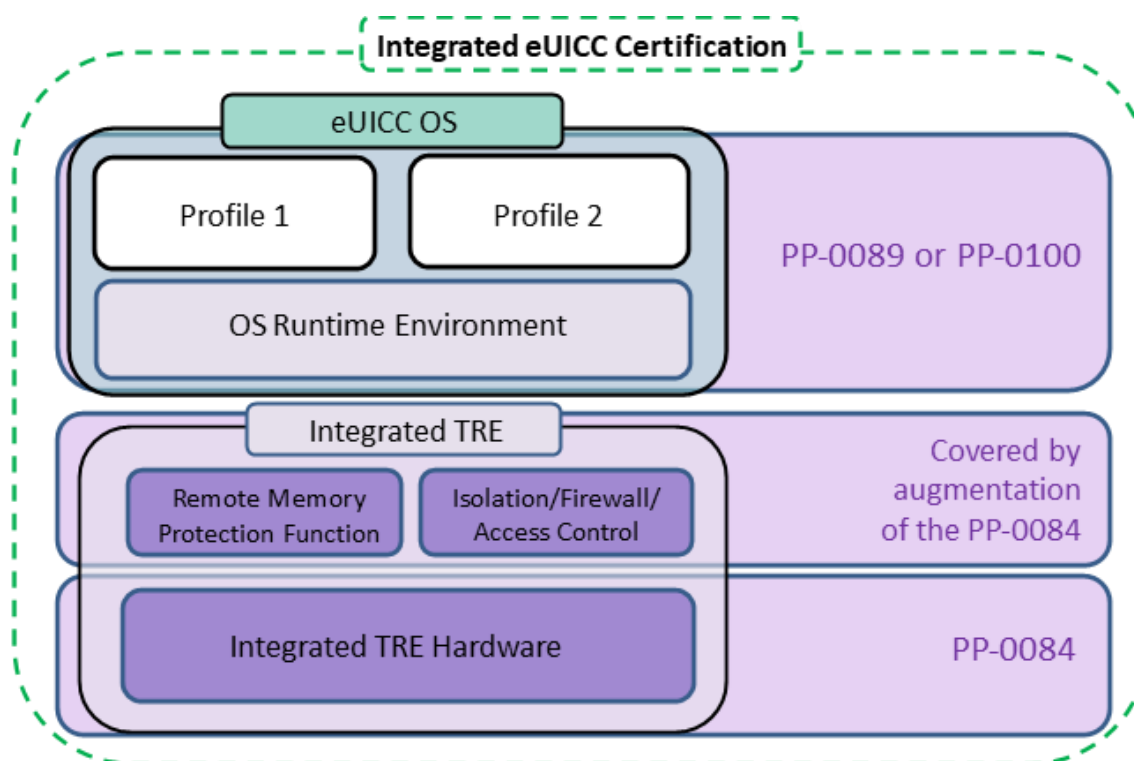
2. Composite certification of the Integrated eUICC SHALL be done:

- Based on the Integrated TRE certified with the SOG-IS CC (EUCC) or the GSMA eSA CB, and
- According to either:
  - PP-0089 [7] or SGP.05 [2] using the assurance schemes authorised in SGP.16 [3]
  - PP-0100 [12] or SGP.25[10] using the assurance schemes authorised in SGP.24 [11]

The validation of the Integrated eUICC integration into the device is out of the scope of this document.

### 2.2 Security Certification for the Integrated eUICC

At the moment, there is no Protection Profile that covers the Integrated TRE isolation and optional use of remote memory as described in Annex B. To bridge this gap, this document mandates to certify the Integrated TRE using Protection Profile BSI-CC-PP-0084-2014 [6] and to augment with the isolation and optional remote memory requirements described in Annex B as part of the Security Target, as described below.



**Figure 1 Composite Certification for the Integrated eUICC**

**A- Loader:**

The BSI-CC-PP-0084-2014 [6] describes two possible optional loaders as augmentation packages:

1. The Package 1 loader for usage during the manufacturing stage. This loader is intended to be used in a secure environment.
2. The Package 2 loader for usage after the issuance of the TRE for operation on the field. This loader is intended to be used by authorised users of the TRE.

If a loader is present, it SHALL be included either within the Integrated TRE Security Target, or by composition, in the Integrated eUICC Security Target.

**B- External Non-Volatile Memory:**

The BSI-CC-PP-0084-2014 [6] mandates the inclusion of the internal Non Volatile Memory (e.g. Flash Memory) which is optional in the context of Integrated eUICC requirements in Annex B. The Integrated TRE MAY use an external Non Volatile Memory.

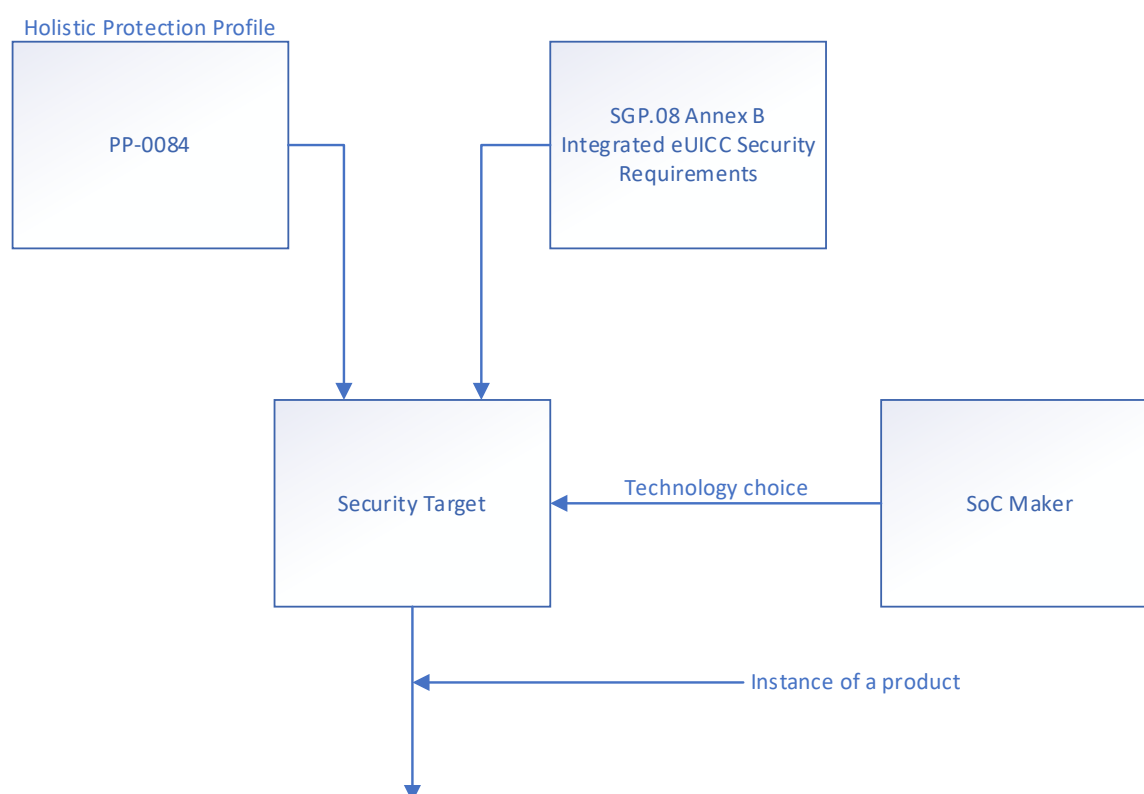
In such case, Annex B defines a Remote Memory Protection Function (RMPF) which SHALL be included within the Security Target of the Integrated TRE.

## 2.3 Integrated TRE certification

### 2.3.1 Security Target Augmentation

The Integrated TRE Security Target SHALL claim compliance to the BSI-CC-PP-0084-2014 [6] and additional Security Functional Requirements (SFRs) to cover the security requirements defined in Annex B.

The Security Target SHOULD explicitly address SoC maker's technology choices such as the memory architecture.



**Figure 2 Security Target for the Integrated eUICC TRE, initial phase**

### 2.3.2 Certification Report

The Certification Report SHALL attest that the evaluation of the integrated eUICC has been performed in compliance to the BSI-CC-PP-0084-2014 [6] and the additional SFRs in the Security Target intended to cover the security requirements defined in Annex B..

### 2.3.3 Checklist to Support Compliance Verification

To simplify the process of reviewing the Certification Report, the ITSEF (Information Technology Security Evaluation Facility) evaluator, accredited by SOG-IS CC (EUCC) or GSMA eSA SHALL either produce a checklist or verify a checklist produced by the SoC maker.

This checklist provides evidence that all applicable requirements from Annex B have been taken into account during the definition of the Security Target.

The checklist needs to be one of the deliverables to be analysed by the evaluator in whatever methodology chosen and reviewed by the CB in case the methodology followed is the GSMA eUICC Security Assurance (eSA).

## **2.4 Integrated eUICC Composite Certification**

The Integrated eUICC Security Target SHALL comply with the security objectives and requirements as defined in the Protection Profile SGP.05 [2] or SGP.25 [10].

The evaluation of the eUICC running on the Integrated TRE SHALL be handled through the Composite Evaluation framework (see JIL-CCCE [8]).

### Annex A Integrated eUICC Checklist (Informative)

The mandatory fields are requirement from Annex B and “Covered”. The Field “Security Target” is mandatory when the Security Target is public.

NOTE: The Security Target column needs to be filled with the reference of the Security Target Objective / Requirement or a rationale explaining why this requirement was considered out of scope.

Requirement	Description	Covered (Yes/No)	Security Target (see Note)	Comments
<b>Example:</b> <b>GS01</b>	<b>Example:</b> <i>An Integrated TRE MAY use a remote memory within the Device, dedicated to the Integrated TRE, to store software and data. Remote memory can be volatile or non-volatile.</i>			
...	...			

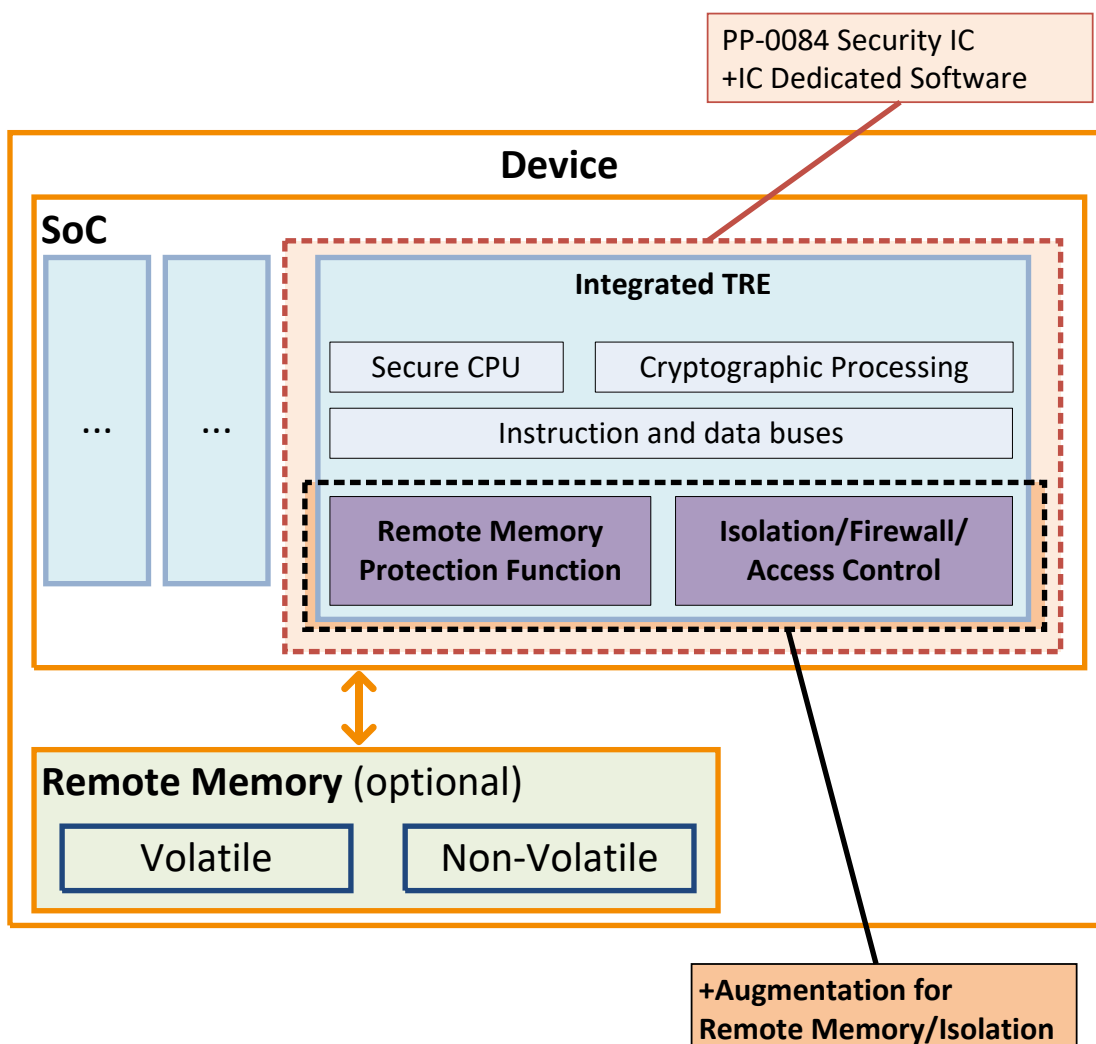
## Annex B Integrated eUICC Security Requirements (Normative)

### B.1 General Security Requirements

Req no.	Description
GS01	An Integrated TRE MAY use a Remote Memory within the Device, dedicated to the Integrated TRE, to store software and data.
GS02	All Integrated eUICC software and data which are stored outside the Integrated TRE SHALL be protected by the Integrated TRE in order to ensure their confidentiality, their integrity, and software side channel protection. This includes protection against side-channel attacks such as cache-timing attacks.
GS03	All Integrated TRE software and data, including context, SHALL only be stored in protected memory as requested in paragraph 36 in BSI-CC-PP-0084 [6].
GS04	All Integrated TRE software and data stored outside an Integrated TRE SHALL be protected against replay attacks.
GS05	The Integrated TRE internal instruction and data buses SHALL be isolated from the rest of the SoC.
GS06	The other SoC components SHALL have no access to the Integrated TRE internal buses.
GS07	The Integrated TRE SHALL be the only entity to expose TRE data outside the Integrated TRE.
GS08	All the credentials used to protect the data stored in the Remote Memory, dedicated to the Integrated TRE as per requirements GS02 and GS03, SHALL only be stored and used in the Integrated TRE.
GS09	The Integrated TRE SHALL be isolated from all other SoC components such that no other SoC components can have access to assets inside the Integrated TRE.
GS10	The Integrated TRE SHALL have a hardware and software protection means that controls the access to every function of the Integrated TRE (e.g. cryptographic unit).
GS11	The Integrated TRE SHALL process/execute its data/software in a dedicated secure CPU contained within the Integrated TRE.
GS12	The Integrated TRE SHALL be resistant against hardware and software side-channel attacks (e.g. DPA, cache-timing attacks, EMA etc.).
GS13	All Integrated TRE software and data SHALL be exclusively processed within the Integrated TRE.
GS14	The Integrated TRE SHALL include in its security target the following threats for software and data managed by the TRE, but stored outside the TRE: <ul style="list-style-type: none"> <li>• leakage</li> <li>• probing</li> <li>• manipulation</li> </ul>

Req no.	Description
<b>GS15</b>	The protection of software and data stored in Remote Memory as defined in GS02 SHALL be managed by the Integrated TRE using means which are independent of the Remote Memory implementation.
<b>GS16</b>	All cryptographic processing used by the Integrated TRE SHALL be contained within the Integrated TRE.
<b>GS17</b>	All security mechanisms within the Integrated TRE SHALL withstand state of the art attacks.
<b>GS18</b>	If Remote Memory outside the SoC is used, the combination of Integrated TRE and Remote Memory SHALL implement mechanisms protecting access to Remote Memory.
<b>GS19</b>	Integrated TRE implementations using Remote Memory outside the SoC SHALL implement mechanisms protecting the integrity of Remote Memory contents as defined in GS02.

**Table 1: General Security Requirements**



**Figure 3: Example of Optional Remote Memory Usage**

Note: IC Dedicated Software including its authentication by the TRE, is covered by BSI-CC-PP-0084 [6] and is not required to be augmented by this annex.

## B.2 Security Certification Requirements

Req no.	Description
SC01	An Integrated TRE together with the RMPF SHALL be evaluated according to BSI-CC-PP-0084 [6] augmented with the requirements defined in this annex. Note: The requirements relating to Remote Memory and to RMPF are only applicable when that type of memory is used by the Integrated TRE.
SC02	Evidence of Isolation (for example <a href="#">GS05</a> , <a href="#">GS06</a> , <a href="#">GS07</a> , <a href="#">GS09</a> ) SHALL be assessed during evaluation.
SC03	Evidence of proper Life Cycle management of the Integrated TRE SHALL be assessed during evaluation.

**Table 2: Security Certification Requirements**

## B.3 Conformance Claims

Req no.	Description
CC01	The Integrated TRE SHALL claim in its security target, that it comprises of Security IC and IC Dedicated Software regarded as a Security Integrated Circuit which implements all functional aspects specified by the BSI-CC-PP-0084 [6] Protection Profile augmented with the requirements defined in this Annex.
CC02	The Integrated TRE SHALL provide resistance to attackers with “high” attack potential as defined by AVA_VAN.5 and ALC_DVS.2 in [18].
CC03	The Integrated TRE SHALL be evaluated against the requirements, methods of attacks and evaluation documents for smartcards and similar devices published by SOG-IS [19].

**Table 3: Conformance Claims**

## B.4 Security Objectives

BSI-CC-PP-0084 [6] defines security problems related to the Security IC being evaluated and corresponding security objectives. Within BSI-CC-PP-0084 [6], the definitions do not take into account the implementation of the TRE within a SoC and the use of Remote Memory. In particular, Integrated TRE has to include additional security problems and objectives in its security target. The security target SHALL include the following in its security objectives:

Req no.	Description
SO01	The Integrated TRE SHALL define, in its security target, a security objective to protect software and data managed by the TRE and stored outside the TRE against: <ul style="list-style-type: none"> <li>leakage</li> <li>probing</li> <li>manipulation</li> </ul>

**Table 4: Security Objectives****B.5 Security Functional Requirements**

<b>Req no.</b>	<b>Description</b>
<b>IESFR01</b>	An Integrated TRE that uses Remote Memory SHALL implement a Remote Memory Protection Function (RMPF) to protect software and data to be stored in Remote Memory, outside the TRE.
<b>IESFR02</b>	The RMPF SHALL reside in the Integrated TRE.
<b>IESFR03</b>	The RMPF SHALL ensure the following security properties: (1) confidentiality (2) integrity and (3) replay-protection. Note: these properties are intended to cover a range of possible attacks, including replay of commands on the Remote Memory, rollback of data stored in the Remote Memory, cloning the content of a Remote Memory from another device, swapping or corrupting data within the Remote Memory, etc.
<b>IESFR04</b>	The RMPF SHALL use keys that are either: <ul style="list-style-type: none"> <li>• derived from a secret TRE-unique seed(s), or;</li> <li>• randomly generated within the Integrated TRE</li> </ul>
<b>IESFR05</b>	TRE-unique seed(s) used by RMPF SHALL be generated using a certified random number generator as required by BSI-CC-PP-0084 [6].
<b>IESFR06</b>	TRE-unique seed(s) used by the RMPF SHALL be generated inside the TRE.
<b>IESFR07</b>	The entropy of the TRE-unique seed(s) used by the RMPF SHALL be at least 256 bits.
<b>IESFR08</b>	Randomly generated keys used by the RMPF SHALL be at least 256 bits.
<b>IESFR09</b>	The key derivation mechanism used by the RMPF SHALL be compliant with NIST SP 800-108 [13] and SHALL use: <ul style="list-style-type: none"> <li>• a block cipher with security strength equivalent to or greater than AES-256, or</li> <li>• a hash function with security strength equivalent to or greater than SHA-256,</li> </ul>
<b>IESFR10</b>	The keys used by the RMPF SHALL be protected by the TRE.
<b>IESFR11</b>	Seed(s) used by the RMPF SHALL be restricted to the RMPF.
<b>Confidentiality Requirements</b>	
<b>IESFR12</b>	The RMPF SHALL provide confidentiality based on encryption using a cipher with security strength equivalent to, or greater than AES-256 and using a suitable mode of operation approved by NIST in NIST SP 800-175B [16] or recommended by BSI in BSI TR-02102-1 [14] or recommended by ANSSI RGS v2 B1 [15].
<b>Integrity and Authenticity</b>	
<b>IESFR13</b>	The RMPF SHALL use a cryptographic integrity mechanism with security strength equivalent to, or greater than SHA-256.
<b>IESFR14</b>	The RMPF SHALL provide authentication using a MAC of at least 128 bits based

Req no.	Description
	<ul style="list-style-type: none"> <li>on a block cipher using a cipher with security strength equivalent to or greater than AES-256, or</li> <li>on a hash function with security strength equivalent to or greater than SHA-256,</li> </ul> and using a mode of operation approved by NIST in NIST SP 800-175B [16] or recommended by BSI in BSI TR-02102-1 [14] or recommended by ANSSI RGS v2 B1 [15].
IESFR15	IESFR12 and IESFR14 MAY also be provided in combination by an authenticated encryption mode fulfilling both requirements.
<b>Replay protection</b>	
IESFR16	The RMPF SHALL detect any replay attack on the Integrated TRE.
IESFR17	The Integrated eUICC SHALL be resistant to replay attacks on the data stored in Remote Memory.
IESFR18	The Integrated eUICC SHALL be able to verify that the data received from the Remote Memory is not unsolicited. Note: Solicited data received from the Remote Memory is data that the Integrated eUICC did intend to retrieve at runtime from Remote Memory and/or retrieved data that the Integrated eUICC was able to verify according to the requirements set in this Annex.
IESFR19	The RMPF SHALL NOT process data if it is unable to detect a replay attack. Note: Such a situation may arise e.g. if the RMPF uses a counter to detect replay attacks and the counter expired or became unreliable for any other reason.
<b>Test Interface</b>	
IESFR20	The Integrated eUICC Test Interface SHALL NOT affect the security requirements defined in this annex.

**Table 5: Security Functional Requirements**

## Annex C Document Management

### C.1 Document History

Version	Date	Brief Description of Change	Approval Authority	Editor / Company
V1.0	25/03/2021	First SGP.08 Version	ISAG	Gloria Trujillo, GSMA
V1.1	30/06/2021	CR008R00 - Make SGP.08 applicable to GSMA RSP (Consumer) products	ISAG	Gloria Trujillo, GSMA
V1.2	19/09/2022	CR0010R01 - Streamlining Annex J and G	ISAG	Gloria Trujillo, GSMA
V1.2.1	02/01/2024	Correction of broken references and minor editorials	ISAG	Gloria Trujillo, GSMA

		CR0011R01 CR to fix Annex references		
1.3	04/06/2024	CR0012R02 - Update of PP0117 reference	ISAG	Gloria Trujillo, GSMA
1.4	27/05/2025	CR0013R01 - Add eSA for iTRE in SGP.08	ISAG	Gloria Trujillo, GSMA

## C.2 Other Information

Type	Description
Document Owner	eSIMWG
Editor / Company	Gloria Trujillo, GSMA

It is our intention to provide a quality product for your use. If you find any errors or omissions, please contact us with your comments. You may notify us at [prd@gsma.com](mailto:prd@gsma.com)

Your comments or suggestions & questions are always welcome.